

PRODUCT CATALOGUE

Nilfisk product solutions



NILFISK



Clean is Changing Let's change it for the better

Cleanliness is business-critical to both private industry and public institutions. Cleaning processes are continuously developing as the perception of cleaning itself evolves. Our mission is to elevate our commitment to providing first-rate products and services, while integrating key sustainability initiatives. Not just to make for a better clean, but also to strive to be more sustainable, while delivering better business for you, our customer.

Sustainable Cleaning

Being mindful of cleaning means taking into consideration how we use natural resources like water, while reducing the use of detergents and lowering energy use. This helps lead the way to more sustainable cleaning and can also reduce cleaning costs.

The desire for business and industry to clean more sustainably has grown in recent years, and requirements from customers, suppliers and public facilities have escalated.

Consideration of how cleaning staff perform tasks; from health and safety to ergonomic design, general crew member well-being, is another factor that must be calculated into the sustainability equation.

Additionally, product durability and regular servicing can determine the lifeline and efficiency of machines you deploy to uphold your sustainability strategy. Introducing new solutions based on innovative technology, while utilising data that enables us to calculate the needs for cleaning, helps propel us to the forefront of cleaning technological development that benefits your business.

Commitment to clean

Our commitment to sustainable cleaning is unwavering as we strive to offer products, services and solutions which help us to create a cleaner future for all to enjoy.

How we impact the environment is a critical consideration of our overarching business strategy. We are committed to ambitious climate targets reducing our negative impact, as we leverage opportunities to bring even greater value to our customer base.

We continuously set the bar high for ourselves as we seek to evolve our position as a leader within CSR (Corporate Social Responsibility).

For us, we want to do more than simply provide good advice on sustainable cleaning solutions. We are committed to Science Based Targets initiatives having inspired ambitious climate-impact targets. Lastly, we recently received the EcoVadis Gold Medal: In the rating we achieved our highest score (90 out of 100 points) for our environmental actions - including our commitment to reducing emissions linked to our business activities and through usage of our products.

As your partner on the journey towards sustainability, we hope to make your commitment to conservation and efficiency a comfortable reality. We believe that when this dedication is shared we can deliver real benefit for your business, the environment and the global community as a whole.

Clean is Changing. Let's change it for the better.

FREEDOM TO DO BETTER

With a century's knowledge of professional cleaning behind their development, and today's most advanced robotics technology powering their capabilities, this new range of revolutionary machines represents our commitment to delivering the world's most intelligent cleaning solutions.



Contact your local Nilfisk
representative for more information

Index

Scrubber Dryers

SC50	14
SC50 UVGI	15
SC60	16
SC100	17
SC250	18
SC351	19
SC370	20
SC401	21
SC430	22
SC450	23
SC500	24
SC530	25
BA 551/611	26
SC650	27
SC800	28
SC1500	29
SC2000	30
BR 652/752	31
SC3500	32
SC4000	33
SC5000	34
SC6000	36
SC6500	37
SC8000	38

Combination Machines

CS7010	39
Overview of Accessories	40

Sweepers

SW200 / SW250	47
SW750	48
SW900	49
SR 1000S	50
SR 1101	51
SW4000	52
SW5500	53
SR 1601	54
SW8000	55
Overview of Accessories	56

Single Discs & Burnishers

FM400	59
BU500	60
BU800	61
Overview of Accessories	62

Carpet Extractors

ES300	63
-------	----

Professional Steam Cleaners

SO4500	65
SV8000	66
SDV	67

Commercial Vacuum Cleaners

VP100	68
VP300 HEPA	69
VP930	70
VP600	71
VP600 Battery	72
GD 5 Back Pack	73
GD 5 Battery	74
VU500	75

GU 700A	76
VL100	77
VL500	78
Overview of Accessories	79

SALTIX 10	85
MAXXI II	86

Light Industrial Vacuum Cleaners

AERO 21	87
AERO 26	88
ATTIX 30	89
ATTIX 33	90
ATTIX 40	91
ATTIX 50	92
ATTIX 7	93
ATTIX 961-01	94
ATTIX 965-21 SD XC	95
SB Station / Tandem	96

H&S Vacuum Cleaners

AERO 26 M/H	98
ATTIX 33 2M	99
ATTIX 44 2M	100
M Class	101
H-CLASS	102
ATTIX 965 H/M SD XC	103
Accessory Sets for Vacuum Cleaners	104
Accessories for Vacuum Cleaners	107
Hose Connection and Distributors	120
Suction Hose Systems	121

TYPE 22 / B1 Explosive Environments	122
Accessories for	
Type 22 Vacuum Cleaners	123

Industrial Vacuum Cleaners

VHS120	127
All-In-One Industrial Vacuums	128
S3B	129
S3	129
VHS110 ATEX	130
CTS 22-CTS40	131
T22-T40-T40W-T75	132
TPLUS series	132
3707-3907 series	133
3997-3997W-3997WC	133
VHB436	134
VHC110 - VHC120 - VHC200	135
VHO200	136
ECO OIL 13 & 22	136
Industrial Vacuums	
for Additive Manufacturing	137
IVT1000	138
VHS110 CR	138
VHW200/201/210/211	139
VHW310/311	139
VHW320/321	140
VHW420/421	140
VHW440/441	141
R series	142
Pneumatic Conveyors	143
Centralised Vacuum Systems	144
GM 80P	145
IVB 965 SD XC / IVB 965 - 2H/M SD XC	146

IVB 7X - ATEX TYPE 22	147
Overview of Accessories	148

Pressure Washers

MC 2C	154
MC 3C	155
MC 4M	156
MC 5M PA-FA	157
MC 6P FA	159
MC 7P FA	160
MC 8P	161
MH 3C	162
MH 3M PA	163
MH 4M	164
MH 5M	165
MH 5M E	166
MH 6P	167
MH 7P	168
MH 8P	169
MC DE	170
MH PE / DE	171
MC 9P	172
MC 10P	173
SC UNO 4M	175
SC UNO 5M, 6P & 7P	176
SC DUO 6P & 7P	177
SC DELTA 6P	178
SC DELTA 8P	179
SH SOLAR D	180
SH SOLAR E	181
SH SOLAR G	182
SH TRUCK	183
SH AUTO 5M	184
Accessories for	
Industrial Pressure Washers	186

Increased flexibility with	
Nilfisk accessories & options	224
Liquid Sprayers	226
HydroScrub	227

Consumer HPW

C 110.7-5 X-TRA	232
Core 125-5	232
Core 130-6	232
Core 140-6	232
Core 140	232
Core 150	232
E 145.4-9 X-TRA	233
E 150.2-10 H X-TRA	233
Premium 180.10	234
Premium 200	234
Accessories for Pressure Washers	236

Consumer Wet&Dry

Nilfisk Buddy II 12	238
Nilfisk Buddy II 18	238
Nilfisk Buddy II 18 T	238
Multi II 22 T	238
Multi II 30 T	238
Accessories for Vacuum Cleaners	239

Product Overview



Product Overview



SC100



SC250



SC351



SC370



SC401



SC430



SC450



SC500



SC530



BA 551/611



SC650



SC800



SC1500



SC2000



BR 652/752



SC3500



SC4000



SC5000



SC6000



SC6500



SC8000



CS7010



SW250



SW750



SW900



SR1000S



SR1101



SW4000



SW5500



SR1601



SW8000



FM400



BU500



BU800



ES300



SO4500



SV8000



SDV4500/8000



High Pressure Washers



MC 2C



MC 3C



MC 4M



MC 5M



MC 6P



MC 7P



MC 8P



MH 3C



MH 3M



MH 4M



MH 5M



MH 5M E



MH 6P



MH 7P



MH 8P



MH PE



MH DE



MC 9P



MC 10P



SC UNO 4M PS



SC UNO 5M



SC UNO 6P



SC UNO 7P



SC DUO 6P



SC DUO 7P



SC DELTA



SH SOLAR D



SH SOLAR E



SH SOLAR G



SH TRUCK



SH AUTO 5M



Liquid Sprayers



HydroScrub

Vacuum Cleaners – Commercial & Industrial



SALTIX 10



MAXXI II 35 WD



MAXXI II 55 WD



MAXXI II 75 WD



AERO 21



AERO 26



ATTIX 30



ATTIX 33



ATTIX 40 INOX



ATTIX 50



ATTIX 7



ATTIX 961-01



ATTIX 965-21 SD XC



SB STATION / TANDEM



ATTIX 33 M



ATTIX 44 2M



ATTIX 7 M



ATTIX 30 H



ATTIX 33-2H



ATTIX 50 H



ATTIX 7 H



ATTIX 965-0H/M SD XC



ATTIX 40-0M PC TYPE 22



ATTIX 791-2M B1



ATTIX 995-0H/M TYPE 22

Domestic Cleaning Machines

Pressure Washers



C 110.7-5 X-TRA



Core 125-5



Core 130-6



Core 140-6



Core 140



Core 150



E145.4-9 X-TRA



E 150.2-10 H X-TRA



PREMIUM 180.10



PREMIUM 200

Wet & Dry Vacuum Cleaners



Nilfisk Buddy II 12



Nilfisk Buddy II 18



Nilfisk Buddy II 18 T



Multi II 22 T



Multi II 30 T

Scrubber Dryers

Results you can rely on

The Nilfisk range of scrubber dryers allows you to clean efficiently up to 11.700 m² per hour. You can trust us on four priorities when we design and develop the machines –

excellent cleaning results, ease of use, maximum lifespan and low maintenance and service costs.



Less downtime with the Nilfisk "tool-free" system

The exclusive Nilfisk "tool-free" system allows the operator to check or change the brushes and decks quickly and easily, thus keeping downtime to a minimum and saving money. Our machines are designed to be easy to maintain, all the main parts can be accessed quickly and directly.

Making the most of your up-time

All scrubber dryers have been built for easy maintenance and maximum up-time. This is enhanced by features like:

- Easy access to key components like batteries and vacuum motor
- Easy and quick change of squeegee blades, brushes and pads
- No tools needed to change accessories
- Easy access to batteries for service; easy to charge

Discs and brushes for every application

All discs and brushes are designed to carefully clean many types of floors. Nilfisk scrubber dryers can safely and effectively clean all hard floor surfaces. Nilfisk can advise on the machine, accessory and detergent most suitable for use in your premises. Our machines remove all types of dirt: dust, oil, rubber etc. Nilfisk has the perfect solution for you.

Get more out of your scrubber dryer with our range of accessories

- Batteries or cable: depends on the environment to clean
- Charger on board or not: to charge everywhere you want
- Monoblocs or cells in a tray batteries: depends on the running time you need
- Cylindrical or flat brush system: depends on the floor and if you need to sweep or not
- Brushes or pads: a large choice to be closed to the cleaning task

Comfort comes as standard with ClearView™

An analysis of the Nilfisk machine reveals that the ergonomic design offers the required comfort to the operator, thus reducing stress and work absenteeism. For example, the ClearView™ system, patented by Nilfisk, offers the operator a wide field of vision, allowing him to control all functions without the need to dismount from the machine. Other features are also critical, such as accessible controls, easy to drive steering wheel and adjustable driving seats. Prioritising safety and user friendliness is our primary concern when developing new cleaning solutions.

Innovative features for every floorcare application

Nilfisk's complete range of floorcare solutions utilises a number of innovative technologies designed to improve not only your cleaning results, but also to lower your total cost of ownership.

DustGuard™

A fogging system that bonds airborne dust particles so they fall to the ground to be swept by side brooms into the cleaning path of the main broom. 70% greater dust controlled productivity than conventional sweepers which only use dust control on main broom.

OneTouch™

One button activates all cleaning/sweeping functions for increased ease-of-use and quick operator training.

SmartFlow™

A system that adjusts the flow of water and detergent according to the speed of the machine – guaranteeing consistent consumption for each square metre of flooring.

REV™

With REV the scrubbing pad moves in an orbital pattern rather than just spinning, leaving no swirl marks or uneven wear paths. This feature, in combination with the correct surface preparation pad, means that the floor finish can be removed using water only.

EcoFlex™

Nilfisk Ecoflex™ ensures you get every floor cleaned, from light traffic areas to heavily soiled areas, in the most environmental friendly way, easily and efficiently while saving money.

QuickChange™

The QuickChange™ interchangeable deck system provides eight unique disc or cylindrical decks for a single machine that can be changed quickly and easily so that you always have the right pad for the job.

SmartKey™

SmartKey™ provides you with two different levels of access for both user and super user resulting in the increased security of your machine and ease-of-use in daily operation.

Liberty SC50 – Autonomous Stand-on Scrubber Dryer



Freedom to do better


- **Reliable and Safe:** The Liberty SC50 is the only autonomous floor scrubber dryer in the market compliant with CSA/ANSI 336, an OSHA recognised autonomous floorcare safety standard.
- **Size and Run-time:** The agile design allows the machine to react to changes in the environment and maintain autonomous operation without operator intervention.
- **Simplicity:** We added 3 buttons for autonomy. Record. Play. Stop. This machine is built for a scrubber dryer operator, not a computer programmer.
- **Fill-in Mode:** The operator drives around the site to-be cleaned once, and the SC50 calculates the most efficient path to clean the interior of that space, avoiding obstacles along the way. This revolutionary cleaning method is a Nilfisk exclusive.

Autonomous floor scrubber dryer for medium to large sized environments. Allows staff to focus on other tasks while the Liberty SC50 scrubs for 6 hours on a single charge.



TECHNICAL DATA	LIBERTY SC50 X51D OBC PH	LIBERTY SC50 X51R OBC PH
Voltage (V)	24	24
Gross weight (gvw) (kg)	484.4	484.4
Height (cm)	144.1	144.1
Length (cm)	135.5	135.5
Max. theoretical productivity (m ² /hr)	1,936	1,936
Sound level (IEC60335-2-72)	63 dB A / .029344 uPa	63 dB A / .029344 uPa
Max. transport speed - manual Fwd.	5.0 kph	5.0 kph
Max. transport speed - manual rev.	2.6 kph	2.6 kph
Max. transport autonomous	1.055 m/s	1.055 m/s
FEATURES		
Digital reports	•	•
Software updates	•	•
CopyCat mode	•	•
Fill-in mode	•	•
Pause/resume autonomous plan	•	•
USB port	•	•
ITEM NO.	56104508	56104509

Liberty SC50 UVGI – Autonomous Stand-on Scrubber Dryer



Experience all the Liberty SC50 benefits plus the best UV-C disinfection technology to maximise your hygienic standards

- UV-C light is germicidal, meaning it damages the DNA of bacteria, viruses, and other pathogens, thereby preventing them from multiplying and causing diseases.
- The UV attachment is located at the rear of the SC50, directly behind the scrubber.
- UV-C light is emitted directly at the floor, in close proximity and at a dosage level that targets coronavirus and other pathogens.
- UV-C light is confined to the floor beneath the SC50, designed for safe operation around people.
- The Liberty SC50's UV-C fixture is compliant with all applicable safety standards, including third party certification.

Meet the Nilfisk Liberty SC50 UVGI autonomous scrubber-dryer, combining Robotic Floor scrubbing with UVGI (ultraviolet germicidal irradiation) technology to maintain the highest level of cleanliness in your facility.



TECHNICAL DATA	LIBERTY SC50 X51D A222 OBC UVGI	LIBERTY SC50 X51R OBC UVGI
Voltage (V)	24	24
Gross weight (gvw) (kg)	484.4	484.4
Battery capacity (mAh)	255	255
Max. theoretical productivity	1,936 m2/hr	1,936 m2/hr
Max. transport speed - manual Fwd.	5.0 kph	5.0 kph
Max transport speed - manual rev.	2.6 kph	2.6 kph
Max. transport autonomous	1.055 m/s	1.055 m/s
FEATURES		
Autonomous operation	•	•
Digital reports	•	•
Software updates	•	•
Copycat mode	•	•
Fill-in mode	•	•
USB port	•	•
UVGI mode	•	•
ITEM NO.	CM56104508-02	CM56104509-02

Liberty SC60 – Autonomous Ride-on Scrubber Dryer



Simplicity and productivity in a large-scale solution

- Best-in-class productivity and runtime
- The largest scrub deck on a comparable BrainOS-enabled robotic scrubber
- Reliable obstacle-detection/avoidance along cleaning path
- Designed according to the Robotic Safety standard
- Intuitive, easy-to-use user interface accelerates setup and adoption
- Regular, cloud-based software updates keep pace with innovation and deliver ongoing value

Built on Brain Corp’s powerful BrainOS® – the world’s most widely-used autonomous operating system – the high-performance Liberty SC60 also boasts the market’s largest scrub deck, exemplary runtime, and minimal downtime requirements.

Its significant cleaning capability makes it ideal for maximising floorcare quality and efficiency across the world’s largest indoor spaces. And, because it’s a Liberty solution, its extensive programmability means operators can adapt the SC60 to any layout, in any environment, in a single run.



TECHNICAL DATA	LIBERTY SC60 X28D	LIBERTY SC60 X71C
Voltage (V)	24	24
Gross weight (gvw) (kg)	1499 / 680 lbs	1499 / 680 lbs
Min. turn-around aisle width (m)	1.88 m / 74 inch.	1.88 m / 74 inch.
Max. theoretical productivity	2811 m2/hr	2811 m2/hr
Sound level (IEC60335-2-72)	57 dB(A)/20µPa	57 dB(A)/20µPa
Max. transport speed - manual Fwd.	1.90 m/sec.	1.90 m/sec.
Max transport speed - manual rev.	1.24 m/sec	1.24 m/sec
Max. transport autonomous	2.46mph / 1.1m/s	2.46mph / 1.1m/s
FEATURES		
Delivered ready to use (full package)	•	•
Autonomous operation	•	•
TextAssist operator alerts	•	•
Digital reports	•	•
Software updates	•	•
Copycat mode	•	•
Pause/resume autonomous plan	•	•
STANDARD EQUIPMENT		
TRAY DEBRIS KIT	9100000795	9100000795
DETERGENT SOLUTION SYSTEM KIT	9100002963	9100002963
HOME LOCATION PACK-STD	56123087	56123087
DISC BRUSH-14 PROLENE 3 LUG	56505804	
SKIRT BLADE KIT-RED GUM	56383489	56383489
BLADE KIT-SQUEEGEE-RED GUM 28	56382735	
BATTERY 6V 390 AH AGM	56123064	56123064
CHARGER-BATTERY-24VDC-50A-SHLF	56123221	56123221
ITEM NO.	56123292	56123305

SC100 – Small Scrubber Dryer



The master of small space cleaning

- Ergonomic handle for comfortable one or two handed operation
- Easy to carry and to transport from one place to another – only 12 kg weight
- Flat recovery tank design and full access makes it fast and easy to clean 100% of the recovery tank from any dirt
- Low deck profile and offset allows cleaning in hard to reach places
- Easy and quick maintenance
- Robust aluminum frame design guarantees high reliability and long life time

The SC100 is a small scrubber dryer for in-depth cleaning of narrow and small areas. Compared to the manual solution of mop and bucket, this compact upright machine will get the job done much faster offering a superior cleaning performance. Dual squeegees allow for the SC100 to clean both forwards and in reverse for optimum manoeuvrability.



reddot award 2017
winner

TECHNICAL DATA	SC100 E UK
Rated power (W)	800
Sound pressure level at 1.5 m (dB(A) ISO 3744)	72 ± 2
Productivity rate theoretical/ actual (m ² /h)	620/310
Scrubbing width (mm)	310
Solution/recovery tank (l)	3/4
Brush quantity and type	1 Cylindrical
Brush speed (rpm)	2100
Length x width x height (mm)	400x360x1150
Gross weight (gvw) (kg)	15
FEATURES	
Detachable cord	•
Automatic solution shut off	•
Solution level indicator	•
Delivered ready to use (full package)	•
Tank in tank solution	•
Two hands working handle	•
STANDARD EQUIPMENT	
BRUSH CYL 310MM MEDIUM WHITE	107411860
2-HAND HANDLE	107413470
DETACHABLE CORD 10M UK	107413491
SQUEEGEE 321MM 13 KIT	107411867
ITEM NO.	107408102

SC250 – Small Scrubber Dryer



Sweep, scrub and dry in one pass with the SC250

- Tank-in-tank design for carrying in one hand provides easy emptying and refilling
- Runtime of up to 40 minutes on a fully charged battery
- Fast battery charging in just 40 minutes enables continuous cleaning with the use of two batteries
- Adjustable handle for use and storage
- OneTouch™ button activates all essential functions and touch sensors in the handle which provide an easy operation
- 'No tool' inspection, service and maintenance

The SC250 is a compact scrubber dryer for fast and effective cleaning of hard floors. With the SC250 you get a light and productive machine that ensures efficient cleaning in both directions. The low sound level means it is suited for daytime cleaning. Debris, dirt and even the smallest dust particles are removed effectively by the 34 cm cylindrical brush. For more in-depth cleaning without the sweeping feature a microfiber roller can be used as option.



reddot award 2017
winner

TECHNICAL DATA

SC250 34C B

Voltage (V)	36
Rated power (W)	300
Sound pressure level at 1.5 m (dB(A) ISO 3744)	66 ±3
Productivity rate theoretical/ actual (m²/h)	1360/680
Solution/recovery tank (l)	6/6
Brush quantity and type	1 Cyl
Brush speed (rpm)	1000
Brush pressure (kg)	Max 12
Squeegee width (mm)	340
Length x width x height (mm)	630x425x400
Gross weight (gvw) (kg)	32
Power consumption (kW)	0.3
Running time (min.)	40

FEATURES

Compact design	•
Lithium Battery	•
Delivered ready to use (full package)	•
OneTouch™ Button	•
Tank in tank solution	•
Scrubbing and sweeping	•

STANDARD EQUIPMENT

BRUSH CYL 340MM MEDIUM NYLON WHITE	9100002066
MINI CONTAINER PLAST. F DIRT SIP	9100001964
SQUEEGEE 360MM PU 2 PCS SET	9100002064
BATTERY LI KIT INCL CHARGER EU UK	9100002056

ITEM NO.	9087380020
-----------------	-------------------

SC351 – Small Scrubber Dryer



Next generation in daily small area scrubbing and drying


- 27 kg of down pressure for outstanding scrubbing effectiveness
- Powerful brush motor & excellent suction performance
- Removable two tank system with transparent plastic lid and rubber protected handles makes them easy to carry
- Simple to use control panel with three operating-modes makes it easy to control even for beginners
- Easy deck adjustment for perfect traction control
- Patent elastic strap system to easy install and remove squeegee blades without any tools

The SC351 has a rotating deck that enables both forwards and backwards scrubbing and drying. The compact size makes it suitable for cleaning in small and crowded places, between and under tables and furniture and other less accessible areas. The compact design and foldable handle also means the SC351 is easy to transport and store even when space is limited.



TECHNICAL DATA	SC351 FPKG PH UK	SC351 FULL EU UK LI-ION
Voltage (V)	12	24
Rated power (W)	450	500
Sound pressure level at 1.5 m (dB(A) ISO 3744)	64	64
Productivity rate theoretical/ actual (m ² /h)	1480/890	1480/890
Scrubbing width (mm)	370	370
Solution/recovery tank (l)	11/11	11/11
Brush quantity and type	1 Disc	1 Disc
Brush speed (rpm)	140	140
Brush/pad diameter (mm)	370/355	370/355
Brush pressure (kg)	27	30
Squeegee width (mm)	470	470
Length x width x height (mm)	730x475x450	730x475x450
Gross weight (gvw) (kg)	73	56
FEATURES		
Built-in charger	•	•
Automatic brush shut off	•	•
Automatic solution shut off	•	•
Battery version	•	•
Roller bumpers on squeegee	•	•
Battery level indicator	•	•
Squeegee	•	•
Lithium ion battery		•
STANDARD EQUIPMENT		
PAD HOLDER FLAT 14 355MM	9099672000	9099999000
BRUSH DISC 370MM 14.5 PROLENE BLUE	9099999000	9100000077
BLADE SQUEEGEE 370MM 14.5 PU KIT	9100000077	9100001664
BATTERY 12V 55AH AGM SPIRACEL	9100001664	
CHARGER BATT. O/B 12V 15A 230V EU KIT	9100000713	
ITEM NO.	CM9087341020-04	50000621

SC370 – Small scrubber/dryers



Clean in congested areas and tight spaces

- Control panel with one-button start and primary controls – easily accessible from the scrubber machine's operator position
- Silent mode for non-intrusive cleaning during the day in busy public spaces or sound-sensitive areas
- One-button start to activate the scrubber brush and solution
- Lock the squeegee in the up position for double scrubbing and more effective cleaning of tough stains and high-traffic areas
- Click-on/off system makes exchanging brushes and pad holders easy
- ECO mode disperses the minimum amount of solution required when cleaning and lowers the vacuum to be used on even floors – saving energy and cleaning solution, enabling a longer runtime
- Ergonomic handle minimises operator fatigue
- Adjustable handle to fit different user preferences for improved control
- Can be folded down to minimise space required for storage
- Optimised convenience and time efficiency for maintenance and service
- Patented elastic strap system for the squeegee blades – makes it easy to clean and change blades – blades can be used on four sides
- Click-on/off system makes it easy to exchange the brush, pad holders, and other accessories

The SC370 walk-behind scrubber dryer provides daily, medium-scale floorcare with easy operation, reliable performance, and lowered water and detergent requirements to better and more efficiently clean your floors.



TECHNICAL DATA

SC370 43B-EU-UK

Voltage (V)	24
Rated power (W)	905
Solution/recovery tank (l)	25/25
Brush/pad diameter (mm)	432
Brush speed (rpm)	140
Length x width x height (mm)	1020x485x647
Height w/handle vertical (mm)	1182
Battery run time (min.)	Up to 4 hours
Cleaning productivity (max.) (m ² /h)	1720
Squeegee width (mm)	340
Weight (kg)	134

FEATURES

Click on-off brush	•
Squeezable drain hose with flow control	•
Delivered ready to use (full package)	•
One-Touch™ Button	•
ECO mode	•
Onboard charger (standard)	•

STANDARD EQUIPMENT

PAD HOLDER FLAT 17" 432MM	9100000144
BRUSH DISC 430MM 17 PROLENE BLUE	9097469000
BLADE SQUEEGEE NR KIT	55942487
BATT.12V-70Ah AGM C5	80565521
SKIRT BRISTLE KIT	VS15439
CABLE EXTENSION EU PLUG L.2000MM SIP	9100000787
CABLE EXTENSION UK PLUG L.2000MM SIP	1466318000

ITEM NO.

50000627

SC401 – Small Scrubber Dryers



High and consistent cleaning performance for hours

- Up to 4 hours runtime on a fully charged battery and up to 100 minutes before the solution tank needs to be refilled
- Productive and powerful vacuum motor ensures a perfect cleaning and drying result
- Brush click on/off, and light weight squeegee with no hose connection
- Patented elastic strap system makes squeegee maintenance easy and simple
- Detergent mixing system will prevent overdosing of chemicals – saving the environment and the total cost of cleaning
- The patented Nilfisk SilentTech™ technology reduces the sound level to 65dB - or 60dB in silent mode (battery models only)

The compact and highly manoeuvrable SC401 offers the speed, accuracy and ease-of-use you need for better floor cleaning. To make things complete this high- performance machine has an extremely low sound level to enable daytime cleaning – even in noise sensitive areas. The SC401 is available in both battery and cable versions. The battery version is available also with traction to maximise the user's ergonomics and comfort when using the machine.



TECHNICAL DATA	SC401 43 B FULL PKG	SC401 43 BD FULL PKG	SC401 43 E UK
Voltage (V)	24	24	230 V - 50-60 Hz
Rated power (W)	450	450	450
Sound pressure level at 1.5 m (dB(A) ISO 3744)	65 (60) ±3	65 (60) ±3	68 ±3
Scrubbing width (mm)	430	430	430
Solution/recovery tank (l)	30/30	30/30	30/30
Brush quantity and type	1 Disc	1 Disc	1 Disc
Brush speed (RPM)	140	140	170
Brush pressure (kg)	24	24	30
Squeegee width (mm)	720	720	720
Length x width x height (mm)	1180x458x1055	1180x458x1055	1180x458x1055
Gross weight (gvw) (kg)	166	158	148
FEATURES			
Battery model	•	•	
Cable model			•
Drive version		•	
OneTouch™ Button	•	•	•
Brush click-on/off	•	•	
Nilfisk SilenTech™ and Silent Mode	•	•	
Squeezable drain hose with flow control	•	•	•
Debris tray	•	•	•
Filling hose	•	•	•
Detergent Mixing System	•	•	
STANDARD EQUIPMENT			
FILLING HOSE	9097290000	9097290000	9097290000
CABLE EXTENSION EU PLUG L.2000MM SIP	9100000787	9100000787	
CABLE EXTENSION UK PLUG L.2000MM	1465629000	1465629000	
BLADE SQUEEGEE 730MM 29 GUM KIT	9100002541	9100002541	9100002541
PAD HOLDER FLAT 17 432MM	9100002050	9100002050	9100002050
BRUSH D.430 PROLENE PPL	L08812891	L08812891	L08812891
METER HOUR 24V KIT	9100002257	9100002257	
DETERGENT SOLUTION SYSTEM KIT	9100002531	9100002531	
HOSE QUICK CONNECTION	9100002572	9100002572	9100002572
BATT. 12V-76AH GEL MONOBLOC	80564310	80564310	
CHARGER ON-BOARD 24V 13A 100-230V KIT EU/UK	9100002545	9100002545	
ITEM NO.	9087390020	9087398020	CM9087392020-01

SC430 GO-Line – Medium Scrubber Dryer



Simple and ready to use walk-behind scrubber dryer

- Easy to use with OneTouch™ button that activates all scrubbing functions
- Integrated solution tank and recovery tank for high capacity
- Compatible with all Nilfisk accessories
- Excellent water pick-up

The SC430 is the perfect choice for simple and reliable daily cleaning of indoor medium-sized areas. With a reduced pushing force and a user friendly design the SC430 is intuitive to use.



TECHNICAL DATA

SC430 53 B GO UK

Voltage (V)	24
Rated power (W)	900
Sound pressure level at 1.5 m (dB(A) ISO 3744)	70 ±3
Productivity rate theoretical/ actual (m²/h)	2120/1272
Scrubbing width (mm)	530
Solution/recovery tank (l)	40/40
Brush speed (rpm)	150
Brush/pad diameter (mm)	530/508
Brush pressure (kg)	35
Max speed (km/h)	4
Squeegee width (mm)	760
Gross weight (gvw) (kg)	175

FEATURES

Blades can be used on 4 edges	•
Battery level indicator	•
Water level indicator	•
Ergonomic handle with two safety switches	•
Quick change system for squeegee blades	•
Squeezable drain hose with flow control	•
Delivered ready to use (full package)	•

STANDARD EQUIPMENT

BRUSH DISC 530MM 21 PROLENE BLUE	L08837025
BLADES NON MARKING 740MM/29 KIT	909 6858 000
BATTERY DISCOVER 12V 84Ah	1464853000
PAD HOLDER FLAT 20 508MM	9099671000
CHARGER 100-240V OBC 24V 9A	VF90297

ITEM NO.

CM50000334-01

SC450 – Medium Scrubber Dryer



A cost effective scrubber dryer with great features that makes cleaning easy

- The low noise level enables daytime cleaning for increased efficiency
- Adjustable machine deck and 34 kg down pressure for heavy-duty tasks for all round cleaning
- Automatic vacuum motor shut off when tank is full and the brushes and water turns off automatically when in neutral
- Large recovery tank and removable lid for easy cleaning – fast and hygienic

The SC450 combines performance, reliability, productivity and ease of use in a well designed and cost efficient all round scrubber dryer. You achieve easy maintenance and low consumption of water, detergents and energy. The SC450 design includes a Polyethylene corrosion proof rotomolded tank and automatic squeegee release system to ensure durability and extend the lifetime of the machine.



TECHNICAL DATA

SC450B G105 OBC PH BR

Rated power (W)	810
Sound pressure level at 1.5 m (dB(A) ISO 3744)	68
Productivity rate theoretical/ actual (m²/h)	2120/1272
Scrubbing width (mm)	530
Solution/recovery tank (l)	40/45
Brush quantity and type	1 Disc
Brush speed (rpm)	154
Brush/pad diameter (mm)	530/508
Brush pressure (kg)	34
Squeegee width (mm)	760
Length x width x height (mm)	1174x760x980
Gross weight (gvw) (kg)	190

FEATURES

Battery version	•
Blades can be used on 4 edges	•
Battery level indicator	•
Ergonomic handle with two safety switches	•
Squeezable drain hose	•
Squeegee	•

STANDARD EQUIPMENT

BLADES NON MARKING 740MM/29 KIT	9100000279
BATT. 12V-105AH GEL MONOBLOC (x2)	80564400
CHARGER BATT. O/B 24V 13A 100-230V KIT	909 6739 000
PAD HOLDER FLAT 20 508MM	9099671000
BRUSH DISC 530MM 21 PROLENE BLUE	L08837025

ITEM NO.

CM9087370020-03

SC500 – Medium Scrubber Dryers



Designed to improve productivity and drive down your cleaning costs

- Low noise level enables daytime cleaning
- Ergonomic drive paddle and informative display with OneTouch™ button and easy click on/off for the brush/padholder.
- SmartKey™ - separate super user and operator key
- Ecoflex system with flexible detergent setting and water-only cleaning
- Automatic brush speed control to save energy
- Up to 5 hours of run time

The SC500 is designed to improve productivity and drive down your total cleaning costs. These significant benefits are achieved through ease-of-use and a series of technical features enabling daytime cleaning and the most effective use of water and detergent. Productivity is taken to a new level with the automatic adjustment of the water/detergent solution flow according to the speed of the machine. Using this control ensures consistent cleaning results and optimises consumption of water and chemicals so the operator can focus on getting the job done.



TECHNICAL DATA	SC500 53D FPKG PH UK	SC500 53R B	SC500 53D LITHIUM-ION X BR
Voltage (V)	24	24	24
Rated power (W)	930	930	930
Sound pressure level (dB(A) BS 5415)	63 (60) ±3	65 (63) ±3	63 (60) ±3
Productivity rate theoretical/ actual (m ² /h)	2650/1590	2550/1530	2650/1590
Scrubbing width (mm)	530	508	530
Solution/recovery tank (l)	45/45	45/45	45/45
Brush quantity and type	1 Disc	1 Disc	1 Disc
Brush speed (rpm)	155	0-30	155
Brush/pad diameter (mm)	530/508	508/508	530/508
Brush pressure (kg)	15/30	22/30	15/30
Max speed (km/h)	5	5	5
Squeegee width (mm)	720	720	720
Length x width x height (mm)	1277x720x1063	1277x720x1063	1277x720x1063
Gross weight (gvw) (kg)	207	210	184.4
Vibration level at the operator's body (m/s ²)	<2.5	<2.5	<2.5
Solution flow (cl/m)	0.75/1.5/3	0.38/0.75/1.5	0.38/0.75/1.5
FEATURES			
Battery version	•	•	
Click on-off brush	•		•
Debris tray	•	•	
Ecoflex™ prepared	•	•	•
Squeezable drain hose with flow control	•	•	
Delivered ready to use (full package)	•		•
Squeegee	•	•	•
STANDARD EQUIPMENT			
HOSE FILLING SIP	9100000703	9100000703	9100000703
SMART KEY USER	56116518	56116518	56116518
SMART KEY SUPERVISOR	56116519	56116519	56116519
ECOFLEX™ DETERGENT KIT SC500	9100002395		9100002395
BRUSH DISC 530MM 21 PROLENE BLUE	L08837025		L08837025
BLADE SQUEEGEE 700MM 22 GUM KIT	9100000810	9100000810	9100000810
BATT. 12V-105AH GEL MONOBLOC	80564400		
CHARGER BATT. O/B 24V 13A 100-230V KIT	9099995000		
PAD HOLDER FLAT 20 508MM	9099671000		
ITEM NO.	CM9087400020-01	9087402020	CM9087401020-09

SC530 – Medium Scrubber Dryers

Simple, efficient and cost effective scrubber dryer

- Easy to use with OneTouch™ button activates all scrubbing functions
- Tilting recovery tank for easy access to batteries and chemicals
- Ergonomic pedal to easily lift and lower the deck
- Easy click-on and off system releases the brush/pad effortlessly
- Excellent water pick-up

The SC530 is a simple, trustworthy and cost-effective scrubber dryer and the perfect choice for applications such as schools, hospitals, supermarkets and public buildings. The SC530 enables you to clean large areas in a reduced time thanks to the 61 litre tank capacity, less time is spent refilling and emptying the tanks increasing productivity.



TECHNICAL DATA	SC530 53 BD GO FULL PKG UK	SC530 53 B GO
Voltage (V)	24	24
Rated power (W)	950	800
Sound pressure level at 1.5 m (dB(A) ISO 3744)	69	69
Productivity rate theoretical/ actual (m²/h)	2385/1431	2120/1272
Scrubbing width (mm)	530	530
Solution/recovery tank (l)	61/61	61/61
Brush speed (rpm)	150	150
Brush/pad diameter (mm)	530/508	530/508
Brush pressure (kg)	23	27
Length x width x height (mm)	1260x550x1080	1260x550x1080
Gross weight (gvw) (kg)	233	227
FEATURES		
With traction motor	•	
Blades can be used on 4 edges	•	•
Battery level indicator	•	•
Water level indicator	•	•
Ergonomic handle with two safety switches	•	•
Quick change system for squeegee blades	•	•
Squeezable drain hose with flow control	•	•
STANDARD EQUIPMENT		
BRUSH DISC 530MM 21 PROLENE BLUE	L08837025	L08837025
BLADES NON MARKING 740MM/29 KIT	9100000279	9100000279
PAD HOLDER FLAT 20 508MM	9099671000	-
BATT. 12V-105AH GEL MONOBLOC	80564400	-
24V 13A CHARGER KIT AGM WITH HARNESS	VS10267	VS10267
ITEM NO.	CM50000335-02	50000336

BA 551/611 – Medium Scrubber Dryers



Smarter design, lowering your cleaning costs


- The recovery tank can be tilted for easy cleaning and better access to batteries and detergent solution
- Adjustable scrubbing pressure allows optimal cleaning in all conditions
- Low noise level permits cleaning anywhere at any time, even in noise sensitive areas
- Interchangeable brush decks allow choice of 3 different sizes; 53 & 61 cm disc or 51 cm cylindrical
- Ecoflex™ provides substantial savings in water and detergent consumption

These scrubber dryers offer more of everything that is important for floor cleaning efficiency: more productivity, more running time, more ergonomic features, more reliability, more options and more cost-effectiveness. The floating brush deck, large wheel traction, waterproof electrical control box and quality design throughout add up to extended machine life and reliability.



TECHNICAL DATA	BA 551C D	BA 611 D
Rated power (W)	1330	1230
Sound pressure level at 1.5 m (dB(A) ISO 3744)	65.8	65.8
Productivity rate theoretical/ actual (m ² /h)	2860/1720	3420/2055
Scrubbing width (mm)	510	610
Solution/recovery tank (l)	55/55	55/55
Brush quantity and type	2 Cylindrical	2 Disc
Brush speed (rpm)	570	230
Brush/pad diameter (mm)	-	305/305
Brush pressure (kg)	26	21/28
Max speed (km/h)	5.6	5.6
Squeegee width (mm)	760	810
Length x width x height (mm)	1320x540x1090	1310x650x1090
Gross weight (gvw) (kg)	258	256
FEATURES		
With traction motor	•	•
Cable version		
Battery version	•	•
Interchangeable brush deck	•	•
Water level indicator	•	•
Ecoflex prepared	•	•
Squeegee	•	•
STANDARD EQUIPMENT		
BLADES NON MARKING 740MM/29 KIT	9100000279	
BLADES NON MARKING 840MM/33 KIT		9100000280
CHARGER BATT. O/B 24V 13A 100-230V KIT	909 6739 000	
ITEM NO.	908 7158 020	908 7159 020

SC650 – Large Scrubber Dryers



Maximum power. Minimal waste. Next-level ease of use

- Optimise water and solution consumption – solution flow controlled by speed per metre with EcoFlex™
- User-friendly, ergonomically designed for easy access to tools and on-screen programming
- Clean longer without interruption – increased runtime per charge through better power management with the energy-saving brush motor

The SC650 is a highly manoeuvrable, ergonomically designed, energy-saving scrubber dryer designed with user safety in mind, ideal for use in contract cleaning, retail, supermarkets, education, healthcare and industry.



TECHNICAL DATA

	SC650 66D / SC650 66D CHARGER ECOFLEX	SC650 71D / SC650 71D CHARGER ECOFLEX	SC650 85D / SC650 85D CHARGER ECOFLEX	SC650 71C
Voltage (V)	24	24	24	24
Rated power (W)	1400	1400	1400	1800
Sound pressure level (ISO 11201, ISO 4871) (dB(A))	65/63 ± 3	66/64 ± 3	67/65 ± 3	70/69 ± 3
Productivity theoretical (m ² /h)	3996	3976	4687	3937
Cleaning width (mm)	660	710	837	703
Solution/recovery tank (l)	80/80	80/80	80/80	80/80
Brush/pad diameter (mm)	330/330	355/355	430/430	-
Brush quantity and type	2 Disc	2 Disc	2 Disc	2 Cylindrical
Brush speed (RPM)	220	220	220	613
Brush pressure (kg)	32	35	44	35
Max. speed (km/h)	5.6	5.6	5.6	5.6
Length x width x height (mm)	1500x748x1072	1500x748x1072	1571x860x1072	1472x785x1072
Squeegee width (mm)	890	890	1040	890
Gross weight (gww) (kg)	346	347	353	351

FEATURES

Disc brush version	•	•	•	
Hopper for collecting debris				•
Adjustable handle	•	•	•	•
Click on-off brush	•	•	•	
Water level indicator	•	•	•	•
Ecoflex prepared	-/•	-/•	-/•	
Silent mode	•	•	•	•

STANDARD EQUIPMENT

HOSE FILLING	9100000703	9100000703	9100000703	9100000703
CHARGER WET, AGM, GEL	-/ 55943457	- / 55943457	- / 55943457	
ECOFLEX NILFISK KIT	- / 55943426	- / 55943426	- / 55943426	
SQUEEGEE 890MM 35 KIT	9097540000	9097540000		9097540000
SQUEEGEE 1040MM 41 KIT			9097541000	
BLADES SQUEEGEE 890MM 35 GUM RUBBER KIT	9100000281	9100000281		9100000281
BLADES SQUEEGEE 1040MM 41 GUM RUBBER KIT			9100000282	
SPLASH GUARD DECK 650MM/26	909 5224 000			
SPLASH GUARD DECK 750MM/30		909 5345 000	909 5345 000	
SPLASH GUARD DECK 850MM/34			9097471000	
ITEM NO.	50000628 / 50000629	50000630 / 50000631	50000633 / 50000634	50000632

SC800 – Large Scrubber Dryers



Giving you superb results in heavy-duty cleaning

- Powerful brush and vac motors, high down pressure (up to 77 kg), outstanding cleaning and drying performance: the best answer for heavy duty “industrial” cleaning tasks
- Low noise level enables daytime cleaning
- Large 95 litre solution and recovery tanks give extra capacity for longer working time
- The scrub deck is protected with removable covers that prevent damage to walls and doors, while providing easy access for maintenance

The SC800 is designed for heavy-duty cleaning but is easy to handle and flexible in many cleaning applications. It is ideal for routine cleaning from ultra light to heavy scrubbing such as entryways, spillages, grease removal, grout and porous-surface cleaning. The SC800 provides maximum performance, easy handling, low maintenance, superb cleaning results and yet it is an eco-friendly solution.



TECHNICAL DATA	SC800-71	SC800-71C	SC800-86
Voltage (V)	24	24	24
Rated power (W)	1890	1910	1890
Sound pressure level at 1.5 m (dB(A) ISO 3744)	61	61	61
Productivity rate theoretical/ actual (m ² /h)	4120/2470	4120/2470	4990/2990
Scrubbing width (mm)	710	710	860
Solution/recovery tank (l)	95/95	95/95	95/95
Brush quantity and type	2 Disc	2 Cylindrical	2 Disc
Brush speed (rpm)	270	840	270
Brush/pad diameter (mm)	355/355	-	430/432
Brush pressure (kg)	36/77	36	36/77
Max speed (km/h)	5.8	5.8	5.8
Squeegee width (mm)	910	910	1050
Length x width x height (mm)	1480x780x1130	1480x780x1130	1480x780x1130
Gross weight (gvw) (kg)	487	492	488
FEATURES			
Disc brush version	•		•
Front and rear bumpers	•	•	•
Cylindrical brush version		•	
Interchangeable brush deck	•	•	•
Adjustable brush pressure	•		•
Ecoflex prepared	•	•	•
Squeegee	•	•	•
STANDARD EQUIPMENT			
REFILLING HOSE KIT	56112355	56112355	56112355
BLADE KIT-SQUEEGEE GUM	56112330		
BLADE KIT-SQUEEGEE LINATEX		56112331	
ITEM NO.	56112034	56112036	56112035

SC1500 – Stand-on Scrubber Dryer



Innovative stand-on scrubber dryer

- Easy handling. Just step up and go
- Intuitive dashboard with user-friendly menu for setting parameters for cleaning conditions and floor type
- 44 litre tank with controlled water flow allows cleaning up to 75 minutes per tank
- Low noise level and a silent mode option, makes it ideal for sound sensitive areas and daytime cleaning
- Up to 3.5 hours battery run time
- Ecoflex detergent mixing system (optional)

The SC1500 is an innovative stand-on scrubber dryer providing you with superior efficiency due to unprecedented ease of use, increased performance, high quality and reliability. These features make the SC1500 an obvious choice for many cleaning applications.



TECHNICAL DATA

SC1500

Voltage (V)	24
Rated power (W)	840
Productivity rate theoretical/ actual (m ² /h)	2142/1499
Scrubbing width (mm)	510
Solution/recovery tank (l)	44/46
Brush quantity and type	1 Disc
Brush speed (rpm)	140
Brush pressure (kg)	23/40
Max speed (km/h)	Fwd 4.8/Rev. 3.5
Squeegee width (mm)	680
Length x width x height (mm)	1230x610x1330
Gross weight (gvw) (kg)	326
Min. aisle turn (cm)	151

FEATURES

Battery version	•
One touch control panel	•
Debris tray	•
Ecoflex prepared	•
Squeegee	•

STANDARD EQUIPMENT

DEBRIS CAGE KIT	56104360
REFILLING HOSE KIT	56112355
SQUEEGEE KIT-BLADE-LINATEX	56104483
SPLASH GUARD 510MM 20	56104240

ITEM NO.	56104002
-----------------	-----------------

SC2000 – Ride-on Scrubber Dryers



Productivity of a ride-on with the footprint of a walk-behind

- Consistent cleaning results as the solution flow is automatically controlled by speed
- Low noise level with silent mode setting working at just 62 ±3 dBA enabling daytime cleaning
- Easy to use dashboard with OneTouch™ button and intuitive display integrated in the steering wheel
- Water filling system automatically shutoffs when the tank is full
- Ecoflex™ system with flexible detergent setting and water only cleaning
- Selfadjusting brush speed according to floor type and application to save energy consumptions
- SmartKey™ separate user and superuser keys

The SC2000 mini ride-on scrubber dryer eases the working effort significantly compared a walk-behind machine. Taking working speed up to 6 km/h – from an average 4 km/h with a walk-behind scrubber dryer– the SC2000 has a great impact on both productivity and cleaning costs. It is very manoeuvrable even in narrow spaces thanks to its compact dimensions.



TECHNICAL DATA	SC2000 FPKG PH UK	SC2000 LITHIUM-ION X BR
Voltage (V)	24	24
Productivity rate theoretical/ actual (m²/h)	3180/2230	3180/2230
Solution/recovery tank (l)	70/70	70/70
Brush quantity and type	1 Disc	1 Disc
Brush speed (rpm)	155	155
Brush/pad diameter (mm)	530/508	530/508
Brush pressure (kg)	15/30	15/30
Max speed (km/h)	6	6
Squeegee width (mm)	720	720
Length x width x height (mm)	1270x550x1020	1270x550x1020
Gross weight (gvw) (kg)	342	297
FEATURES		
Tip out recovery tank	•	•
Automatic squeegee lift in reverse	•	•
Blades can be used on 4 edges	•	•
Click on-off brush	•	•
Onboard charger	•	•
Ecoflex prepared	•	•
Squeegee	•	•
Lithium ion battery		•
STANDARD EQUIPMENT		
SMART KEY USER	56116518	56116518
SMART KEY SUPERVISOR	56116519	56116519
FILLING HOSE	9100000952	9100000952
ECOFLEX DETERGENT KIT SC2000	9100002389	9100002389
BRUSH DISC 530MM 21 PROLENE BLUE	L08837025	L08837025
BLADE SQUEEGEE 730MM 29 PU KIT	9100000490	9100000490
BATT. 12V-105AH GEL MONOBLOC	80564400	
CHARGER BATT. O/B 24V 100-230V EU KIT	9100000940	
PAD HOLDER FLAT 20 508MM	9099671000	
LITHIUM ION 24V UPGRADE KIT		9100003110
ITEM NO.	CM9087411020-01	CM9087410020-08

BR 652/752 – Ride-on Scrubber Dryers



Revolutionary deck system giving you superb performance

- Sliding deck concept; maximum comfort and performance, minimum effort and maintenance
- Ecoflex™ system that controls the consumption of water and detergent
- All working functions fully integrated into the steering wheel
- Patented automatic speed control that significantly increases operator safety
- Low noise mode makes daytime cleaning and cleaning of noise sensitive areas viable

The BR 652/752 series of compact ride-on scrubber dryers have been designed with an innovative deck system which is linked to the steering wheel and moves in sync with it, it guarantees the best cleaning performance with maximum comfort and minimum effort. The water track is completely covered by the squeegee so side skirts are no longer required. The super low noise level and compact design allows these machines to clean just about anywhere.



TECHNICAL DATA	BR652 G180 PH BR UK	BR752 w/bat charger
Voltage (V)	24	24
Rated power (W)	1500	1500
Sound pressure level at 1.5 m (dB(A) ISO 3744)	60 (57)	60 (57)
Productivity rate theoretical/ actual (m²/h)	3960/2770	4260/2980
Scrubbing width (mm)	660	710
Solution/recovery tank (l)	80/80	80/80
Brush quantity and type	2 Disc	2 Disc
Brush speed (rpm)	230	230
Brush/pad diameter (mm)	330/330	370/355
Brush pressure (kg)	30/48	32/50
Max speed (km/h)	6	6
Squeegee width (mm)	890	890
Length x width x height (mm)	1360x670x1200	1360x750x1200
Gross weight (gww) (kg)	446	448
FEATURES		
Back up warning alarm	•	•
Ecoflex prepared	•	•
Automatic speed control system	•	•
Sliding deck system (no side skirt)	•	•
Antishock retractable deck	•	•
Solution tank with easy drain system	•	•
Squeegee	•	•
STANDARD EQUIPMENT		
TRAY DEBRIS KIT	9098712000	9098712000
BLADES PU 890MM/35 KIT	9099855000	9099855000
CHARGER BATT. ON BOARD 24V 20A 230V KIT	9098198000	9098198000
SPLASH GUARD DECK 650MM/26	909 5224 000	
SPLASH GUARD DECK 750MM/30		909 5345 000
BATT. 6V-180AH GEL MONOBLOC (x4)	80564000	
PAD HOLDER BRIST. 13 330MM W/CENTER LOCK (x2)	909 5330 000	
BRUSH DISC 330MM 13 PROLENE BLUE (x2)	909 5332 000	
ITEM NO.	CM9087261020-13	9087263020

SC3500 – Ride-on Scrubber Dryer



The mid-size solution for high productivity and efficiency

- High productivity for value; cleans large spaces with optimal efficiency
- Better results; improved brush pressure and quicker drying time
- Fast, convenient, and ergonomic; automatic management of brush/squeegee
- Good manoeuvrability and transport thanks to squeegee control

If you need big performance from a more space-efficient scrubber dryer, the ride-on SC3500 is your ideal solution. With improvements to productivity, manoeuvrability, and ergonomics, this versatile addition to the Nilfisk GO-Line can handle large commercial or industrial environments with ease.




TECHNICAL DATA

SC3500 OBC G180 BR

Voltage (V)	24
Rated power (W)	2658
Sound pressure level at 1.5 m (dB(A) ISO 3744)	69
Productivity theoretical/actual (m ² /h)	4260/2980
Scrubbing width (mm)	710
Solution/recovery tank (l)	110/110
Brush/pad diameter (mm)	355/355
Brush quantity and type	2 disc
Brush speed (RPM)	180
Brush pressure (kg)	30/50
Length x width x height (mm)	1620x760x1250
Gross weight (gvw) (kg)	545
FEATURES	
Automatic squeegee lift in reverse	•
Solution level indicator	•
Blades can be used on 4 edges	•
Click on-off brush	•
One-Touch™ control panel	•
Water level indicator	•
Battery indicator	•
STANDARD EQUIPMENT	
TRAY DEBRIS KIT	9100000795
DISC BRUSH-14 PROLITE 3 LUG	56505805
BLADE KIT-SQUEEGEE-GUM 34	56382738
BATT.6V-222AH AGM MONOBLOC	
KIT CHARGER	VR31052
BATT. 6V-180AH GEL MONOBLOC	80564000
BATT. 6V-200AH WET TUBULAR MONOBLOC	
BATTERY TRAY	
ITEM NO.	CM50000557-01

SC4000 – Ride-on Scrubber Dryers



Clean all areas with ease

- Work quickly and easily, regardless of obstacles/ changing environment. Up to 8 km/h with HP models, 7 km/hr with standard.
- Clean inconspicuously any time – even in congested environments – due to best-in-class turning radius, a compact profile, and quiet operation.
- Ensure high-quality cleaning every time, regardless of soil level, with SmartFlow™ technology that adjusts the solution flow according to the travel speed.
- Save water, detergent, and increase productivity by choosing the optional EcoFlex™ system.
- Improve safety with Clear-View™ design and steering-mounted controls.
- Intuitive OneTouch™ controls and SmartKey™ simplifies training and manages operational parameters.
- Light sweep and scrub simultaneously with the cylindrical decks, increasing your productivity and cleaning efficiency, and eliminating the need for pre-sweeping.
- Receive ongoing support from Nilfisk Service, training programs, and online tools to maximise the long-term value of your investment

The SC4000 is a high-productivity, commercial ride-on scrubber dryer perfect for cleaning both large, open spaces as well as small. With a more compact-design it is easy to manoeuvre in narrow spaces, and able to pass through standard-sized doorways.



TECHNICAL DATA	SC4000 710D HP	SC4000 710C HP	SC4000 810C HP	SC4000 860D HP
Voltage (V)	36	36	36	36
Solution/recovery tank (l)	125/125	125/125	125/125	125/125
Brush pressure (kg)	52/75/100	42/59/76	42/59/76	52/75/100
Max. theoretical productivity	4970/5713	4970/5713	5670/6518	6020/6920
Debris hopper volume	-	8.1 L	8.1 L	-
Max. transport speed - manual Fwd.(km/h)	7.0/8.0	7.0/8.0	7.0/8.0	7.0/8.0
Max transport speed - manual rev.(km/h)	4.8	4.8	4.8	4.8
Cleaning width (mm)	710	710	810	860
Min. aisle turn (cm)	166.3	166.3	174	174
Dimensions, L x W x H (cm)	159x79.2x146	159x79.2x146	159x92.8x146	159x92x146
Gross weight (gvw) (kg)	754	758	763	759
FEATURES				
SmartKey system	•	•	•	•
One-Touch™ Button	•	•	•	•
Speed limiter	•	•	•	•
Adjustable seat	•	•	•	•
Debris tray		•	•	
Squeezable drain hose with flow control	•	•	•	•
Click on-off brush	•			•
Fits through standard doorway	•	•		
STANDARD EQUIPMENT				
CYL SIDE BLADE KIT-LINATEX		56120345	56120345	
SQUEEGEE BLADE KIT 28-LINATEX-M	56120334	56120334		
SQUEEGEE BLADE KIT 34 -LINATEX-L			56120338	56120338
DISC/REV SIDE BLADE KIT-LINAT	56120341	56120341		56120341
SMART KEY-SUPERVISOR	56116519	56116519	56116519	56116519
SMART KEY-USER	56116518	56116518	56116518	56116518
VACUUM KIT-HIGH POWER	56120261	56120261	56120261	56120261
ITEM NO.	56120402	56120401	56120403	56120404

SC5000 – Ride-on Scrubber Dryers



Faster, smarter, easier floorcare

- Best-in-class turning radius in a profile narrow enough for any corner or aisle
- SmartFlow™ adjusts detergent and water pressure according to speed
- Sealed cylindrical brush protects moving parts for up to 4x greater lifespan
- SmartKey and SupervisorKey settings for user- and environment-specific performance customization
- Maximum operator safety and productivity with clear sightlines and full functionality control via steering wheel

A compact, highly manoeuvrable scrubber dryer that combines intuitive operation, exemplary performance, and leading resource-efficient technologies into a single package, the SC5000 allows operators to clean in spaces both large and small without disrupting business.



TECHNICAL DATA	SC5000 810C PKG	SC5000 860D PKG	SC5000 910C PKG
Voltage (V)	36	36	36
Sound pressure level at 1.5 m (dB(A) ISO 3744)	63	61	63
Min. aisle turn (cm)	168	168	168
Scrubbing width (mm)	80.3	84.3	90.5
Solution/recovery tank (l)	140/147	140/147	140/147
Brush/pad diameter (mm)	-	43.2	-
Brush quantity and type	2 Cylindrical	2 Disc	2 Cylindrical
Brush speed (RPM)	776.5	250	776.5
Max. speed (km/h)	8	8	8
Length x width x height (mm)	1590x950x1460	1590x950x1460	1590x1050x1460
Gross weight (gvw) (kg)	850	848	855
FEATURES			
Adjustable steering and seat	•	•	•
Back up warning alarm	•	•	•
Click on-off brush	•	•	•
SmartKey system	•	•	•
One-Touch™ Button	•	•	•
SmartFlow system	•	•	•
Speed limiter	•	•	•
STANDARD EQUIPMENT			
SQUEEGEE BLADE KIT-LINATEX J	56116704	56116704	56116704
SIDE BLADE KIT-LINATEX		56116706	
SMART KEY-SUPERVISOR	56116519	56116519	56116519
SMART KEY-USER	56116518	56116518	56116518
ITEM NO.	56117807	56117805	56117808



SC6000 – Ride-on Scrubber Dryers



Efficient large area cleaning

- Intermittent SmartFlow™ lever integrated into steering wheel reduces water flow on the deck, preventing splashes during turns
- Speed limiter function reduces operator fatigue during cleaning especially when navigating around obstacles
- Designed for cleaning different types of surfaces, from smooth to tiled floors
- Reliable and rugged construction in compact dimensions
- Fully protected scrub deck and side skirts using rugged steel doors with rollers to minimise the risk of machine or facility damage
- SmartKey™ system with two different levels of access, (super user and user keys)
- No tools are needed to replace/change or inspect the main components of the machine

The SC6000 is a next generation ride-on scrubber dryer with the size, speed, and technology to clean large indoor areas – at an extremely low Total Cost of Ownership. Available in 3 different versions; 86 cm or 105 cm dual discs deck or 91 cm dual cylindrical brushes deck, the rugged and reliable SC6000 is the ideal solution for cleaning large indoor areas.



TECHNICAL DATA	SC6000 1050D	SC6000 860D	SC6000 910C
Voltage (V)	36	36	36
Rated power (W)	2700	2500	2700
Sound pressure level at 1.5 m (dB(A) ISO 3744)	69	69	69
Productivity rate theoretical/ actual (m ² /h)	9450/6620	7740/5420	8190/5730
Scrubbing width (mm)	1016	863	914
Solution/recovery tank (l)	190/190	190/190	190/190
Brush quantity and type	2 Disc	2 Disc	2 Cylindrical
Brush speed (rpm)	250	250	760
Brush/pad diameter (mm)	508	430	180
Brush pressure (kg)	up to 135	up to 135	up to 90
Squeegee width (mm)	1230	1090	1230
Length x width x height (mm)	1780x1170x1580	1780x990x1580	1780x1170x1580
Gross weight (gvw) (kg)	1070	1070	1075
Vibration level at the operator's body (m/s ²)	<0.35	<0.35	<0.35
Max. speed (km/h)	9 Fwd / 4.2 rev	9 Fwd / 4.2 rev	9 Fwd / 4.2 rev
Gradeability transport % (DEG)	18.5	18.5	18.5
Min. aisle turn (cm)	202	202	202
Sweeping path w./ single side broom (cm)	-	-	101.6
FEATURES			
Diagnostic system	•	•	•
Click on-off brush	•	•	
Debris tray	•	•	•
Ecoflex™ prepared	•	•	•
SmartKey system	•	•	•
Speed limiter	•	•	•
TrackClean ready	•	•	•
STANDARD EQUIPMENT			
ARM REST KIT-R/H ONLY	56383189	56383189	56383189
BACK-UP ALARM KIT	56116351	56116351	56116351
BEACON KIT	56116352	56116352	56116352
SEAT KIT-STANDARD	56116600	56116600	56116600
SMART KEY-SUPERVISOR	56116519	56116519	56116519
SMART KEY-USER	56116518	56116518	56116518
SQUEEGEE BLADE KIT-RED GUM J		56116704	
SQUEEGEE BLADE KIT-RED GUM K	56116705		56116705
SIDE BLADE KIT-RED GUM	56116706	56116706	56116706
ITEM NO.	56116004	56116005	56116003

SC6500 – Ride-on Scrubber Dryers



Your reliable choice for large area cleaning

- Scrubbing width of up to 1300 mm ensuring high productivity
- Water tank capacity of 265 litres enables the operator to work for 1.5 hours before refilling
- AC traction unit reduces the total cost of ownership since the motor is maintenance free and has a high quality gearbox
- OneTouch™ control makes the driving and controlling the SC6500 easy
- Ecoflex™ system is reducing cost by saving water and detergent which is essential when cleaning large areas

The reliable SC6500 offers the best cleaning performance in its class thanks to its high brush pressure, powerful suction and drying efficiency. This fast & productive machine is ideal for large demanding commercial and industrial cleaning tasks. The reduced steering effort & OneTouch™ control makes operating the SC6500 easy.



TECHNICAL DATA	SC6500 1100C	SC6500 1100D	SC6500 1300C	SC6500 1300D
Voltage (V)	36	36	36	36
Productivity rate theoretical/ actual (m²/h)	9000/6300	9000/6300	11700/8190	11700/8190
Scrubbing width (mm)	1000	1000	1300	1300
Solution/recovery tank (l)	265/265	265/265	265/265	265/265
Brush quantity and type	2 Cylindrical	2 Disc	2 Cylindrical	3 Disc
Brush speed (rpm)	630	240	630	225
Brush/pad diameter (mm)	-	510/508	-	430/432
Brush pressure (kg)	38/54/90	43/90/145	38/54/90	43/90/145
Max speed (km/h)	9	9	9	9
Length x width x height (mm)	1870x1210x1480	1870x1080x1480	1870x1410x1480	1870x1330x1480
Gross weight (gvw) (kg)	1508	1460	1547	1506
FEATURES				
Back up warning alarm	•	•	•	•
Blades can be used on 4 edges	•	•	•	•
Disc deck		•		•
Cylindrical deck	•		•	
Ecoflex prepared	•	•	•	•
Break-Away squeegee clips	•	•	•	•
Squeegee	•	•	•	•
STANDARD EQUIPMENT				
SIDE BROOM	56413056		56413056	
LEFT SIDE BROOM ASSEMBLY	56413039		56413039	
RIGHT SIDE BROOM ASSEMBLY	56413040		56413040	
BLADE KIT-DISC RED GUM				56413770
BLADE KIT-DISC RED GUM 40		56413768		
SKIRT	56413654		56413654	
BLADE KIT-SQEEE RED GUM F	56413762	56413762		
KIT LINATEX SQUEEGEE BLADE H			56413766	56413766
ITEM NO.	56414023	56414022	56414025	56414024

SC8000 – Ride-on Scrubber Dryers



Productive, powerful, green cleaning for large areas

- The widest counter rotating dual cylindrical scrub deck in its class increasing the efficiency
- Time-saving high volume tanks of 380 litres to enable cleaning of more than 9.200 m² without refill
- Safe and easy operation with OneTouch™ control panel, front steering system and ClearView™ design providing an excellent view of the floor
- Environmental friendly for both operator and surroundings with DustGuard™ misting system improving the dust free cleaning
- Reduced maintenance costs as there is no downtime due to repair of belts or chains on the engine.
- Available in diesel or LPG

The SC8000 offers a more productive, powerful, and greener solution for the cleaning of large areas – carried out in the most resourcesaving and cost-effective way. Productivity and efficiency is optimised through scrubbing and sweeping in one single pass, using the widest scrub deck on the market in its class. Power and reliability have reached a new level thanks to the introduction of the superior Kubota 1.6L LP engine. While the green aspects of cleaning, including limited use of water and detergent, can be controlled to perfection using the Nilfisk Ecoflex™ system.



TECHNICAL DATA	SC8000 1300 LPG	SC8000 1600 LPG
Sound pressure level at 1.5 m (dB(A) ISO 3744)	84	84
Productivity rate theoretical/ actual (m ² /h)	15860/11100	19760/13830
Scrubbing width (mm)	1220	1520
Solution/recovery tank (l)	380/380	380/380
Brush quantity and type	2 Cylindrical	2 Cylindrical
Brush speed (rpm)	470	470
Brush/pad diameter (mm)	280x1220	280x1220
Brush pressure (kg)	55/110/180	55/110/180
Max speed (km/h)	13	13
Squeegee width (mm)	1520	1520
Length x width x height (mm)	2540x1420x1470	2540x1670x1470
Gross weight (gvw) (kg)	1730	1834
FEATURES		
Tip out recovery tank	•	•
Automatic squeegee lift in reverse	•	•
Cylindrical deck: 2 brushes	•	•
Misting system	•	
Dual sweep units	•	•
Right scrub unit		•
Squeegee	•	•
STANDARD EQUIPMENT		
BROOM POLY SIDE	56462252	
BACK UP ALARM KIT	56305519	56305519
LEFT SIDE BROOM WITH MISTING K		56111670
BLADE KIT MAIN SCRUB-RED GUM	56111206	56111206
BLADE KIT-RT SCRUB-RED GUM		56111635
BLADE KIT-SQUEEG RED GUM H	56111650	56111650
BLADE SQGEE RED GUM RR H	56413642	56413642
KIT WARNING BEACON	56110907	56110907
ITEM NO.	56108124	56108126

CS7010 – Ride-on Combination Machines



Greener, cleaner, smarter - Hybrid and ePower driven combi machines

- ClearView sightlines and automatic speed reduction in turns for safer operation
- Quick access to all vital systems for easier inspection and maintenance
- Available with patented DustGuard™ airborne dust suppression technology
- High-capacity 198 litre front dry sweeper debris hopper with high-lift system
- Intuitive controls with OneTouch™ operation
- SmartFlow™ adjusts solution flow with the machine's speed, higher productivity with fewer dump and refill cycles per tankful
- Retractable offset deck and breakaway squeegee enhances edge scrubbing and resists damage from accidental impact
- OneTouch™, MaxAccess, NoTools. More efficient service, extreme commonality among platforms
- Hybrid technology and Ecoflex™
- Sweep, scrub and dry in one pass

The CS7010 reinvents an entire class of equipment by reducing total cost of ownership, including operation, labour and maintenance, while effectively increasing fuel economy and runtime efficiency. Now the most economical solution is also the most ecological. Available in three models, LPG-Hybrid, Diesel-Hybrid and ePower Battery the CS7010 delivers unparalleled performance, while replacing power-hungry, high-maintenance hydraulic system with efficient, state-of-the-art Electric Drive Technology.



TECHNICAL DATA	CS7010 1200B	CS7010 1200D HYBRID	CS7010 1200LPG HYBRID
Motor power source	-	D1305, 3 cyl, 29 Hp (21.7 kW)	WG972, 3 cyl, 30 Hp (22 kW)
Max. speed (km/h)	8.9	8.9	8.9
Productivity theoretical/ actual (m ² /h)	11080/7756	11080/7756	11080/7756
Productivity 2 side brooms theoretical/actual (m ² /h)			
Sweeping width (mm)	1540	1540	1540
Scrubbing width (mm)	1245	1245	1245
Min. turn-around aisle width (cm)	259/264	259/264	259/264
Solution/recovery tank (l)	284	284	284
Hopper volume (l)	113	113	113
Max. climbing rate (%)	17.6	17.6	17.6
Gross weight (gvw) (kg)	2593	2058	2121
Length x width x height (mm)	2620x1650x1500	2620x1650x1500	2620x1650x1500
Protection class / ip protection	IPX4	IPX4	IPX4
Dirt tank (l)	110	110	110
Sound level lpa/lwa (dB(A))	-	102	103
Engine type	-	Kubota	Kubota
Water flow (l/min.)	3.8-11.36	3.8-11.36	3.8-11.36
FEATURES			
Diagnostic system	•	•	•
Direct throw sweeping	•	•	•
Wet sweep by-pass	•	•	•
Ecoflex prepared	•	•	•
Multi-frequency filter shaker	•	•	•
Break away Squeegee	•	•	•
Scrubbing and sweeping	•	•	•
STANDARD EQUIPMENT			
FILTER-RECTANGULAR SYNTHETIC	56510354	56510354	56510354
BROOM MAIN 310X900 SPIRAL 6R MIX STEEL	33018858	33018858	33018858
BROOM-SIDE POLY	56510707	56510707	56510707
BLADE KIT-DECK-RED-GUM	56510374	56510374	56510374
BLADE KIT-SQGEE-RED GUM	56510371	56510371	56510371
ARM REST KIT-R/H ONLY	56383189	56383189	56383189
BACK-UP ALARM KIT	56511843	56511843	56511843
FLOOR MAT KIT	56509994	56509994	56509994
WARNING BEACON KIT	56511851	56511851	56511851
ITEM NO.	56511816	56511815	56511821


Overview of Accessories



Cylindrical brush
For uneven floors, such as ceramics anti-slip floors (various models are available)



Brush
Used on uneven floors when debris collection is not needed (various models are available)



Pad holder
Used for pads



PADS
Various pads are available
Black & brown: Heavy-duty
Green & blue: Medium-duty
Red: Light-duty



Splash guard kit
Prevents the water from splashing on to the brush deck. Enables the squeegee to recollect all water



Beacon kit
Used on a ride-on scrubber/dryer particularly in industry to warn about the presence of the machine



Kit, vacuum motor
Allows squeegee better suction. Particularly useful when 100% recollection of water is needed



Kit, grammer seat
Better comfort to the operator



Onboard filling hose
Makes it easy to refill the machine anywhere



Blades
Various squeegee blade materials are available depending on the application and on the duty; gum, red gum and polyurethane



Wand kit
Allows the operator to clean difficult to reach areas




On-board charger



Ecoflex™ chemical kit
Ecoflex™ allows full control of the detergent to be used, less risk of damaging the floors due to overdosage, flexibility in the detergent selection (available for traction scrubber dryes and combi machines)

Overview of Accessories



Panel filter

The panel filter function is to control the dust in the hopper, it is water resistant as standard



Side broom

The side broom function is to sweep the dirt and debris away from the kerbs, walls, pallets etc. into the path of the main broom



Main broom

The main broom has an effective cleaning action to pick-up debris (industry)



Scrub brush

We provide brushes and pad holders that will give you the best possible cleaning performance



Heated water and high pressure washer options
(CS7000 only) – Improve cleaning efficiency and flexibility



Overhead guard
Protects the operator, recommended especially in industrial application



Cleaning out kit
Allows a better cleaning/ access to the recovery tank



Tower bumper kit
Protects the corners of the machine



Charger
Can charge both wet and maintenance free batteries




Charger plugs



High frequency charger
Can charge both wet and maintenance free batteries

The charger comes in different sizes depending on the size of battery for which it is intended





For more efficient cleaning,
just add Ecoflex™

Clean with detergent or green with just water? We say both. Nilfisk has perfected the art of sustainability and efficiency. Result: green meets clean in the superior and customisable Ecoflex™ – the smartest way to go.

Green cleaning has never been easier

Ecoflex™ brings you high cleaning performance using fewer resources. Ecoflex™ offers you the option to clean with just water – or with minimum detergent. It takes just one touch to choose between different cleaning intensity levels for the perfect green and efficient combination of water, brush pressure and detergent dosage as low as 0.3 percent.

Save money and the environment

Cleaning green with the Nilfisk Ecoflex™ system is efficient and ecofriendly. With greater flexibility you will save time, use fewer machines, and reduce water and detergent consumption. Today's increasing demands for cost efficiency are tough to meet, but now you can do more with less.

Flexibility built-in

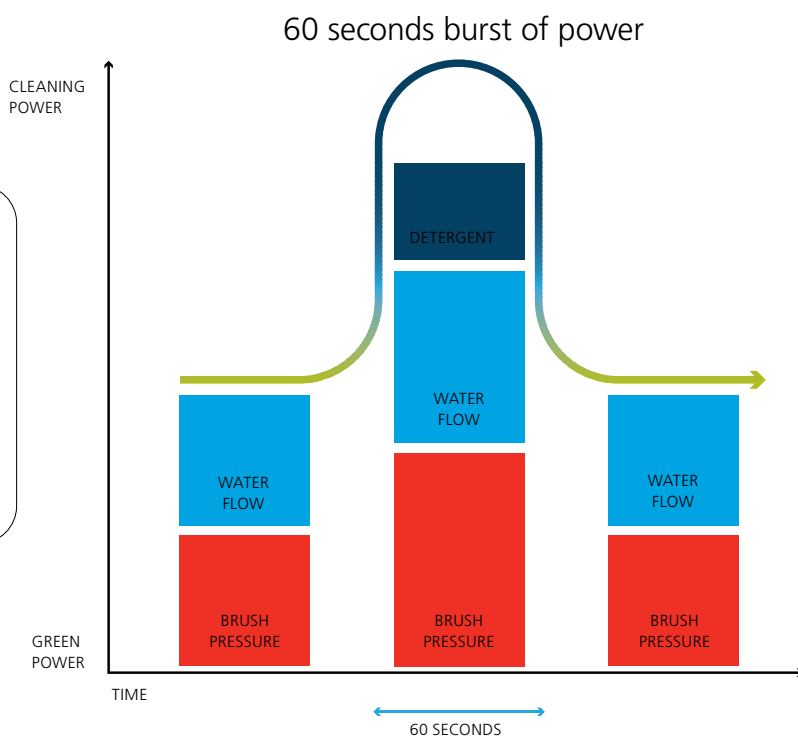
Different facilities require different cleaning. The Ecoflex™ system effectively eliminates the need to clean the floor several times over, in order to get those extra dirty patches. By applying just the right blend of brush pressure, water or detergent, the Ecoflex™ system is your professional and green solution to any cleaning challenge. The Ecoflex™ system effortlessly switches between cleaning intensity in one, easy pass.

EcoFlex™



Ecoflex video

Just push the button for a good, green clean – and push it again to handle dirty patches in one, efficient boost. You can call it one touch magic. We call it Ecoflex™.




See more about Ecoflex™ on www.nilfisk.co.uk/nilfisk.ie

Eco Brilliance Pads

– renovate floors in four easy steps

With the Nilfisk Eco Brilliance pad system you can renovate your floor during daily cleaning. Use 4 pads in 4 steps to achieve a clean and shiny floor. The 4 steps have to be repeated in the same way and correct order to achieve perfect results.

The 4 pad system can also be used to intensively renovate floors but this will increase the downtime of the surface. Before renovating a floor consider the daily traffic in the area. If daily traffic is high you consider how shiny the floor needs to be, as higher shine floors require extra maintenance.



Better results

The Nilfisk Eco Brilliance pad not only saves time, but is environmentally friendly and gives a better result compared to traditional pads. The method was developed for soft stone or concrete floors, but it also gives an excellent result on other floor types, such as plastic and linoleum and polished surfaces. It is best-suited to shops, foyers and other heavy traffic which require not just cleanliness, but also a shiny, attractive surface.

The environment and result

The combination of pads and clean water give perfect cleaning results and minimise residues. In heavily soiled areas or production zones, detergent can be added if required. Almost all Nilfisk scrubber dryers can be fitted with the Ecoflex™ dosing system for nonchemical cleaning, allowing the addition of detergent as required.

- Renovates old and worn floors and restores shine.
- Brings floor restoration to a more economical level.
- Simple system for renovating floors during daily cleaning.
- Buffs floors to the desired shine.

How to get clean shiny floors

To get clean shiny floors the 4 different pads should be used in 4 steps renovating your floors. Starting with the step 1 red pad it needs to pass the same surface between 6 to 10 times depending on the floor condition before moving to the next step. All steps need to be done with water and the water needs to be removed between every step. For renovating large areas a scrubber dryer is recommended but if the surface is smaller a single disc together with a wet vac can do the job fast and easy. This is also a fast way to make a demonstration on a small surface to confirm which result can be achieved.

Need a high gloss?

If a high gloss floor is preferred the step 4 green pad can be used dry with a burnisher or high speed single disc machine with 300- 2000 rpm.

This will give an easy to clean surface with very high shine. To preserve this level daily maintenance may need to be increased depending on daily traffic.

ECO BRILLIANCE PADS RANGE


STEP 1 - COARSE - RED

Use the red pad to remove old and worn surfaces, leaving a clean matt finish.




STEP 3 - FINE - YELLOW

Use yellow pad for daily cleaning which removes dirt and scratches, leaving a satin surface which is easy to keep clean. The renovation can stop here but continue to use the yellow pad in the daily cleaning to preserve this condition of the floor.



STEP 2 - MEDIUM - BLUE

Use the blue pad to prepare the surface still leaving a clean but less matt finish.



STEP 4 - VERY FINE - GREEN

Use the green pad for daily cleaning which removes dirt and scratches, leaving a shiny surface. For high gloss the green pad can be used dry on a high speed burnisher or a high speed single disc machine depending on floor type. This high shine can require extra work to be maintained if the daily traffic of the area is high.



Eco Pads

– cleaner floors and a greener world

With Eco Pads we offer you an eco-friendly way to clean, maintain and preserve the gloss of your floors. The Eco Pads are available in 8 variants for the most common floor surfaces such as terrazzo, natural stone, concrete, vinyl and epoxy. Eco Pads are made of 100% recycled synthetic fibre material (polyester), and the primary source of materials is recycled soda and water bottles!



Blue – Cleaner Pad

The Blue Cleaner Pad is constructed of polyester fibers in a semi open texture nonwoven fabrication and is specially designed for medium wet scrubbing or heavy duty spray cleaning. Use with a neutral floor cleaning solution to remove old soiled floor finish layers. This product is also used to scrub soiled hard surface floors such as concrete when used with appropriate cleaning chemicals. Aggressively removes heavy dirt and scuff marks. Ideal for use on machine speeds up to 350 RPM.



Brown – Stripping Pad

The Brown Stripping Pad is constructed of polyester fibers in a semi open texture nonwoven fabrication and is designed for medium duty stripping. Use with water based floor stripping solution to remove worn and soiled floor finishes or sealers. For use on standard electric floor machines or automatic scrubbers. Ideal for use on machines speeds up to 350 RPM.



E-Green – Scrub Pad

The E-Green Scrub Pad is constructed of polyester fibres in a semi open texture nonwoven fabrication and is designed for deep scrubbing. Use with a cleaning solution to scrub hard floor surfaces. This pad will aggressively remove dirt and scuff marks from heavily soiled floors. For use on standard electric floor machines or automatic scrubbers. Ideal for use on machine speeds up to 350 RPM.



E-Black – Stripping Pad

The E-Black Stripping Pad is constructed of polyester fibers in a semi open texture nonwoven fabrication. Designed for customers who want a more dense nonwoven pad. Use with water based floor stripping solution to remove worn and soiled floor finishes or sealers. For use on standard electric floor machines or automatic scrubbers. Ideal for use on machine speeds up to 350 RPM.



Red – Buffing Pad

The Red Buffing Pad is used for light cleaning and buffing. It will remove light scuff marks and dirt while producing a high gloss shine. For use on standard electric floor machines, orbital scrubbers and automatic scrubbers. Ideal for use on machine speeds up to 800 RPM.



Tan – Buffing Pad

The Tan Buffing is a floor maintenance pad used for light cleaning and buffing. It will remove light scuff marks and dirt while producing a high gloss shine. For use on standard electric floor machines, orbital scrubbers and automatic scrubbers. Ideal for use on machine speeds up to 800 RPM.



Remover – Ultra High Speed Burnishing Pad

The Remover floor maintenance UHS burnishing Pad is constructed of polyester fibers in a textured nonwoven fabrication. Used to burnish/polish floor finish to a high gloss, for soft and hard finishes. This pad has a special finder formulation that allows the pad to effectively remove black marks and restore gloss in one pass. Ideal for use on machine speeds up to 3000 RPM.



White – Super Polish Pad

The White Polish floor maintenance Pad is made of polyester fibers in a dense textured, nonwoven pattern, bonded with a sturdy adhesive. This extra fine pad has been designed for polishing clean, dry floors. Use dry or with a fine water mist to produce a high gloss wet look to newly finished floors. For use with standard electric floor machines, orbital scrubbers and automatic scrubbers. Ideal for use on machine speeds up to 1000 RPM.

Sweepers

The reliable multi-tasker

The Nilfisk sweeper will help you pick up debris whilst retaining the dust. The mechanical system is designed to sweep up debris (large waste, light materials or heavy dust) and control the air

quality of returned air to the environment. For this purpose we are using Nilfisk's reliable vacuuming and filtration systems.



Easier maintenance. Increased productivity

An exclusive Nilfisk "tool-free" system making it easier to maintain, the main broom, the side broom and the filter. It allows you to adjust the brush, as it wears out, meaning that the sweeping performance will be maintained throughout its lifespan.

Quality filters and filter shaker

The Nilfisk dust control sweeping system has been designed for optimal performance: a large vacuum turbine, a filter with a large surface area will retain the dust and the filter shaker ensures that the filter is always clean. The design of the filter shaking system is as important as the size of the filter.


Keep dust where it belongs with Dustguard™

The exclusive DustGuard™ feature with misting nozzles that spray a fine fog of moisture to the front and side brooms, effectively controls airborne dust for a cleaner environment.

A broom for every application

A complete range of Nilfisk accessories such as main or side broom in PPL, natural fibres, steel and nylon mix. Washable or antistatic panel filters. Optional accessory kits: flashing lights, headlights, non-marking wheels, reverse warning, bumpers or cabins.

SW200 / SW250 – Manual Sweepers



Push your cleaning to a new level


- Over-throw system with two brooms to ensure excellent sweeping performance when dealing with large debris
- Capacity for long time cleaning: 34-litre hopper, which can be kept open for disposal of larger litter or emptying bins
- Large non-marking wheels make pushing and steering simple for the user
- Built-in filter for improved dust control and user comfort
- Rugged corrosion proof frame
- Virtually service free, simple mechanical construction with gear and belt drive. No motor or battery

The SW200 and SW250 walk-behind sweepers offer effective sweeping indoors and outdoors. Compared to a manual broom, it will pick up and remove dust, dirt, sand, nails, bolts, cigarettes, etc. up to 6 times faster than a manual broom. Being compact and light, you can also use this sweeper when space is limited or in congested areas. The brooms are rotated by the gear system as the machine is pushed forward by the user, making the sound level low.



TECHNICAL DATA	SW200	SW250
Power source	Manual	Manual
Productivity rate main broom theoretical/actual (m ² /h)	1920/960	1920/960
Productivity rate 1 side broom theoretical/actual (m ² /h)	2800/1400	2800/1400
Productivity rate 2 side brooms theoretical/actual (m ² /h)	-	3680/1840
Working width w/right side broom (mm)	700	700
Working width w/2 side brooms (mm)	-	920
Hopper volume (l)	38	38
Main broom (mm)	480	480
Weight (kg)	19,5	20
Length x width x height (mm)	790x375x870	790x375x870
FEATURES		
Adjustable handle	•	•
Soft handle	•	•
Ergonomic handle	•	•
Folding handle	•	•
Two side brooms		•
No tool main broom adjustment	•	•
No tool side broom adjustment	•	•
Dust filter	•	•
Gear driven main broom	•	•
STANDARD EQUIPMENT		
MAIN BROOM	VP11211	VP11211
SIDE BROOM	VP11406	VP11406
FILTER	VP11902	VP11902
ITEM NO.	50000493	50000494

SW750 – Walk-behind Sweeper



Quiet and easy cleaning helps you achieve maximum productivity

- At just 59 dbA, the SW 750 can be used in even the most noise sensitive areas
- On-board battery (46Ah) and battery charger are supplied as standard. The battery provides up to 2 hours run time on hard floors, allowing sweeping of approximately 6,000 sq.mtrs. Optional 77 Ah battery increases running time to 3.5 hours
- The main and side brushes are adjustable to ensure perfect pressure on the floor at all times and in all conditions
- Thanks to the polyester filter the SW 750 can be used in both wet and dry applications

This battery powered, truly versatile sweeper can go anywhere and be used for cleaning everything from retail areas to gas stations. What's more, it comes with an on-board charger as standard to save time. It cleans so silently that it can be used even in the most noise sensitive areas.



TECHNICAL DATA

SW750

Motor power source	Battery 12V
Max speed (km/h)	4
Productivity 1 side broom theoretical/actual (m ² /h)	2880/1730
Productivity 2 side brooms theoretical/actual (m ² /h)	-
Working width with right side broom (mm)	720
Working width with 2 side brooms (mm)	-
Sound pressure level (dB(A))	59
Hopper volume (l)	60
Max climbing rate (%)	20
Length x width x height (mm)	998x800x1100
Operating weight (kg)	68

FEATURES

Led Battery Meter	•
Compact design	•
Direct throw sweeping	•
Non marking traction wheels	•
Adjustable handle	•
Manual filter shaker	•

STANDARD EQUIPMENT

FILTER POLYESTER KIT	1463161000
BROOM SIDE 109X315 PPL 0.5	146 3035 000
BROOM MAIN 200X500 CHEVRON 6R PPL 0.7	1463174000
BATTERY 12V 49AH AGM MONOBLOC	1464483000
CHARGER BATT. ON BOARD 12V 6A 100-230V	146 3051 000

ITEM NO.

CM908 4701 010-02

SW900 – Walk-behind Sweepers



Increasing productivity through improved performance and ergonomics

- All controls can be operated from operator position
- Broom changes, and other maintenance tasks, can be carried out without tools
- Traction lever integrated into the handlebar to easily change the speed
- 60 litre hopper on wheels which is easy to roll off from the sweeper
- Side broom control on handlebar
- Automatic on/off when side broom is lowered/raised
- Electric shaker system for quicker and more

The SW900 walk-behind sweeper for both indoor and outdoor use offers dust free removal of dry debris, even on carpet areas. Valuable features such as total control from the operator position, a hopper with wheels and excellent cleaning performance will increase your everyday productivity. The SW900 is easy and comfortable to operate with the ergonomic handle which is also completely foldable for convenient storage and transportation.



TECHNICAL DATA	SW900 B G180 UK	SW900 P
Motor power source	Battery	Petrol
Max speed (km/h)	4.5	4.5
Productivity 1 side broom theoretical/actual (m ² /h)	3715/2230	3715/2230
Productivity 2 side brooms theoretical/actual (m ² /h)	4725/2835	4725/2835
Working width with right side broom (mm)	825	825
Working width with 2 side brooms (mm)	1050	1050
Sound pressure level (dB(A))	70	78
Hopper volume (l)	60	60
Max climbing rate (%)	20	20
Length x width x height (mm)	1390x870x1100	1390x870x1100
Operating weight (kg)	143	88.5
FEATURES		
Dust collection	•	•
Electrical filter shaker	•	•
Battery version	•	
Battery Meter	•	
Petrol version		•
Wet sweep by-pass	•	•
Onboard charger	•	
STANDARD EQUIPMENT		
FILTER POLYESTER	1464691000	1464691000
BROOM SIDE 109X315 PPL 0.5	146 3035 000	146 3035 000
COUNTER HOUR 24V KIT	9096951000	9096951000
FILTER SHAKER ELECTRIC KIT	1467677000	1467677000
BROOM MAIN 265X600 CHEVR. 6R PPL 0.5-0.8	1465215000	1465215000
CHARGER BATT. ON BOARD 12V 25A SIP	1466519000	
BATT. 6V-180AH GEL MONOBLOC (x2)	80564000	
ITEM NO.	CM9084110010-09	9084111010

SR 1000S – Ride-on Sweeper with Manual Dump



You get the job done quickly, discreetly and efficiently

- The batteries have a running time of up to 2.5 hours and with the on-board charger, it can be recharged anywhere (battery version)
- Fully adjustable seat and steering column for better ergonomics
- It turns in less than 2 m
- Climbing ability up to 16% inclines
- Equipped with electrical filter shaker for better filter cleaning
- The filter and brushes can be accessed quickly and easily without tools for service and replacement

The SR 1000S works fast, is small enough to fit into a lift, manoeuvrable enough to reach the tight corners, comes in either a battery or petrol version for indoor or outdoor work and is durable to withstand tough working conditions.



TECHNICAL DATA	SR1000S B w/left side broom	SR1000S P w/left side broom
Motor power source	Battery 24V	Petrol, 2.2kW/2.9Hp
Max speed (km/h)	5.5	5.5
Productivity 1 side broom theoretical/actual (m ² /h)	-	-
Productivity 2 side brooms theoretical/actual (m ² /h)	5500/3850	5500/3850
Working width with right side broom (mm)	-	-
Working width with 2 side brooms (mm)	1000	1000
Sound pressure level (dB(A))	71.6	77
Hopper volume (l)	50	50
Max climbing rate (%)	20	20
Length x width x height (mm)	1255x795x1155	1255x795x1155
Operating weight (kg)	224	203
FEATURES		
Flap lifting device	•	•
Adjustable steering and seat	•	•
Electrical filter shaker	•	•
Hopper with wheels and handle	•	•
Key switch	•	•
Parking brake	•	•
Two side brooms	•	•
STANDARD EQUIPMENT		
FILTER PAPER	146 1888 000	146 1888 000
BROOM SIDE 180X350 NYLON	146 0678 000	146 0678 000
BROOM MAIN 265X600 CHEVRON 6R PPL 0.7	146 0748 000	146 0748 000
ITEM NO.	908 4201 010	908 4205 010

SR 1101 – Ride-on Sweeper with Manual Dump



Economical and productive sweeper

- Adjustable seat and steering column for ergonomic and safe operation
- Quality design includes polyethylene construction and steel frame body for rugged, professional use
- Dust panel filter has 4.3 m² of surface area for better dust control
- Electrical filter shaking system cleans the filter automatically every 5 minutes.
- Climbing rate up to 20%
- Extra long run time (6 hours) made possible by optional battery tray. 4 hours run time with standard batteries (battery version)
- No tools needed to access brushes and filter for minimal downtime

The SR 1101 makes cleaning both economical and productive. It is easy to operate and the self-explanatory operating panel means less operator training time is needed. The SR 1101 is available in both battery and petrol versions for indoor or outdoor operation with a large range of optional accessories which provides the right tools for specific jobs. Superb manoeuvrability and a tight turning radius permits cleaning in narrow, congested areas.



TECHNICAL DATA	SR1101 B	SR1101 P
Motor power source	Battery 24V	Petrol 2.9kW/3.9Hp
Max speed (km/h)	5	5
Productivity 1 side broom theoretical/actual (m ² /h)	4900/3430	4900/3430
Productivity 2 side brooms theoretical/actual (m ² /h)	6300/4410	6300/4410
Working width with right side broom (mm)	980	980
Working width with 2 side brooms (mm)	1260	1260
Sound pressure level (dB(A))	63.8	78.3
Hopper volume (l)	70	70
Max climbing rate (%)	20	20
Length x width x height (mm)	1480x930x1220	1480x930x1220
Operating weight (kg)	465	392
FEATURES		
Flap lifting device	•	•
Electrical filter shaker	•	•
Back up warning alarm	•	•
Low dump	•	•
Wet sweep by-pass	•	•
Forward & backward pedel	•	•
STANDARD EQUIPMENT		
FILTER PAPER PANEL	1463523000	1463523000
BROOM SIDE 180X400 MIX STEEL	1466140000	1466140000
BROOM MAIN 300X700 CHEVR. 6R PPL 0.5-0.7	145 4879 000	145 4879 000
ITEM NO.	9084310010	9084312010

SW4000 – Ride-on Sweepers with Hydraulic Dump



Maximising performance, reducing dusts and costs

- OneTouch™ Sweeping makes it easy to operate
- Maintenance is easy since no tools are needed for broom and filter removal and easy access to all components makes maintenance and service fast and easy
- The retractable, spring loaded side brooms, spring away on impact, which means that they do not break or damage any obstacles they touch
- The optional DustGuard™ misting system adds to the dust free sweeping improving the environment and working conditions for the operator
- An electrical time Liberator™ multi-frequency filter shaker cleans the filter efficiently even in dusty applications

The SW4000 ride-on sweeper is available in battery, LPG and petrol versions. OneTouch™ Sweeping makes it easy to operate since all functions are activated and terminated simultaneously thus saving wear and energy. The comfortable operator compartment is easy to access, has an adjustable seat and the retractable hopper can be closed from the compartment for safe and simple dumping. The SW4000 combines high performance with ergonomic operation and low total costs of ownership.



TECHNICAL DATA	SW4000 B	SW4000 P
Motor power source	Battery 24V	Petrol Honda 4.1 kW
Max speed (km/h)	7	7
Productivity 1 side broom theoretical/actual (m ² /h)	6825/4780	6825/4780
Productivity 2 side brooms theoretical/actual (m ² /h)	8750/6125	8750/6125
Working width with right side broom (mm)	975	975
Working width with 2 side brooms (mm)	1250	1250
Sound pressure level (dB(A))	65	75
Hopper volume (l)	75	75
Max climbing rate (%)	20	20
Length x width x height (mm)	1640x1035x1330	1640x1035x1330
Operating weight (kg)	824	594
FEATURES		
Flap lifting device	•	•
Electrical filter shaker	•	•
Hour Meter	•	•
Battery Meter	•	
Variable high dump system	•	•
Wet sweep by-pass	•	•
STANDARD EQUIPMENT		
FILTER PANEL POLYESTER ULTRA WEB	1464839000	1464839000
BROOM SIDE 280X450 MIX STEEL	1465318000	1465318000
MAT FLOOR KIT	1464957000	1464957000
BROOM MAIN 340X700 CHEVRON 6R PPL 0.8	1463913000	1463913000
BEACON KIT	1464948000	1464948000
ITEM NO.	9084400010	9084401010

SW5500 – Ride-on Sweepers with Hydraulic Dump



The real industrial Hybrid powered sweeper in the industry

- Innovative brush adjustment system maintains exceptional sweeping performance and increased hopper filling throughout the life of the main broom
- Optional Hybrid kit allows flexible cleaning (can sweep indoor and outdoor with the same machine simply switching from engine to battery power), low emissions and noise level for more productive sustainable cleaning
- All sweeping functions activated by OneTouch™ button and pressing the drive pedal
- All functions automatically stop when not driving to reduce consumptions
- High quality components and assembly
- Automatic speed reduction in tight curves and operating the hopper

- Optional DustGuard™ system to reduce dust created by the side brooms
- Climb upto 20% inclines while sweeping

The SW5500 offers a highly productive, comfortable and cost-effective way to sweep large floors and outdoor areas free of dust and debris. The sweeping width and hopper capacity of this sweeper enables you to speed up cleaning time. At the same time, the SW5500 provides more sustainability with the optional hybrid technology which reduces emissions and the noise level of the sweeper.



TECHNICAL DATA

	SW5500 B	SW5500 D
Motor power source	Battery 24V	Diesel, Yanmar 4.1 kW
Max speed (km/h)	9	10
Productivity 1 side broom theoretical/actual (m ² /h)	10575/7405	11750/8225
Productivity 2 side brooms theoretical/actual (m ² /h)	13500/9450	15000/10500
Working width with right side broom (mm)	1175	1175
Working width with 2 side brooms (mm)	1500	1500
Sound pressure level (dB(A))	68	85
Hopper volume (l)	150	150
Max climbing rate (%)	20	20
Length x width x height (mm)	1875x1200x1565	1875x1200x1565
Operating weight (kg)	1101	838
Filter cleaning system	Timed multi-frequency	Timed multi-frequency
FEATURES		
Charging indicator	•	
Multi-frequency filter shaker	•	•
Electric start		•
Overheat indicator		•
Main broom worn alarm	•	•
Timed multi-frequency filter shaker	•	•
STANDARD EQUIPMENT		
FILTER PANEL PAPER ULTRA WEB	1467174000	1467174000
BROOM SIDE 302X500 PPL 1.5 BLACK	1466670000	1466670000
BROOM MAIN 360X850 8R PPL 0.8	1465717000	1465717000
BEACON KIT	1464948000	1464948000
ITEM NO.	9084410010	9084412010

SR 1601 – Ride-on Sweepers with Hydraulic Dump



Technically advanced sweeper that reduces your cleaning costs

- Excellent sweeper manoeuvrability thanks to the power steering (STD)
- The exclusive DustGuard™ system effectively controls airborne dust by providing a fine mist of moisture to the front and side brushes
- Smart and easy to use controls simplify operation and reduce operator errors
- MaxAccess™ system provides fast and easy access to facilitate servicing
- The strong yet lightweight rotomoulded polyethylene covers and bumpers over a steel chassis provide automobile industry quality protection
- NoTools™ system speeds main broom and side broom changing cutting down on service time
- Ramp climbing ability up to 25%

The SR 1601 series consists of a choice of diesel or LPG engine, or 48 V battery powered operation for outdoor or indoor use. These are the most technically advanced sweepers in their category, with innovations that increase productivity whilst simplifying operating & servicing requirements. Designed for industrial applications such as heavily soiled factories and construction the sweeper has excellent operator visibility & manoeuvrability for increased safety & better cleaning coverage.



TECHNICAL DATA	SR 1601	SR 1601 D	SR 1601 HD	SR 1601 LPG	SR 1601 MAXI	SR 1601 MAXI	SR 1601 MAXI
Motor power source	Battery 48V	Diesel, 3cyl. 16,3 kW	Diesel, 3cyl. 16,3 kW	LPG, 3cyl. 23.1kW/31HP	Diesel, 3cyl. 16,3 kW	Battery 48V	LPG, 3cyl. 23.1kW/31HP
Max speed (km/h)	8	12	12	12	12	8	12
Productivity 1 side broom theoretical/actual (m ² /h)	10000/7000	15000/10500	15000/10500	15000/10500	10000/7000	10000/7000	10000/7000
Productivity 2 side brooms theoretical/actual (m ² /h)	12800/8960	19200/13440	19200/13440	19200/13440	19200/13440	12800/8960	19200/13440
Working width with right side broom (mm)	1250	1250	1250	1250	1250	1250	1250
Working width with 2 side brooms (mm)	1600	1600	1600	1600	1600	1600	1600
Sound pressure level (dB(A))	69.5	88	88	87	88	69.5	87
Hopper volume (l)	315	315	315	315	315	315	315
Max climbing rate (%)	20	25	25	25	25	20	25
Length x width x height (mm)	2220x1320x1460	2220x1320x1460	2220x1320x1460	2220x1320x1460	2220x1320x1460	2220x1320x1460	2220x1320x1460
Operating weight (kg)	1295	1050	1268	1052	1070	1315	1072
FEATURES							
Left side broom ppl					•	•	•
Power steering	•	•	•	•	•	•	•
Adjustable steering					•	•	•
Misting system					•	•	•
Adjustable seat	•	•	•	•	•	•	•
STANDARD EQUIPMENT							
FLTR PANEL ULTRA-WEB CELLULOSE	8-24-04139-1	8-24-04139-1	8-24-04139-1	8-24-04139-1	8-24-04139-1	8-24-04139-1	8-24-04139-1
BROOM LEFT SIDE PPL KIT					33019173	33019173	33019173
BROOM SIDE 300X500 PPL 1.5	33021313	33021313	33021313	33021313	33021313	33021313	33021313
AMBER STROBE NO OHG	56507038	56507038	56507038	56507038	56507038	56507038	56507038
ARMREST RT SEAT KIT	33019556	33019556	33019556	33019556	33019556	33019556	33019556
HOPPER PROTECTION KIT			33021392				
PRE MISTING SYST. 12V KIT					33019175		33019175
PRE MISTING SYST. 48V KIT						33019377	
PULLEY D3 HT KUBOTA KIT			33020810				
STEERING ADJUSTABLE KIT					33019174	33019174	33019174
WHEELS FOAMED KIT		33022245	33022245	33022245	33022245		33022245
WHEELS SOLID KIT	33023020					33023020	
BROOM MAIN 310X900 CHEVRON 6R PPL 0.7	33018853	33018853		33018853	33018853	33018853	33018853
BROOM MAIN 310X900 CHEVRON 6R PPL 1.0			33021206				
HOPPER DUST FLAP KIT			33020372				
ITEM NO.	13300103	13300101	13300175	13300105	13300148	13300149	13300161

SW8000 – Ride-on Sweepers with Hydraulic Dump



Sweep up to a two metre path in one go

- The unique DustGuard™ feature with misting nozzles sprays a fine fog of moisture to the front and side brooms
- The main broom 1.3 metre sweeping path is the widest in the industry, providing better performance and faster cleaning
- The strong polyethylene covers offer a high driving protection and even absorbing bumps
- The huge and comfortable operator compartment combined with a clear view of the working zone ensures greater safety during daily operation

The SW8000 is available in diesel or LPG powered variants. With its extraordinary 2 metre wide sweeping path, you can clean large areas such as car parks, warehouses and factory floors and it will only take you a fraction of the time. The SW8000 is designed with attention to details that matter to you such as better safety features, easier operator control, simple maintenance and function features that provide better performance, reliability and a lower total cost of cleaning.



TECHNICAL DATA	SW8000 165D CAB HEATER AC	SW8000 D	SW8000 LPG
Motor power source	Diesel	Diesel	LPG
Max speed (km/h)	15	15	15
Productivity 1 side broom theoretical/actual (m ² /h)	23925/16750	23925/16750	23925/16750
Productivity 2 side brooms theoretical/actual (m ² /h)	29000/20300	29000/20300	29000/20300
Working width with right side broom (mm)	1650	1650	1650
Working width with 2 side brooms (mm)	2000	2000	2000
Sound pressure level (dB(A))	82.8	82.8	80.6
Hopper volume (l)	400	400	400
Max climbing rate (%)	20	20	20
Length x width x height (mm)	2410x1630x1500	2410x1630x1500	2410x1630x1500
Operating weight (kg)	1593	1435	1427
FEATURES			
Adjustable steering and seat	•	•	•
Fuel gauge	•	•	•
Headlights	•	•	•
Amber safety beacon	•	•	•
Ergonomic driver seat	•	•	•
Parking brake	•	•	•
Variable high dump system	•	•	•
STANDARD EQUIPMENT			
FLTR PANEL ULTRA-WEB CELLULOSE	8-24-04139-1	8-24-04139-1	8-24-04139-1
SIDE BROOM POLY 41 DEGREES	56508498	56508498	56508498
AMBER STROBE CAB	56508825		
AMBER STROBE NO OHG		56507038	56507038
ARM REST RH ONLY	7-03-04250	7-03-04250	7-03-04250
BACK UP ALARM KIT	56507023	56507023	56507023
FOAM FILLED TIRE KIT	56507037	56507037	56507037
SWITCH KIT-OPERATOR PRESENCE	56107668	56107668	56107668
TILT STEERING OPTION	56107810	56107810	56107810
MAIN BROOM PROEX-WIRE	56507424	56507424	56507424
ITEM NO.	56383690	56107513	56107512

Overview of Accessories



Main broom natural
For applications with fine dust, sensitive floors and carpet sweeping




Main broom steel+ppl
Popular for use to sweep both indoors and outdoors



Headlight
Can be fitted to the front of the sweeper to improve visibility




Flashing beacon
Draws attention to the machine in its working environment



Side broom protection
Protect the side brooms of the machine



On-board charger
For both Wet and Gel Batteries




Non marking skirts
Skirts for sweeping on highly sensitive floors



Carpet kit
Non marking skirts, natural fibre main and side brooms, pre-filter. To be used in carpet sweeping applications



Brush, left side kit
Sweeps the dirt and debris into the path of the main broom. Enlarges the total sweeping path and consequently the productivity of the sweeper



Filters
Paper filter: Works well in dry, high dust conditions
Polyester: Excellent in moist applications, can be washed, dried and re-used



Overhead guard
For additional operator safety, especially in warehouses and Industry

Overview of Accessories



Main broom natural

Excellent material for dust control and sweeping fine debris, but has a relatively shorter wear life than other materials.



Main broom PPL + steel

Popular for use to sweep both indoors and outdoors



Main broom PPL

Superior pickup of sand, gravel and litter. Less aggressive on the floor compared to the PPL+STEEL



Solid, Super elastic tires

Can not puncture, mostly used in industry with metal chips or nails



Suspension seat

Comfortable seat with adjustable suspension based on operator's weight



Front corner guards

Protect the front of the machine



Litter vac

Suitable for cleaning hard to reach spots like dock plates, under steps or shelving etc.



DustGuard™ kit

To control air borne dust on the side broom/s



Working light front

The front and rear lights provide light on focused areas where the headlights do not reach



Working light rear



Overhead guard

For additional operator safety, especially in warehouses and industry



Raised air intake

Elevates engine air intake level. Used in very dusty applications

Single Discs, Burnishers and Carpet Extractors

A clean carpet leaves a lasting impression

For cleaning carpets and hard floor surfaces, we have a carpet extractor range of machines and single discs that will show your floors off to their best advantage. Clean carpets

or shiny floors increase feelings of well-being and comfort, whether it is your staff or people visiting hotels, schools, hospitals, homes, boutiques or shops.



Less water. Less chemicals. Same great results

The carpet extractor machines clean the carpet quickly and efficiently. With the injection-extraction system, the injector sprays water and detergent on the carpet, while the cylinder brush washes and the vacuum attachment picks up the dirty water, leaving the carpet completely clean. Nilfisk carpet extractors are of high quality design and our first class engineering saves both water and chemicals.

Clean your floors to a longer life

If you require a finish that adds shine to a marble, terrazzo or vinyl floor, then rotating appliances are the ideal choice. The crystallising process consists of spreading a crystallising liquid evenly over the floor to protect it and block the pores and joints between the paving stones. After the floor has been crystallised at low speed, it is polished with a high-speed rotating head. The application of this protective coating means great savings, as it facilitates maintenance and prolongs the life of the floor.

Dry foam cleaning for faster results

The rotating appliances also offer the option of cleaning carpeted floors with "dry foam" method. The foam is produced by a 230V/50Hz blower mounted on the top of the water tank of the single disc machine and spreads directly in the centre of the nylon brush through a nozzle mounted at the bottom of the base of the machine.

This method ensures no risk of carpet peeling after cleaning, prevents its discoloration and allows a quicker drying process after the task has been performed.

FM400 – Single Discs



Powerful and easy to operate for a variety of cleaning applications

- Robust aluminium construction for extended life
- Large wheels make it possible to move the machines over thresholds, steps and up and down stairs
- Lightweight and easy to operate
- Ergonomic handle with soft grip for operator comfort
- A complete range of optional accessories to suit specific tasks
- Low noise level enables daytime cleaning

There are three models in the FM400 Series a low, high and dual speed single disc suitable for light-duty use, everyday cleaning and real heavy-duty work. Whether the demand is for scrubbing, polishing, spray cleaning, stripping, burnishing or bonnet mopping, there is a unit here for you.



TECHNICAL DATA	FM400 L	FM400 H	FM400 D
Rated power (W)	1100	1500	1100/1500
Sound pressure level at 1.5 m (dB(A) ISO 3744)	59	61	61
Brush/pad diameter (mm)	430	430	430
Brush/pad speed (RPM)	180	410	185/370
Brush torque (nm)	63	36	58/40
Cable length (m)	15	15	15
Height motorhousing (mm)	323	323	323
Height w/handle vertical (mm)	1236	1236	1236
Weight (kg)	37	40	40
Length x width x height (mm)	572x445x1236	572x445x1236	572x445x1236
FEATURES			
Cable holder		•	
Click on-off brush		•	
Off-set brush		•	
Spray cleaning	•		•
Carpet shampooing	•		•
Dual Power			•
Sanding	•		
Cable holder	•	•	
Ergonomic handle	•	•	•
High visibility cable		•	•
Integrated plug holder	•	•	•
Easy cable change	•		
Belt drive		•	•
ITEM NO.	56380057	56380060	56380062

BU500 – Electric Cord Burnisher



Ease of use and reliability at a competitive price

- 15m cable with practical cable holder
- Safety features include dead mans switch, safety button & high visibility cable
- Robust design - metal frame, big wheels, bumpers and gloss paint
- Ergonomic handle for ease of use and operator comfort

The BU500 burnisher is a handy and easy to use floor polishing machine. With a folding handle and big wheels it is easy to transport and can be in operation within a few seconds. The modern design emphasises the robustness, durability and easy cleaning of the machine. Furthermore, it is suitable for marble maintenance.



TECHNICAL DATA	BU500
Protection class / ip protection	IPX0
Rated power (W)	1100
Sound pressure level at 1.5 m (dB(A) ISO 3744)	>70
Brush/pad diameter (mm)	510
Brush/pad pressure (g/cm ²)	10
Brush/pad speed (RPM)	1500
Brush torque (nm)	12
Cable length (m)	15
Height motorhousing (mm)	na
Height w/handle vertical (mm)	1261
Weight (kg)	41
Length x width x height (mm)	824x566x1261
FEATURES	
Cable holder	•
Ergonomic handle	•
Folding handle	•
High visibility cable	•
Easy cable change	•
Belt drive	•
Burnishing	•
ITEM NO.	56380064

BU800 – Battery Walk-behind Burnisher



For medium and large areas nothing compares to this outstanding burnisher

- Simple controls and low profile design make operating the unit easier and safer
- Self-regulating pad pressure eliminates the need for adjustments and reduces operator errors
- The burnishing deck automatically lifts when the motor is turned off for better floor protection
- On board battery charger saves downtime and adds convenience
- Excellent active dust control with HEPA filtration optional for dust sensitive areas

The BU800 represents the most technically advanced means of restoring and maintaining a high gloss shine on floors. The many features include easier-than-ever operation, added safety considerations, passive and (optional) active dust control.



TECHNICAL DATA

BU800

Protection class / ip protection	IPX4
Rated power (W)	1500
Sound pressure level at 1.5 m (dB(A) ISO 3744)	68
Brush/pad diameter (mm)	508
Brush/pad pressure (g/cm ²)	Automatic
Brush/pad speed (RPM)	1500
Weight (kg)	79
Length x width x height (mm)	1270x580x1050
FEATURES	
Dust collection	•
Non marking traction wheels	•
Pressure regulation	•
Floating deck	•
Ergonomic handle	•
STANDARD EQUIPMENT	
CHARGER BATTERY 36V 21A	41036A
ITEM NO.	56383526

Overview of Accessories



Pad holders
Low speed
High speed
Flexi



Natural fiber
 For uneven and sensitive floors



Hard floor brush
 For medium/heavy scrubbing



Heavy duty brush
 For deep cleaning, difficult removal and stripping



Hard pads
Black: stripping
Brown: stripping
Blue: stripping/scrubbing



Soft pads
Orange Green: polishing high speed. **Beige:** polishing low speed. **White:** spray cleaning/polishing



Medium pads
Green: scrubbing
Red: soft scrubbing/spray cleaning.



Foam generator
 For carpet dry foam method



Spray bottle kit
 For spray cleaning applications



Solution tank
 For scrubbing applications



ECO brilliance pads

ES300 – Carpet Extractor



A new era of carpet cleaning

- Front mounted nozzle makes dumping faster and easier for the operator
- The removable, increased capacity recovery tank along with the stowable handle make dumping and refilling much simpler
- Ergonomic adjustable handle for easy operation – adjusts to the height of the operator
- A floating brush head adjusting automatically for better carpet contact and improved water recovery
- A larger tank with increased water capacity provides extended cleaning time and fewer refills
- Large wheels for easy manoeuvrability for up/down stairs

This machine is ideal for cleaning your high and light traffic carpeted areas and not only removes dirt and water, but the machine also meets the highest standards to extend the life of your carpets. The ES300 has a powerful vacuum motor for efficient removal of dirt and faster drying times. Besides its great productivity and cleaning performance, the ES300 is easy to operate.



TECHNICAL DATA	ES300 UK
Rated power (W)	1824
Working width (mm)	410
Suction width (mm)	480
Pump pressure (bar/psi)	-/120
Brush speed (rpm)	1950
Solution/recovery tank (l)	34/26.5
Sound pressure level at 1.5 m (dB(A) ISO 3744)	68
Length x width x height (mm)	711x489x813
Vacuum motor power (W)	1119
Brush motor (W)	249
Gross weight (gvw) (kg)	46.3
Vacuum shoe width (cm)	48
Vacuum waterlift. (cm)	3048
FEATURES	
Adjustable handle	•
No tool brush removal	•
No tool vacuum shoe removal	•
Hard floor cleaning	•
Removable recovery lid	•
Ergonomic handle	•
Solution tank with easy drain system	•
STANDARD EQUIPMENT	
HAND TOOL/HOSES ASSEMBLY	56265767
BRUSH ASSEMBLY 16	56265044
ITEM NO.	CM56265503-01



Nilfisk
SDV8000

SO4500 – Professional Steam Cleaner



The simplest way to steam

- 4.5 bar steam pressure, with 1.8L boiler and 5L reserve tank
- Maximum continuous use: 6 hours, with continuous-fill boiler
- Locking front wheels and automatic safety shut-off
- Durable, powder-coated steel construction

A compact, user-friendly solution for commercial use, the SO4500 excels at light- to medium-duty cleaning tasks. Suitable for all industry sectors, and all environments where vacuum recovery isn't a requirement, it is ideal for steam-only applications that don't require additional chemicals for sanitisation.



TECHNICAL DATA	SO4500 EU-UK
Voltage/phase/frequency/current (V~/Hz/A)	230-240/1/50/10
Vacuum function	No
Steam temperature boiler (°C)	150
Water tank capacity (l)	5,0
Boiler volume (l)	1,8
Detergent tank (l)	No
Dimensions, L x W x H (mm)	420x320x460
Weight (kg)	12
Hose length (m)	4,0
El cable (m)	10
FEATURES	
Stainless steel frame	•
Single-phase	•
Steam function	•
Continuous fill boiler	•
Steam control switch	•
Automatic safety shut off	•
STANDARD EQUIPMENT	
55MM ROUND BRUSH	450000067
CURVED NOZZLE	450000063
DETAIL BRUSH NOZZLE	450000064
EXTENSION TUBE	450000057
FLOOR BRUSH	450000058
LARGE BRUSH ELBOW	450000060
LONG NOZZLE	450000062
MATRIX 4 METRE HOSE FOR STEAM ONLY	450000056
TRIANGULAR BRUSH	450000059
WINDOW SQUEEGEE	450000061
ITEM NO.	UK1545000000

SV8000 – Professional Steam Cleaner



The steam-vacuum workhorse

- 8 bar steam pressure, with 3.3L boiler and 5L reserve tank
- Maximum continuous use: 12 hours, with continuous-fill boiler
- Removable waste-water tank with locking lid
- Wide accessory range included

Ideal for chemical-free cleaning in situations requiring minimal drying time, the vacuum-equipped SV8000 provides optimal hygiene at an optimal pace. It leaves any workspace sanitised, dry, and ready for use in less time, with significant recovery capacity, maneuverability, and runtime allowing it to handle the requirements of the largest zones.



TECHNICAL DATA

SV8000 EU-UK

Voltage/phase/frequency/current (V~/Hz/A)	230-240/1/50/13
Vacuum function	Yes
Steam temperature boiler (°C)	170
Water tank capacity (l)	5
Boiler volume (l)	3.3
Detergent tank (l)	No
Steam pressure (bar)	8
Dimensions, L x W x H (mm)	800x400x820
Weight (kg)	25,0
Hose length (m)	4
El cable (m)	10

FEATURES

Stainless steel frame	•
Single-phase	•
Steam function	•
Vacuum function	•
Continuous fill boiler	•
Steam control switch	•
Automatic safety shut off	•

STANDARD EQUIPMENT

150MM STEAM AND VAC BRUSH	450000047
150MM STEAM AND VAC NOZZLE	450000046
150MM STEAM AND VAC SQUEEGEE	450000048
250MM GLASS WASHER	450000036
400MM CARPET INSERT	450000044
400MM FLOOR BRUSH INSERT	450000042
400MM FLOOR BRUSH NOZZLE	450000041
400MM SQUEEGEE INSERT	450000043
CREVICE TOOL	450000049
EXTENSION TUBE SINGLE	450000031
HOSE STEAM VAC AND DETERGENT	450000045
LONG STEAM LANCE	450000050
SHORT STEAM LANCE	450000051
UPHOLSTERY SUCTION TOOL	450000037

ITEM NO.

UK154500002

SDV – Professional Steam Cleaners



The ultimate steam-cleaning machines

- 4.5 bar pressure (SDV4500) or 8 bar pressure (SDV8000), with 1.8L or 3.3L boiler capacity respectively
- Maximum continuous use: 6 hours (SDV4500) or 8 hours (SDV8000) with continuous-fill boiler
- Detergent-injection system for lab-certified sanitisation
- Removable waste-water tank with locking lid

Chemical-ready and vacuum-equipped, the lab-certified SDV models are built for heavy-duty, multi-purpose cleaning and disinfection. By offering detergent-injection in addition to standard steam-cleaning, both models make it easier to disinfect and dry the toughest, most hazardous environments. The smaller-capacity 4500 is ideal for shorter-duration use, while the full-size 8000 can run for up to 12 hours without a break.



TECHNICAL DATA	SDV4500 EU-UK	SDV8000 EU-UK
Voltage/phase/frequency/current (V~/Hz/A)	230-240/1/50/13	230-240/1/50/13
Vacuum function	Yes	Yes
Steam temperature boiler (°C)	150	170
Water tank capacity (l)	2.5	5
Boiler volume (l)	1.8	3.3
Detergent tank (l)	2.5	2.5
Steam pressure (bar)	4.5	8
Dimensions, L x W x H (mm)	700x450x880	700x450x970
Weight (kg)	30	40
Hose length (m)	2.5	4
El cable (m)	10	10
FEATURES		
Single-phase	•	•
Steam function	•	•
Detergent function	•	•
Vacuum function	•	•
Continuous fill boiler	•	•
STANDARD EQUIPMENT		
150MM STEAM AND VAC BRUSH	450000047	450000047
150MM STEAM AND VAC SQUEEGEE	450000048	450000048
250MM GLASS WASHER	450000036	450000036
CARPET INSERT	450000035	450000044
FLOOR BRUSH INSERT	450000033	450000042
FLOOR BRUSH NOZZLE	450000032	450000041
SQUEEGEE INSERT	450000034	450000043
CREVICE TOOL	450000049	450000049
EXTENSION TUBE SINGLE	450000031	450000031
HOSE STEAM VAC AND DETERGENT	450000030	450000045
LONG STEAM LANCE	450000050	450000050
SHORT STEAM LANCE	450000051	450000051
UPHOLSTERY SUCTION TOOL	450000037	450000037
ITEM NO.	UK1545000004	UK1545000006

VP100 – Commercial Dry Vacuum Cleaner



Ergonomic design for flawless and efficient cleaning


- Intuitive on/off switch
- Compact cable storage
- Accessory storage
- Simple dust bag replacement

The VP100 is a simple and reliable choice for everyday vacuum cleaning in a professional environment. The VP100 has a robust and simple design that is easy to use.



TECHNICAL DATA	VP100-UK GO
Sound power level dB(A) IEC/EN 60335-2-69	75
Rated power (W)	880
Suction power end of tube (W)	192
Airflow (l/sec)	30
Dust bag capacity (l)	10
Cable length (m)	8
Weight (kg)	5.2
FEATURES	
Storage of accessories	•
Cable storage	•
STANDARD EQUIPMENT	
HOSE CPL D32	147 0765 500
BRUSH NOZZLE D32	140 8244 500
CREVICE NOZZLE D32 L153 BLACK	147 0146 500
COMBI NOZZLE RD277 KIT	107411677
DSU8 AND DSU10 MAIN FILTER ASSEMBLY KIT	VA81235
EAGLE2 MOTR FRONT FILTER PLATE KIT	VA85064
EXTENSION TUBE STEEL D32	140 8246 040
ITEM NO.	50000471

VP300 HEPA – Commercial Dry Vacuum Cleaners



A basic, well-built, thoroughly reliable series


- Certified HEPA filter
- Best in class filling capacity, which means less time spent changing dust bags
- Weighs just 5.5 kg* making it easy to move from place to place
- Low sound level makes this vacuum suitable for daytime cleaning
- Secure accessory and power cord storage and rear mounted tool parking

The VP300 HEPA series of basic commercial vacuum cleaners are suitable for everyday cleaning of light to medium duty applications. The HEPA filter ensures a higher quality of air is maintained within the cleaning environment.



TECHNICAL DATA	VP300 HEPA UK	VP300 HEPA BASIC UK	VP300 ECO HEPA UK
Sound power level dB(A) IEC/EN 60335-2-69	73/70	73	69
Rated power (W)	800	800	400
Suction power end of tube (W)	215	215	110
Airflow (l/sec)	32	32	25
Vacuum at nozzle (kPa)	22	22	15
Dust bag capacity (l)	10	10	10
Length x width x height (mm)	395x340x390	395x340x390	395x340x390
Cable length (m)	10	10	10
Weight (kg)	5.5	5.5	5
FEATURES			
Detachable cord	•		
Dust bag (1 pcs)	•	•	•
With fixed cable		•	•
Hepa filtration	•	•	•
Two speed	•		
H13 Exhaust filter	•	•	•
STANDARD EQUIPMENT			
HOSE CPL D32	147 0765 500	147 0765 500	147 0765 500
CREVICE NOZZLE	107408039	107408039	107408039
BRUSH NOZZLE D32	140 8244 500	140 8244 500	
CREVICE NOZZLE D32 L153 BLACK			
COMBI NOZZLE RD295 D32	140 8492 520	140 8492 520	140 8492 520
NA38 COMBI NOZZLE WO CLICK KIT			107418965
TELESCOPIC TUBE ACC.		107403804	107403804
HEPA FILTER	147 1250 600	147 1250 600	147 1250 600
SACK FILTER	147 1432 500	147 1432 500	147 1432 500
DETACH CORD SET 10M ORANGE UK	107402676		
EXTENSION TUBE STEEL D32		140 8246 040	
NUMATIC ADAPTER 20PCS	107401199	107401199	107401199
ITEM NO.	107415327	107415323	107415314

VP930 PRO – Commercial dry vacs



The iconic VP930 vacuum just got upgraded

- Clean anytime, day or night with the quietest and most efficient vacuum available
- Eliminate costly repairs and downtime with the detachable cord
- Boost filtration by up to 10% with 5x larger HEPA filter and fleece bags

Silence meets power: The new VP930 is designed to empower your business like never before. We've thought of every detail to provide unmatched productivity, allowing you to accomplish your cleaning tasks faster and more efficiently than ever. Plus, the VP930 now operates more quietly than ever, ensuring minimal disruption day or night.



TECHNICAL DATA	VP930 HEPA UK
Rated power (W)	760/400
Suction power end of tube (W)	285
Airflow (l/sec.)	37
Sound power level (IEC 60335-2-69)	50/46
Vacuum at nozzle (kPa)	26
Dust bag capacity (l)	15
Main filter type	HEPA 13
Length x width x height (mm)	450x390x330
Cable length (m)	15
Weight (kg)	7
FEATURES	
Dust bag, 5 pcs.	•
Cable storage	•
Two speed	
HEPA 13 filter	•
Detachable cord	•
STANDARD EQUIPMENT	
EXTENSION TUBE ALUMINIUM	
TELESCOPIC TUBE ALUMINIUM	011 8130 500
HOSE & BENT-END	140 2782 500
MULTI SURFACE NOZZLE	140 6700 540
COMBI NOZZLE RD295P W.CLIP	
HEPA FILTER (XL - ORIGINAL)	140 2666 010
MOTOR FILTER	140 1535 510
FLEECE DUST BAG 5-P	
SMALL COMBI NOZZLE	011 3104 500
CREVICE NOZZLE	
ITEM NO.	107420771

VP600 – Commercial Dry Vacuum Cleaners



Efficient and energy saving vacuum cleaners

- Energy efficient vacuums
- Power boost function for optimised power consumption and cleaning performance
- Certified HEPA filter
- Reliable magnetic fastener on dust compartment
- Available with detachable cord or cord rewind
- Low sound level enables daytime cleaning

The Nilfisk VP600 series offers a wide range of features to choose from and you can find exactly the variant that fits your specific cleaning job. Choose the cord solution (detachable or rewind) that suits you and enjoy the user friendly design with smart parking of accessories for better ergonomics.



TECHNICAL DATA	VP600 HEPA STD 2 UK	VP600 HEPA STDS UK
Sound power level dB(A) IEC/EN 60335-2-69	74/70	74/70
Rated power (W)	730/330	730/330
Suction power end of tube (W)	200/75	200/75
Airflow (l/sec)	30/24	30/24
Vacuum at nozzle (kPa)	22/15	22/15
Dust bag capacity (l)	10	10
Length x width x height (mm)	480x300x270	480x300x270
Cable length (m)	10	10
Weight (kg)	7	7
Sack filter area (cm ²)		
FEATURES		
Detachable cord	•	
Dust bag (1 pcs)	•	•
Dual power	•	•
Hepa filtration	•	•
Cable rewind		•
Ergonomic handle	•	•
STANDARD EQUIPMENT		
HOSE CPL D32	147 0765 500	147 0765 500
CREVICE NOZZLE	107408039	107408039
BRUSH NOZZLE D32	140 8244 500	140 8244 500
NE10 NOZZLE	107413075	107413075
HEPA FILTER	147 1250 600	147 1250 600
SACK FILTER BASIC	107413056	107413056
DETACH CORD SET 10M ORANGE UK	107402677	
POWER MODUL REWINDER UK		107413051
POWER MODULE DETACH EU	107413044	
TELESCOPIC TUBE ALUMINIUM	011 8130 500	011 8130 500
ITEM NO.	41600862	107418542

VP600 Battery – Commercial Dry Vacuum Cleaner



Cordless vacuum cleaning at its best

- Up to 60 minutes runtime on a fully charged battery
- Fast battery charging in just 40 minutes offers continuous cleaning with the use of two batteries
- Dual speed function for heavy duty cleaning
- Low sound level enables daytime cleaning

The VP600 Battery offers greater freedom and mobility without the need for mains power as well as providing a safer environment as cable trip hazards are eliminated. Productivity is increased as the cleaning radius is unrestricted plus no need to change sockets for uninterrupted cleaning.



TECHNICAL DATA

VP600 BATTERY UK/CH

Max power (W)	650
Suction power end of tube (W)	45/116
Airflow (l/sec.)	21.7/26.7
Dust bag capacity (l)	8
Length x width x height (mm)	480x300x270
Weight (kg)	7.2
Weight incl. battery (kg)	10
Battery capacity (Ah)	7.8
Sound pressure level at 1.5 m with nozzle (dB(A) ISO 11203)	55/61
Power consumption (W)	190/465
Battery run time (min.)	60/30
Battery charge time (min.)	≤ 40
Filter Type	H13

FEATURES

Dust bag (1 pcs)	•
Battery version	•
HEPA H13 main filter	•


STANDARD EQUIPMENT

HOSE CPL D32	147 0765 500
NOZZLE MULTI SURFACE 32 MM	140 6700 540
BRUSH NOZZLE D32	140 8244 500
COMBI NOZZLE RD295P W.CLIP	107417790
CREVICE NOZZLE	107408039
SACK FILTER BASIC	107413056
HEPA FILTER H13	147 1250 500
TELESCOPIC TUBE ALUMINIUM	011 8130 500
VP600 BATTERY COVER ASSEMBLY	107418207

ITEM NO.

41600822

GD 5 Back Pack – Commercial Dry Vacuum Cleaner



Lightweight back pack vacuum cleaner for convenient cleaning


- Low sound level for operator comfort and cleaning in noise sensitive areas
- Certified HEPA filter
- Suitable for left or right handed use
- Accessories storage on belt for easy access
- 15 metre detachable cable with safety release

For convenient cleaning of those hard to reach places the durable GD 5 back pack vacuum cleaner is the answer. This lightweight vacuum and harness is designed for operator comfort and to reduce fatigue.



TECHNICAL DATA	GD5 BACK HEPA UK
Sound power level dB(A) IEC/EN 60335-2-69	76
Rated power (W)	780
Suction power end of tube (W)	225
Airflow (l/sec)	33
Vacuum at nozzle (kPa)	22
Dust bag capacity (l)	5
Length x width x height (mm)	380x260x570
Cable length (m)	15
Weight (kg)	4.5
FEATURES	
Dust bag (1 pcs)	•
STANDARD EQUIPMENT	
HOSE CONICAL COMPLETE	147 1236 500
COMBI NOZZLE RD295P W.CLIP	107417790
TELESCOPIC TUBE ALUMINIUM	011 8130 500
SACK FLITER	147 1100 500
HEPA FILTER	147 1250 600
HARNESS STD.CPL	147 1090 510
ITEM NO.	107417924

GD 5 Battery – Commercial Dry Vacs



Cordless backpack vacuum cleaner

- Maximum freedom and mobility thanks to the cordless and ergonomic backpack design
- High productivity with up to 60 minutes of runtime on a fully charged 36V Lithium battery
- Best in class charge time of only 40 minutes offers continuous cleaning with the use of two batteries
- Optimal performance with boost function adds suction power for heavy duty cleaning
- Low sound pressure level enabling cost-effective daytime cleaning
- Optional HEPA filter available for optimised air quality

The Nilfisk GD 5 Battery vacuum cleaner offers greater freedom and mobility without the need for mains power as well as providing a safer environment as cable trip hazards are eliminated. Productivity is increased as the cleaning radius is unrestricted plus no need to change sockets for uninterrupted cleaning. The GD 5 Battery can easily clean in hard to reach areas and confined spaces including underneath seating, furniture, stairways and lifts.



TECHNICAL DATA

GD5 BATTERY UK/CH

Rated power (W)	650
Suction power end of tube (W)	45/116
Airflow (l/sec.)	21.7/26.7
Dust bag capacity (l)	5
Length x width x height (mm)	240x330x755
Weight (kg)	5.3
Sack filter area (cm ²)	1397
Battery charge time (min.)	≤ 40
Battery run time (min.)	60/30

FEATURES

Dust bag (1 pcs)	•
Battery version	•



STANDARD EQUIPMENT

HOSE CONICAL COMPLETE	147 1236 500
CREVICE NOZZLE	107408039
NOZZLE MULTI SURFACE 32 MM	140 6700 540
BRUSH NOZZLE D32	140 8244 500
COMBI NOZZLE RD295P W.CLIP	107417790
PRE FILTER	147 1095 500
SACK FILTER	147 1100 500
TELESCOPIC TUBE ALUMINIUM	011 8130 500
BATTERY FAST CHARGER LI 500W - UK/CH	41600865
BATTERY LI 36V 10S4P + BATTERY HANDLE	41600872

ITEM NO.

41600842

VU500 – Upright Vacuum Cleaners



High performing and easy to use upright vacuum

- Quick release cord clip
- Detachable power cable removal for quick service
- Certified HEPA filter
- Durable non-marking and tear resistant bumper
- Convenient handle for lifting
- Tools-free brush removal

The VU500 delivers an exceptional cleaning performance in an easy to use, easy to maintain upright vacuum that is designed to withstand stringent environmental requirements. The automatic, self-adjusting brush height ensures consistent cleaning performance and maximum productivity when cleaning different floor surfaces.



TECHNICAL DATA	VU500 12	VU500 15
Sound power level dB(A) IEC/EN 60335-2-69	80	80
Rated power (W)	900	900
Suction power end of tube (W)	130	130
Airflow (l/sec)	27	27
Vacuum at nozzle (kPa)	3.5	3.5
Dust bag capacity (l)	10	10
Length x width x height (mm)	330x390x1180	330x390x1180
Cable length (m)	10	10
Weight (kg)	8	8.5
FEATURES		
Detachable cord	•	•
Compact design	•	•
Cable storage	•	•
No tool brush removal	•	•
Ergonomic handle	•	•
Hose storage holders	•	•
STANDARD EQUIPMENT		
HOSE STRETCHABLE	147 0950 500	147 0950 500
CREVICE NOZZLE D35	147 1203 500	147 1203 500
HEPA FILTER	147 1250 600	147 1250 600
BRUSH 12INCH RED	107407697	107407697
BRUSH 15 INCH		147 0930 510
EXTENSION TUBE 35MM	147 0851 500	147 0851 500
ITEM NO.	107418426	107418433

GU 700A – Upright Vacuum Cleaner



For cleaning large areas of carpet


- Effective cleaning with 2 vacuum motors and 1 brush motor
- Built in hose and tube for hard to reach areas
- Comes complete with built in accessories
- Large dust bag capacity of 35 litres and 640 mm cleaning width for productive cleaning of large areas

The GU 700A is an optimal upright solution for daily cleaning of large areas of carpet. It is the right machine to choose when jobs need doing quickly and thoroughly. The separate motors for the brush and vacuum provide high performance and durability together with an in depth cleaning of even solid mud.



TECHNICAL DATA	GU700A EU
Rated power (W)	2250
Tank capacity (l)	35
Suction power end of tube (W)	na
Airflow (l/sec)	52
Vacuum at nozzle (kPa)	22.2
Dust bag capacity (l)	35
Length x width x height (mm)	1040x750x970
Cable length (m)	23
Weight (kg)	51
Working width (mm)	640
FEATURES	
Motor-driven brush	•
STANDARD EQUIPMENT	
ITEM NO.	56330910

VL100 – Commercial Wet & Dry Vacuum Cleaners



Basic and simple wet & dry vacuum cleaners

- Three different container sizes 35L, 55L and 75L
- Drain hose
- Foam & Dry filters
- Stainless steel containers and steel tubes

The VL100 is a simple and easy to use wet & dry vacuum cleaner series requiring minimum training to enable use or service. Basic in construction yet robust in design, the VL100 is reliable and provides an efficient cleaning performance.



TECHNICAL DATA	VL100-35 UK GO	VL100-55 UK GO	VL100-75 UK GO
Rated power (W)	1000	2000	2000
Suction power end of tube (W)	210	380	380
Airflow (l/sec)	31	52	52
Dust bag capacity (l)	18.2	28.1	44.4
Cable length (m)	8	8	8
Weight (kg)	10	20	20.5
Container capacity (l)	35	55	75
FEATURES			
Tube holder		•	•
Dual filter system		•	•
Storage of accessories		•	•
Cable storage	•	•	•
Drain hose		•	•
STANDARD EQUIPMENT			
HOSE D32 1.9M CPL	107407308		
HOSE D40 2.5M CPL		107407336	107407336
WET FLOOR NOZZLE Ø32 RUBBER STRIP	VA82025		
WET FLOOR NOZZLE Ø40 RUBBER STRIP		VA81845	VA81845
FLOOR NOZZLE D32 BRUSH	107407311		
FLOOR NOZZLE D40 BRUSH		107407339	107407339
BRUSH NOZZLE D32	107407312		
CREVICE NOZZLE D32	107407334		
CREVICE NOZZLE D40		107408850	107408850
55L ABSORBING DUST FILTER		VA80119	VA80119
CLOTH FILTER ASSEMBLY	VA81990		
EXTENSION TUBE D32 - SS	107407309		
EXTENSION TUBE D40 - SS		107407337	107407337
ITEM NO.	50000341	50000351	50000361

VL500 – Commercial Wet & Dry Vacuum Cleaners



Commercial wet & dry vacuum cleaners

- Easy changing of filters with a hinged motor head to protect the machine and speed up the process
- Emptying the container without having to remove the motor head makes operation fast and easy, without risk of damage to critical components
- The Nilfisk Ergo Tipping system enables you to empty a completely filled container of fluid without excessive effort (55L & 75L models)
- Dual power for heavy duty cleaning (55L & 75L model)

The Nilfisk VL500 series of wet and dry vacuum cleaners contains three models 35, 55 and 75 litre containers. These vacuums offer performance and reliability that ensures a low total cost of ownership and at the same time, features that make daily cleaning tasks easier, faster and safer. The dual filtration system allows the machine to be used in both wet and dry applications without the need to change filters.



TECHNICAL DATA	VL500 35 EDF	VL500 55-2 EDF	VL500 75-2 EDF
Rated power (W)	1350	2500	2500
Tank capacity (l)	35	55	75
Suction power end of tube (W)	250	200	200
Airflow (l/sec)	48	72	72
Vacuum at nozzle (kPa)	20	21	21
Dust bag capacity (l)	18	28	44
Length x width x height (mm)	460x420x730	660x620x890	660x620x1030
Weight (kg)	12.5	27.5	28.5
Cable length (m)			10
Sack filter area (cm ²)	-	-	-
Wet filter area (cm ²)	1051	1840	1840
Cartridge filter area (cm ²)	2070	4410	
FEATURES			
Tube holder	•		
Dual filter system	•	•	•
Storage of accessories	•	•	•
Dual power		•	•
Folding transport handle		•	•
Adjustable handle		•	•
Drain hose		•	•
Ergo tipping		•	•
STANDARD EQUIPMENT			
HOSE D32 1.9M CPL	107407308		
HOSE D40 2.5M CPL		107407336	107407336
HARDFLOOR NOZZLE 300MM x Ø32MM - KIT	107416575		
HARDFLOOR NOZZLE 400MM x Ø40MM - KIT		107416577	107416577
FLOOR NOZZLE D32 BRUSH	107407311		
FLOOR NOZZLE D40 BRUSH		107407339	107407339
BRUSH NOZZLE D32	107407312		
CREVICE NOZZLE D32	107407334		
CREVICE NOZZLE D40		107408850	107408850
CARTRIDGE FILTER	107407297	107407300	107407300
WET FILTER	107407299	107407302	107407302
TUBEHOLDER D40		107407335	107407335
EXTENSION TUBE D32 - SS	107407309		
EXTENSION TUBE D40 - SS		107407337	107407337
ITEM NO.	107405171	107405173	107405174

Overview of Accessories



Nozzles

Upholstery nozzle, round brush, crevice nozzle



Floor nozzles

Combination and multi surface nozzles



Electro nozzle

For use on carpets



Dust bag

Synthetic



Dust bag

Paper bags



Wet and dry filter

For VL500 series



Sack filter




Tubes

Chrome, steel, aluminium.
Telescopic or basic



Cover HEPA

For VL500 series



HEPA filter

For VP 930



Hose

For VP 930

Features – designed to meet our customer needs!

Nilfisk offers you a complete range of innovative and powerful wet & dry vacuum cleaners - all designed to accommodate not only your most demanding professional cleaning needs, but also to match your specific level of requirements in terms of suction power, with features such as advanced filtration, very low noise, high performance and automatic or semi-automatic filter cleaning.

XtremeClean™

This advanced technology delivers automatic filter cleaning while you work at full vacuum performance. Using either valve or servo based solutions, XtremeClean™ ensures an even longer lifetime, high efficiency and prevents power loss through restricted airflow – without interruptions.

InfiniClean™

InfiniClean™ automatically cleans the filter during operation using a reversed air pulse that is activated every 15 seconds – increasing the airflow up to 20%. The durable and washable PTFE long-life filter with non-stick membrane can be used for both wet and dry pick-up.

Push&Clean™

This technology allows fast and simple cleaning of the filter cartridge. When pushing the filter cleaning button, the surrounding air enters the filter cartridge in the opposite direction. Dirt is blasted off the filter and the suction performance is high again. A comfortable, powerful yet gentle way of cleaning the filter.

MultiFit™

MultiFit was conceived so that all suction hoses, regardless of whether the diameter is 27, 32, 36, 38 or 50 mm, can be connected to the vacuum without further expenditure. On most models, the MultiFit hose inlet gives the flexibility to choose between universal or AntiStatic hoses.

SoftStart™

A voltage dropout can lead to system break downs if the appliance is sensitive to voltage fluctuation. SoftStart keeps the starting current low and reduces voltage dropout. The function is certified by an independent testing institution.

AntiStatic

The friction of dust particles can cause a build-up of static electricity in the hose which can cause electrical shocks or even ignite explosive material or combustible dust. The Nilfisk AntiStatic system means that the vacuum inlet fittings are earthed and electrostatic charges are prevented.

AutoOnOff™

By connecting the tool directly to the machine, dust is vacuumed directly from source and the vacuum is switched automatically on and off with the tool. Follow up controls are included for the complete emptying of the suction hose and continuous power regulation.

SystemEC™

The SystemEC, used in all Nilfisk ATEX ZONE 22 vacuums, is a single-phase drive system developed with an electronically commutated direct current motor. The motor is electronically controlled, making carbon brushes unnecessary.

FlowSensor™

This patented technology, used in all Nilfisk H and M class and TYPE 22 vacuum cleaners electronically measures air flow directly with the use of two thermal gates. Air flow can be determined in all operating conditions regardless of hose diameter and/or power supply fluctuation.

Powerful, intelligent and economical – whichever vacuum cleaner you choose

Nilfisk offers a wide range of commercial and industrial vacuum cleaners, providing cleaning professionals with the right solution for every task. Our range of vacuum cleaners covers everything from dry canister vacs to wet & dry vacs.

Commercial dry vacuum cleaner

The SALTIX 10 is a reliable and compact tub vacuum for everyday use. The powerful motor and high quality nozzle ensures superior efficiency and the durable design makes sure that the machine can be relied upon day in and day out. The high filling capacity of the SALTIX 10 means less time spent changing dust bags and the lightweight design makes it easy to move from place to place. To help with easy maintenance and to maximise safety, an orange detachable power cord is included as standard.



Commercial wet & dry vacuum cleaners

The MAXXI II platform includes durable machines with 35 to 75 litre containers that can take on any application, big or small. With outstanding performance and features like easy emptying and corrosion resistance, our range of wet & dry vacs perform well on dry, wet or damp dirt. The dual filter system allows the machine to be used on both wet and dry applications without the need to change filters. It combines productivity, high quality and ease of use into a workhorse of a wet & dry vacuum cleaner.



Compact single-phase wet & dry vacuum cleaners

The AERO 21/26 series feature the Push&Clean™ semi-automatic filter cleaning system, ergonomic design and convenient accessory storage. Being compact, lightweight and robust, these vacuums can easily be transported to any location making them ideal for workers within industry, automotive and building & construction. These are available in a 20 or 25 litre container capacity.

ATTIX range – top performance with less hassle

The ATTIX range is designed for demanding clean-up applications and always with the user in mind. Always ensuring productivity and efficiency wherever heavy cleaning is necessary, or where potentially hazardous dust needs to be safely collected.

Industrial single-phase wet & dry vacuum cleaners



The ATTIX 30, 40 & 50 represents a possibility of achieving superior suction power and innovative features. Silent and mobile, wet or dry - when high performance and robustness is required. Available with Push&Clean™ semi-automatic filter cleaning system.



The ATTIX 33 & 44 represents superior dust extraction for professional and safe cleaning. They are robust and easy to handle – also when it comes to transportation from one site to another. All models offer flexible storage solutions for tools and accessories, so everything you need is at hand.



The ATTIX 7 is perfect for users who need big capacity and features that focus on efficiency. Our most silent vacuum with superior suction performance, stainless steel tilt or lift-out container, XtremeClean™ automatic filter cleaning, antistatic capability and more.



The ATTIX 9 is designed with dual motors to withstand the toughest applications. With the ATTIX 9 range, the high end of the industrial vac line of Nilfisk is complete! A versatile, high performance unit for demanding everyday vacuuming.

Self-service vacuum cleaners

Modern, attractive and flexible. Developed primarily for use in petrol stations, the SB series is built for the rigors of outdoor use in all kinds of weather.

Coin-operated self-service vacuums with special requirements. Single motor or dual motor machines are available. All models use a simple cloth filter system for easy maintenance. Done to perfection, down to the smallest detail.



The ATTIX Safety range – a solution for every need

Hazardous dust demands the highest level of safety to ensure maximum health protection. Nilfisk health and safety vacuum cleaners span all dust classes – **L** (low), **M** (medium), **H** (high), **Asbestos** and explosive dusts classified as **ATEX Type 22**.



L class safety vacuums

Dusts from dust class L may be picked up using these vacuum cleaners. These include dusts with OEL values $> 1 \text{ mg/m}^3$. This is the standard for simple, harmless dust such as house dust and materials such as soil.



M class safety vacuums

Dusts from dust classes L and M may be picked up using these vacuum cleaners. These include all health-endangering, non-carcinogenic dusts with OEL-values $> 0.1 \text{ mg/m}^3$ and wood dusts.

Application: Industry sectors as chemicals, wood, plastics, metal, pharmaceuticals, paper and textiles; for craftsmen including carpenters, joiners and painters. If you are working with M class hazardous dust, you will find the perfect wet & dry solution here.



H class safety vacuums

Dusts from dust classes L, M and H including Asbestos may be picked up using these vacuum cleaners. These include all health-endangering dusts with OEL-values, all carcinogenic dusts and dusts contaminated with germs and bacteria.

Application: Industry and trade sectors as chemicals, plastics, pharmaceuticals, mining, paper and textiles; for craftsmen such as roofers and painters. If you are working with H class hazardous dust, you will find the perfect wet & dry solution here.




ATEX zone 22 safety vacuums

Dusts from dust classes L and M as well as explosive dusts may be picked up using these vacuum cleaners. These include all non-carcinogenic dusts with OEL values $> 0.1 \text{ mg/m}^3$ and/or flammable dusts in ATEX zone 22 applications.

Application: Industry and trade sectors as chemicals, wood, plastics, metal, pharmaceuticals, paper and textiles; for craftsmen such as carpenters, bakers and floor layers.

If you are working in an ATEX zone 22 explosive dust environment, you will find the perfect wet & dry solution here. Choose from many different container sizes and performance levels, all with features that will enhance your working efficiency and minimise your operating costs.

SALTIX 10 – Commercial Dry Vacuum Cleaner



Reliable and compact tub vacuum for everyday use

- Low sound pressure level of just 62 dB(A) makes this vacuum suitable for daytime cleaning
- Weighs just 5.5 kg making it easy to move from place to place
- Large 10 litre container with 8 litre dust bag net filling
- Detachable orange cord
- Entire machine, including hose and wand, can be carried safely and comfortably in one hand
- Certified HEPA filter as standard
- Lightweight aluminium tube

The powerful motor and high quality nozzle ensures superior efficiency and the durable design makes sure that the machine can be relied upon day in and day out. The very high filling capacity of the SALTIX 10 means less time spent changing dust bags and the lightweight design makes it easy to move from place to place.



TECHNICAL DATA	SALTIX 10 UK
Airflow rate (l/min.)	1940
Vacuum (mbar/kPa)	800
Power Piec (W)	
Sound pressure level (dB(A) BS 5415)	62
Dust bag capacity (l)	8
Volt/frequency (V/Hz)	220/50-60
Weight (kg)	5.5
Cable length (M)/ plug type	10
Hose length (m)	1.9
Length x width x height (mm)	395x340x390
Sound power level dB(A) IEC/EN 60335-2-69	73
FEATURES	
Detachable cord	•
Dust bag (1 pcs)	•
Cable storage	
STANDARD EQUIPMENT	
HEPA FILTER H13	147 1250 500
SACK FILTER	147 1432 500
DETACH CORD SET 10M ORANGE UK	107402677
HOSE CPL D32	147 0765 500
EXTENSION TUBE ALUMINIUM	011 6431 500
BRUSH NOZZLE D32	140 8244 500
CREVICE NOZZLE D32 L153 BLACK	
COMBI NOZZLE RD277 KIT	
COMBI NOZZLE RD295P W.CLIP	107417790
ITEM NO.	107415317

MAXXI II Commercial Wet & Dry Vacuum Cleaners



Commercial wet and dry dual filter vacuum cleaners


- Dual filter system to handle both wet and dry applications without the need to change filters
- Easy emptying (with motor head fitted)
- Stainless steel tubes
- Intuitive single handed locking mechanisms
- Wet mesh sack filter protecting the motor from foam ingress
- Flexible and handy mounting of tools and accessories
- Fixed steel push handle
- Tipping mechanism for easy emptying
- Transparent drain hose for indication of water level in the container
- The containers can be easily lifted off the trolley for cleaning or maintenance

The Nilfisk MAXXI II series of wet and dry vacuum cleaners contains three models 35, 55 and 75 litre containers. The dual filtration system allows the machine to be used in both wet and dry applications without the need to change filters. Thanks to MultFit connection the MAXXI II tools are compatible with all ATTIX accessories.



TECHNICAL DATA	MAXXI II 75-2 WD 220-240V 50-60Hz UK	MAXXI II 55-2 WD 220-240V 50-60Hz UK	MAXXI II 35 WD 220-240V 50-60Hz UK
Airflow rate (l/min.)	4320	4320	2880
Vacuum (mbar/kPa)	210/21	210/21	200/20
Power Piec (W)	2400	2400	1250
Sound pressure level (dB(A) BS 5415)	66	66	62
Tank capacity (l)	75	55	35
Dust bag capacity (l)	44	28	18
Volt/frequency (V/Hz)	220-240/50-60	220-240/50	220-240/50
Weight (kg)	28	25.5	12.5
Cable length (M)/ plug type	10/UK	10/UK	10/UK
Hose length (m)	2.5	2.5	1.9
Length x width x height (mm)	840x620x1000	840x620x1000	460x420x740
FEATURES			
Tube holder	•	•	•
Dual filter system	•	•	•
Cable storage	•	•	
Accessory holders	•	•	•
Drain hose	•	•	
Dual motor	•	•	
STANDARD EQUIPMENT			
BRUSH STRIPS FOR 60356			60358
CARTRIDGE FILTER	107407300	107407300	107407297
WET FILTER	107407302	107407302	107407299
HOSE D40 2.5M CPL	107407336	107407336	
HOSE D32 1.9M CPL			107407308
EXTENSION TUBE D40 - SS	107407337	107407337	
EXTENSION TUBE D32 - SS			107407309
HARDFLOOR NOZZLE 400MM x Ø40MM - KIT	107416577	107416577	
HARDFLOOR NOZZLE 300MM x Ø32MM - KIT			107416575
FLOOR NOZZLE D40 BRUSH	107407339	107407339	
FLOOR NOZZLE D32 BRUSH			107407311
BRUSH NOZZLE D32			107407312
CREVICE NOZZLE D40	107408850	107408850	
CREVICE NOZZLE D32			107407334
ITEM NO.	107405178	107405177	107405175

AERO 21 – Compact Single-phase Wet & Dry Vacuums



Compact wet & dry vacuum cleaners with filter cleaning and simple features

- Washable PET fleece filter with minimum 99,9% filtration efficiency
- MultiFit accessory system for ultimate flexibility
- Convenient accessory and cable storage
- Exhaust air blow function
- Stable wheels and ergonomic design for safe operation

The AERO 21 is the smallest model in the AERO 21/26 series with compact design and easy to use features such as Push&Clean™ filter cleaning system and convenient accessory storage. The 20 litre machine has efficient suction performance, robust trolley and lifting handle.



TECHNICAL DATA	AERO 21-01 PC 110V 50-60Hz GB	AERO 21-01 PC 203V 50-60Hz GB
Airflow rate (l/min.)	3600	3600
Vacuum (mbar/kPa)	210/21	210/21
Power Pmax (W)	1250	1250
Power Pic (W)	1000	1000
Working sound level (dB(A))	64	64
Container volume (l-max)	20	20
Mains connection (V/~/Hz/A)	110/1/50-60/16	230/1/50-60/13
Length x width x height (mm)	375x385x505	375x385x505
Weight (kg)	7.5	7.5
El cable (m)	7.5	5
Main filter type	PET	PET
Filter cleaning system	Push&Clean	Push&Clean
FEATURES		
Hose holder	•	•
Fleece filter bag 1 pcs	•	•
STANDARD EQUIPMENT		
SUCTION HOSE D32x1900 CPL.	107405600	107405600
EXTENSION TUBE D36 2X500MM ALU	107400032	107400032
FLOOR NOZZLE D36x300MM W/D KIT	107402706	107402706
UNIVERSAL NOZZLE D36X115	14295	14295
CREVICE NOZZLE D36X200	29541	29541
FILTER ELEMENT Ø185X140 PET M-CLASS	302000490	302000490
ITEM NO.	107406610	107406611

AERO 26 – Compact Single-phase Wet & Dry Vacuums



Compact wet and dry vacuum cleaners with filter cleaning and ergonomic design

- Washable PET fleece filter with minimum 99,9% filtration efficiency
- MultiFit accessory system for ultimate flexibility
- Convenient accessory/cable storage and tool deposit
- Exhaust air blow function
- Flexible rubber strap for hose storage

The AERO 26 is a reliable and compact vacuum cleaner developed with a high focus on the variety of applications and end-user needs within industry, automotive and building and construction. It is a lightweight and robust machine with ergonomic design, semi-automatic filter cleaning and convenient storage solutions. A Power socket with AutoOnOff activates the machine when the power tool operates providing efficient dust extraction from the power tool.



TECHNICAL DATA	AERO 26-21 PC 110V 50-60Hz GB	AERO 26-21 PC 230V 50-60Hz GB
Airflow rate (l/min.)	3600	3600
Vacuum (mbar/kPa)	210/21	210/21
Power Pmax (W)	1250	1250
Power Pic (W)	1000	1000
Working sound level (dB(A))	64	64
Container volume (l-max)	25	25
Mains connection (V/~/Hz/A)	110/1/50-60/16	230/1/50-60/15
Length x width x height (mm)	375x390x530	375x390x530
Weight (kg)	9	9
El cable (m)	7.5	5
Main filter type	PET	PET
Filter cleaning system	Push&Clean	Push&Clean
FEATURES		
Automatic On/Off-elec. tools	•	•
Fleece filter bag 1 pcs	•	•
Container lift/tilt handle	•	•
STANDARD EQUIPMENT		
SUCTION HOSE D32X3500 CPL.	107406115	107406115
EXTENSION TUBE D36 2X505MM ST/CR	302000529	302000529
TOOL ADAPTER WITH SUCTION REGULATION D32	107409977	107409977
FLOOR NOZZLE D36x300MM W/D KIT	107402706	107402706
UNIVERSAL NOZZLE D36X115	14295	14295
SUCTION BRUSH D36 BLACK	302002509	302002509
CREVICE NOZZLE D36X200	29541	29541
FILTER ELEMENT Ø185X140 PET M-CLASS	302000490	302000490
ITEM NO.	107406613	107406614

ATTIX 30 – Single-phase Wet & Dry Vacuums



Silent and mobile wet & dry industrial vacuum cleaners with superior suction power



- Compact, ergonomic and powerful
- Push&Clean™ filter cleaning system takes care of filter cleaning tasks in just a few seconds
- Washable PET fleece filter for high efficiency and low maintenance costs
- SilentPower. High performance that is seen, but not heard
- 30 litre container volume and a fleece filter bag for effective filtration

The compact size and big performance of the ATTIX 30, along with the wide range of available models, make it a perfect choice for people who move with their work from place to place. The ergonomic design and low noise level emphasise our focus on real user benefits and longer working time.



TECHNICAL DATA	ATTIX 30-01 PC 230V 50-60Hz GB	ATTIX 30-01 PC 110V 50Hz GB	ATTIX 30-21 PC 230V 50-60Hz GB	ATTIX 30-21 PC 110V 50Hz GB
Airflow rate (l/min.)	3700	3200	3700	3200
Vacuum (mbar/kPa)	250/25	230/23	250/25	230/23
Power Pmax (W)	1500	1150	1500	1150
Power Piec (W)	1200	1000	1200	1000
Working sound level (dB(A))	59	59	59	59
Container volume (l-max)	30	30	30	30
Mains connection (V/~/Hz/A)	230/1/50-60/13	110/1/50/16	230/1/50-60/13	110/1/50/16
Length x width x height (mm)	450x380x595	450x380x595	450x380x595	450x380x595
Weight (kg)	10	10	10	10
El cable (m)	10	10	10	7,5
Main filter type	PET	PET	PET	PET
Filter cleaning system	Push&Clean	Push&Clean	Push&Clean	Push&Clean
FEATURES				
Softstart			•	•
Anti-static system	•		•	•
Motor speed control			•	•
Automatic On/Off-elec. tools			•	•
Storage of accessories	•	•	•	•
Extra socket for tool			•	•
Fleece filter bag 1 pcs	•	•	•	•
STANDARD EQUIPMENT				
UNI. HOSE Ø36X3000MM W COUPLING EVA	46948	46948		
CURVED HAND TUBE D36MM ST/CR	302000528	302000528		
EXTENSION TUBE D36 2X505MM ST/CR	302000529	302000529		
COMBI NOZZLE Ø36X260MM PP	302000477	302000477		
CREVICE NOZZLE Ø36X300 PP	6084	6084		
HOSE D27X3500 AS WITH TOOL ADAPTER			107406091	107406091
FILTER ELEMENT Ø185X140 PET M-CLASS	302000490	302000490	302000490	302000490
ITEM NO.	302003625	302003626	302003627	107409041

ATTIX 33 – Single-phase Wet & Dry Vacuums



Superior and powerful dust extractor

- InfiniClean™ - Automatic filter cleaning system which minimises performance loss
- PTFE long-life filter with non-stick membrane and minimum 99.9% filtration efficiency
- Dust class L certification (selected models)
- Unique dual filter solution available with HEPA filtration
- 30 litre container with steel castors and robust bumper
- MultiFit accessory system for the ultimate in task flexibility
- Flexible rubber straps, tool box storage and optional trolley handle for convenient storage and transport
- Optional motor cooling filter, exhaust air collector and long-life filter bag

The ATTIX 33 series comes with superior suction power, sealed dust system, automatic filter cleaning and several other user benefits - designed to meet the tough requirements in building & construction and other industries. A superior solution for professional customers looking for a robust, safe and reliable machine.



TECHNICAL DATA	ATTIX 33-01 IC 110-120V 50/60HZ GB	ATTIX 33-01 IC 220-240V 50/60HZ GB	ATTIX 33-2L IC 110-120V 50/60HZ GB	ATTIX 33-2L IC 220-240V 50/60HZ GB
Airflow rate (l/min.)	4200	4500	4200	4500
Vacuum (mbar/kPa)	230/23	250/25	230/23	250/25
Power Pmax (W)	1200	1400	1200	1400
Power Piec (W)	1000	1200	1000	1200
Working sound level (dB(A))	60	60	60	60
Container volume (l-max)	30	30	30	30
Mains connection (V~/Hz/A)	110/1/50-60/16	230/1/50-60/13	110/1/50-60/16	230/1/50-60/13
Length x width x height (mm)	565x385x520	565x385x520	565x385x520	565x385x520
Weight (kg)	14.5	14.5	14.5	14.5
El cable (m)	7.5	7.5	7.5	7.5
Main filter type	PTFE	PTFE	PTFE	PTFE
Filter cleaning system	InfiniClean	InfiniClean	InfiniClean	InfiniClean
FEATURES				
Softstart	•	•	•	•
Anti-static system	•	•	•	•
Automatic On/Off-elec. tools			•	•
L-class hazardous dust approval			•	•
Disposal bag 1 pcs	•	•	•	•
Fleece filter bag 1 pcs.				
Tool box storage system				
STANDARD EQUIPMENT				
UNIV HOSE WITH HAND TUBE D32X3500 CPL.	107409976	107409976		
CURVED HAND TUBE Ø36MM SS			46691	46691
EXTENSION TUBE Ø36 2X505MM SS			107408074	107408074
EXTENSION TUBE D36 2X505MM ST/CR	302000529	302000529		
TOOL ADAPTER D27 QUICKSYSTEM			302000535	302000535
FLOOR NOZZLE Ø36X300MM	302002331	302002331	302002331	302002331
CREVICE NOZZLE D36X200	29541	29541	29541	29541
HOSE Ø32X4000MM AS RED			107413543	107413543
FLAT FILTER PTFE M-CLASS 1 PCS	107413540	107413540	107413540	107413540
FLEXIBLE STRAP SET 2 PCS			107413553	107413553
ITEM NO.	107412111	107412110	107412113	107412112

ATTIX 40 – Single-phase Wet & Dry Vacuum



Industrial wet & dry vacuum cleaner with stainless steel container

- Compact, ergonomic, and powerful
- Push&Clean™ filter cleaning system takes care of filter cleaning tasks in just a few seconds
- SoftStart™ will safeguard you from blown fuses
- High quality stainless steel container
- Low working sound level
- Washable PET fleece filter with minimum 99.9% filtration efficiency
- Accessory storage and tool deposit

The ATTIX 40 gives superior suction power in a compact and flexible solution. Silent, small and mobile, but with the same convincing suction performance as the larger ATTIX 50, this is the perfect solution for commercial and industrial use with an easy to clean corrosion proof stainless steel container.



TECHNICAL DATA	ATTIX 40-01 PC INOX 230V 50-60Hz EU
Airflow rate (l/min.)	3700
Vacuum (mbar/kPa)	250/25
Power Pmax (W)	1500
Power Pic (W)	1200
Working sound level (dB(A))	59
Container volume (l-max)	37
Mains connection (V~/Hz/A)	230/1/50-60/16
Length x width x height (mm)	450x440x735
Weight (kg)	13
El cable (m)	7.5
Main filter type	PET
Filter cleaning system	Push&Clean
FEATURES	
Softstart	•
Anti-static system	•
Storage of accessories	•
Fleece filter bag 1 pcs	•
STANDARD EQUIPMENT	
UNI. HOSE Ø36X3000MM W COUPLING EVA	46948
CURVED HAND TUBE Ø36MM SS	46691
EXTENSION TUBE Ø36 2X505MM SS	107408074
FLOOR NOZZLE D36X400MM W/D	302003666
CREVICE NOZZLE D36X200	29541
FILTER ELEMENT Ø185X140 PET M-CLASS	302000490
ITEM NO.	107413593

ATTIX 50 – Single-phase Wet & Dry Vacuums



Wet & dry vacuum cleaners with superior suction power for high-frequency cleaning

- Compact, ergonomic, and powerful
- Push&Clean™ filter cleaning system takes care of filter cleaning tasks in just a few seconds
- Washable PET fleece filter for high efficiency and low maintenance costs
- SilentPower. High performance that is seen, but not heard
- Large container volume
- SoftStart™ will safeguard you for blown fuses
- Cleanroom version available for Class 5-9, ISO 14644_1
- AntiStatic System

The ATTIX 50 combines high performance with a big container capacity - the ideal solution for customers with high frequency and demanding cleaning needs. The ergonomic design ensures functional and user-friendly operation.



TECHNICAL DATA	ATTIX 50-01 PC 230V 50-60Hz GB	ATTIX 50-01 PC 230V 50-60Hz VLT GB	ATTIX 50-01 PC 110V 50Hz GB	ATTIX 50-21 PC 230V 50- 60Hz CLEAN ROOM EU
Airflow rate (l/min.)	3700	3700	3200	3200
Vacuum (mbar/kPa)	250/25	250/25	230/23	230/23
Power Pmax (W)	1500	1500	1150	1400
Power Piec (W)	1200	1200	1100	1100
Working sound level (dB(A))	59	59	59	60
Container volume (l-max)	47	47	47	47
Mains connection (V~/Hz/A)	230/1/50-60/13	230/1/50-60/13	110/1/50/16	230/1/50-60/16
Length x width x height (mm)	450x380x750	450x380x750	450x380x750	450x380x750
Weight (kg)	11	11	11	11
El cable (m)	10	10	10	7.5
Main filter type	PET	PET	PET	HEPA
Filter cleaning system	Push&Clean	Push&Clean	Push&Clean	Push&Clean
FEATURES				
Softstart	•	•	•	•
Anti-static system	•	•	•	•
Motor speed control				•
Automatic On/Off-elec. tools				•
Brushless longlife 1-ph. motor				•
Storage of accessories	•	•	•	•
Fleece filter bag 1 pcs	•	•	•	•
STANDARD EQUIPMENT				
UNI. HOSE Ø36X3000MM W COUPLING EVA	46948		46948	
HOSE Ø36X5000MM AS W COUPLING		302001682		302001682
CURVED HAND TUBE D36MM ST/CR	302000528		302000528	
EXTENSION TUBE D36 2X505MM ST/CR	302000529		302000529	
TOOL ADAPTER D27 QUICKSYSTEM				302000535
FLOOR NOZZLE D36X400MM W/D	302003666		302003666	
CREVICE NOZZLE D36X200	29541	29541		
FILTER ELEMENT Ø185X140 PET M-CLASS	302000490	302000490	302000490	
FILTER ELEMENT Ø211X140 H-CLASS				302000658
MOTOR COOLING FILTER KIT				302003721
EXHAUST AIR COLLECTOR				302003717
ITEM NO.	302003630	302003631	302004262	107400412

ATTIX 7 – Single-phase Wet & Dry Vacuums



Very quiet, large capacity wet & dry vacuum cleaners

- The ATTIX 7 combines industrial specification, robust construction and power
- XtremeClean™ fully automatic filter cleaning system (selected models) takes care of filter cleaning tasks in just a few seconds without interrupting your work
- Washable PET Fleece filter for high efficiency and low maintenance costs
- SilentPower. High performance that is seen, but not heard
- 70 litre stainless steel container and a filter bag for the ultimate in effective filtration and working efficiency

The ATTIX 7 series is perfect for users who need high capacity vacuuming and features that focus on efficiency. Our most silent vacuum, with superior suction performance, stainless steel tilt or lift-out container, automatic filter cleaning, anti-static capability and more.



TECHNICAL DATA	ATTIX 751-11 110V 50-60Hz GB	ATTIX 761-21 XC 110V 50-60Hz GB	ATTIX 791-21 EC 230V 50-60Hz EU
Airflow rate (l/min.)	3600	3600	3800
Vacuum (mbar/kPa)	230/23	230/23	250/25
Power Pmax (W)	1500	1500	1500
Power Pic (W)	1200	1200	1200
Working sound level (dB(A))	57	57	59
Container volume (l-max)	70	70	70
Mains connection (V~/Hz/A)	110/1/50-60/16	110/1/50-60/16	230/1/50-60/16
Length x width x height (mm)	605x580x970	605x580x970	605x580x970
Weight (kg)	25	27	25
El cable (m)	7.5	7.5	7.5
Main filter type	PET	PET Nano	PET
Filter cleaning system		XtremeClean	
FEATURES			
Filter bag	•	•	•
Tilting container	•	•	•
Motor speed control		•	•
Automatic On/Off-elec. tools		•	•
Brushless longlife 1-ph. motor			•
Extra socket for tool	•	•	•
Disposal bag 1 pcs		•	
STANDARD EQUIPMENT			
UNI. HOSE Ø36X4000MM EVA	25537		
CURVED HAND TUBE D36MM ST/CR	302000528		
EXTENSION TUBE D36 2X505MM ST/CR	302000529		
FLOOR NOZZLE Ø36X360MM WET/DRY	60356		
DIA. TUBE NOZZLE Ø36x190 MM GREY RUBBER	5067		
HOSE D27X3500 AS WITH TOOL ADAPTER		107406091	107406091
TOOL ADAPTER D27/36-24 AS		107404520	107404520
FILTER ELEMENT Ø185X140 PET M-CLASS	302000490		302000490
FILTER ELEMENT D275X187 PET NANO M-CLASS		107400562	
ITEM NO.	107409110	107409112	302001536

ATTIX 961-01 – Single-phase Wet & Dry Vacuums



Twin-motor industrial wet & dry vacuum cleaners for the toughest applications

- Twin-motor industrial performance
- Washable PET Fleece, big surface filter for high efficiency and low maintenance costs
- Push&Clean™ filter cleaning system for high efficiency
- Stainless steel tiltable and removable 70 litre container for perfect handling and disposal
- 10 metre cable for a large working radius
- Applicable for wet & dry pick up by reliable floating system
- Robust fleece filter bag standard

Tough and reliable the ATTIX 9 is ideal for difficult cleaning tasks as well as daily maintenance cleaning. Its superb performance and quality construction make the ATTIX 9 a great choice for warehouses, factories and industry.



TECHNICAL DATA	ATTIX 961-01 230V 50-60Hz GB	ATTIX 961-01 110V 50-60Hz GB
Airflow rate (l/min.)	2 x 3600	2 x 2900
Vacuum (mbar/kPa)	250/25	230/23
Power Pmax (W)	2 x 1500	2 x 1150
Power Pic (W)	2 x 1200	2 x 1000
Working sound level (dB(A))	67	67
Container volume (l-max)	70	70
Mains connection (V~/Hz/A)	230/1/50-60/13	110/1/50-60/25
Length x width x height (mm)	580x600x970	580x600x970
Weight (kg)	30	30
El cable (m)	10	10
Main filter type	PET Nano	PET Nano
Filter cleaning system	Push&Clean	Push&Clean
FEATURES		
Softstart	•	•
Tilting container	•	•
Anti-static system	•	•
Robust steel chassis	•	•
Fleece filter bag 1 pcs	•	•
STANDARD EQUIPMENT		
UNI. SUCTION HOSE Ø38X4000MM EVA	302002796	302002796
CURVED HAND TUBE D38 MM SS	302002889	302002889
EXTENSION TUBES R38 2X500 KIT	107402474	107402474
FLOOR NOZZLE D38x400 WET AND DRY	302002798	302002798
CREVICE NOZZLE Ø38x300 MM PP	302002890	302002890
FILTER ELEMENT D275X187 PET NANO M-CLASS	107400562	107400562
ITEM NO.	302002910	302002911

ATTIX 965-21 SD XC – Single-phase Wet & Dry Vacuum



Wet & dry vacuum cleaner for heavy-duty cleaning and hazardous dust collection

- Twin-motor industrial performance
- XtremeClean™ fully automatic filter cleaning system for high efficiency also available in H Class
- Big surface washable PET Nano filter cartridge for high efficiency and low maintenance costs
- Stainless steel sit down container for perfect handling and disposal
- 10 metre cable for a large working radius
- Disposal bag standard
- Socket for automatic on/off

The tougher the cleaning, the better the vacuum cleaner needs to be. This is why so much thought has gone into the design of the ATTIX 965-21 SD. With 7200 ltr. per minute of air volume, and 3000 W of maximum power, it is capable of fast, productive cleaning of dirt, metal chips and liquid spills. A range of 38 mm and 50 mm accessories are available and makes it possible to handle all kind of jobs.



TECHNICAL DATA	ATTIX 965-21 SD XC 230V 50-60Hz EU
Airflow rate (l/min.)	2 x 3600
Vacuum (mbar/kPa)	250/25
Power Pmax (W)	2 x 1500
Power Piec (W)	2 x 1200
Working sound level (dB(A))	67
Container volume (l-max)	50
Mains connection (V/~/Hz/A)	230/1/50-60/16
Length x width x height (mm)	615x690x990
Weight (kg)	45
El cable (m)	10
Main filter type	PET Nano
Filter cleaning system	XtremeClean
FEATURES	
Softstart	•
Anti-static system	•
Motor speed control	•
Robust steel chassis	•
Automatic On/Off-elec. tools	•
Release container system	•
Disposal bag 1 pcs	•
STANDARD EQUIPMENT	
FILTER ELEMENT D275X187 PET NANO M-CLASS	107400562
ITEM NO.	302002902

Self-Service (SB) Vacuums – Forecourt Vacuum Cleaners



Coin-operated self service vacuums

- Superior suction power
- Tandem models have 2 vacuum motors and suction hoses
- Available in coins or token versions
- Simple cloth filter system for quick and easy maintenance

Coin-operated self-service vacuums for use on garage forecourts. All models use a simple cloth filter system for easy maintenance.



TECHNICAL DATA	SB STATION 230V 50-60Hz EU	SB TANDEM 230V 50-60Hz EU
Airflow rate (l/min.)	4000	2 x 4000
Vacuum (mbar/kPa)	235/23.5	2 x 235/23.5
Power Pmax (W)	1700	2 x 1700
Power Pic (W)	1400	2 x 1400
Working sound level (dB(A))	75	75
Container volume (l-max)	30	2 x 30
Mains connection (V~/Hz/A)	230/1/50-60/16	230/1/50-60/16
Length x width x height (mm)	822x546x2034	1183x546x2034
Weight (kg)	90	115
Main filter type	Needle felt	Needle felt
FEATURES		
Softstart	•	•
2 suction hoses		•
Robust steel chassis	•	•
Simple cloth filter system	•	•
Automatic hose retraction	•	•
Dual motor		•
STANDARD EQUIPMENT		
UNI. HOSE Ø50X5000MM SB VAC	64084	64084
CREVICE NOZZLE Ø50X370 PE	7102	7102
SPEC CLOTH FILTER Ø375X350 NEEDLE FELT	17069	17069
COINER EURO/TOKEN 12VDC	302000305	302000305
ITEM NO.	65481	65482

Respiratory and skin diseases result in very high human costs

The handling of hazardous dust is a complex matter that demands innovative product development and competent engineering. As a specialist, Nilfisk offers proven, state-of-the-art solutions in every hazard class involving the demanding task of picking up health endangering dusts.

Working with hazardous dust demands the highest level of safety to ensure maximum health protection. Nilfisk offers Health and Safety vacuum cleaners for hazardous dust classes – **L** (light), **M** (medium), **H** (high), and asbestos, and for explosive dusts classified as ATEX Type 22. All our solutions meet the new pan-European standards and bear all the necessary statutory test symbols. The entire range is designed for professionals who also demand low noise operation, ergonomics, long-life and reliable performance.

Since 1997 – EN 60335-2-69, IEC 60335-2-69		Hazard Types	disposal
Dust class / zone	Max. permeability		
L	1%	Removes 99% of: <ul style="list-style-type: none"> • Dusts with OEL values > 1mg/m³ 	-
M	0.1%	Removes 99.9% of: <ul style="list-style-type: none"> • Dusts with OEL values > 0.1mg/m³ • Wood dust 	Low dust
H	0.005%	Removes 99.995% of: <ul style="list-style-type: none"> • Dusts with OEL values • Carcinogenic dusts • Dusts with germs or bacteria 	Dust free
Asbestos requirement	as H	<ul style="list-style-type: none"> • Asbestos dust 	
Explosive dusts (ATEX Zone 22)	Type 22 - As dust class L, M or H, with additional requirements	<ul style="list-style-type: none"> • Dusts of dust explosion classes St1, St2 and St3 in ATEX Zone 22 (previously zone 11) 	Basic machine for ATEX Zone 22 with test M or H



These vacuum cleaners permit picking up dusts from dust class L. These include dusts with OEL values > 1 mg/m³.



These vacuum cleaners permit picking up dusts from dust classes L and M. These include all health-endangering, non-carcinogenic dusts with OEL values > 0.1 mg/m³ and hardwood dusts.



These vacuum cleaners permit picking up dusts from dust classes L, M and H. These include all health-endangering dusts with OEL values, all carcinogenic dusts and dusts contaminated with germs and bacteria.




Asbestos is a group of naturally-occurring inorganic crystalline silicates which are found in the form of fibres. When subjected to mechanical loads these fibres can split, producing even thinner fibres, which can consequently be deposited in the lungs. Asbestos is not used anymore, but a lot of materials and buildings that contain asbestos have to be renovated. Asbestos dusts are only permitted to be picked up with vacuum cleaners conforming to dust class H.



These vacuum cleaners are approved to pick up explosive/flammable dust in ATEX Zone 22 as well as dust from dust classes L, M or H. Furthermore these vacuum cleaners are approved to be used as dust extractors.

AERO 26 – Compact Single-phase for Hazardous Dusts



- The industry's first compact safety vacuum cleaner that helps you work safely and can be moved around your workshop with ease
- Upgraded with the latest technology including state-of-art air velocity measurement system and a double sealed filter enabling high performance of your vacuum cleaner
- Smart operation via Bluetooth remote control enables easier ON/OFF functionality, auto detection of power tools, alarm notification, and more convenient operation
- Protects from electric shock with fully antistatic hose system
- Reduced noise level – the latest AERO SAFETY series makes significantly less noise than previous models to ensure your comfort and safety while working

The new AERO SAFETY range takes compact vacuum cleaners to another level, so you can enjoy premium performance, enhanced usability, and improved safety. From independent workshops to light industry – a versatile vacuuming solution is a must to ensure your safety on the job.



TECHNICAL DATA	AERO 26-2M PC 220-240V 50/60HZ GB	AERO 26-2M PC 110V 50/60HZ GB	AERO 26-2H PC 220-240V 50/60HZ GB	AERO 26-2H PC 110V 50/60HZ GB
Airflow rate (l/min.)	3700	3700	3700	3700
Vacuum (mbar)	245	245	245	245
Power Pmax (W)	1500	1500	1500	1500
Power Piec (W)	1200	1200	1200	1200
Working sound level (dB(A))	61	61	61	61
Container volume (l-max)	25	25	25	25
Mains connection (V/~ /Hz/A)	230/1/50-60/13	110/1/50-60/16	230/1/50-60/13	110/1/50-60/16
Length x width x height (mm)	375x390x530	375x390x530	375x390x530	375x390x530
Weight (kg)	10	10	10	10
El cable (m)	7.5	7.5	7.5	7.5
Main filter type	PET	PET	PTFE	PTFE
Filter cleaning system	Push&Clean	Push&Clean	Push&Clean	Push&Clean
FEATURES				
Anti-static system	•	•	•	•
Bluetooth remote w/ AutoSense	•	•	•	•
Auto Start Stop for power tools	•	•	•	•
Hose inlet plug	•	•	•	•
Container lifting handle	•	•	•	•
Rubber strap for cable storage	•	•	•	•
Tube parking 2-point	•	•	•	•
Non-marking rubber back wheels	•	•	•	•
STANDARD EQUIPMENT				
SUCTION HOSE D32X4000 RED AS CPL.	107413543	107413543	107413543	107413543
SUCTION BRUSH D36 BLACK	302002509	302002509	302002509	302002509
EXTEN.TUBE STEEL D35X505MM CR	302000529	302000529	302000529	302000529
CREVICE NOZZLE D36X200	29541	29541	29541	29541
FLOOR NOZZLE D36 W/D	107402331	107402331	107402331	107402331
UNIVERSAL NOZZLE D36X115	14295	14295	14295	14295
FILTER CARTRIDGE D185X140 PET M-CLASS	302000490	302000490		
FILTER CARTRIDGE D185X140 PTFE HEPA H-CLASS			107420373	107420373
TOOLBOX	107420459	107420459	107420459	107420459
TOOL ADAPTER D27 QUICKSYSTEM AS	302000535	302000535	302000535	302000535
ITEM NO.	107420045	107420044	107420053	107420052

ATTIX 33 2M – Single-phase for Hazardous Dusts



Powerful and safe dust extractors for hazardous dust

- Push&Clean™ - Semi-automatic filter cleaning system on selected models
- Dust class M certification
- PTFE long-life filter with non-stick membrane and minimum 99.9% filtration efficiency
- Flow sensor with combined acoustic and LED warning
- 30 litre container with steel castors and robust bumper
- MultiFit accessory system for the ultimate in task flexibility
- Rubber straps, tool box storage and optional trolley handle for convenient storage and transport
- Optional motor cooling filter, exhaust air collector and long-life filter bag

The ATTIX 33-2M comes with more suction power, sealed dust system, semi automatic filter cleaning and several other user benefits - designed to meet the tough requirements in building & constructions and other industries when picking up hazardous M class dusts. This range represents a superior solution for professional customers looking for a reliable machine and to protect their health and safety.



TECHNICAL DATA	ATTIX 33-2M PC 110-120V 50/60HZ GB	ATTIX 33-2M PC 220-240V 50/60HZ GB
Airflow rate (l/min.)	4200	4500
Vacuum (mbar/kPa)	230/23	250/25
Power Pmax (W)	1200	1400
Power Pic (W)	1000	1200
Working sound level (dB(A))	60	60
Container volume (l-max)	30	30
Mains connection (V~/Hz/A)	110/1/50-60/16	230/1/50-60/13
Length x width x height (mm)	565x385x520	565x385x520
Weight (kg)	14.5	14.5
El cable (m)	7.5	7.5
Main filter type	PTFE M-class	PTFE M-class
Filter cleaning system	Push&Clean	Push&Clean
FEATURES		
Softstart	•	•
Anti-static system	•	•
Automatic On/Off-elec. tools	•	•
Fleece filter bag 1 pcs	•	•
STANDARD EQUIPMENT		
CURVED HAND TUBE Ø36MM SS	46691	46691
EXTENSION TUBE Ø36 2X505MM SS	107408074	107408074
TOOL ADAPTER D27 QUICKSYSTEM	302000535	302000535
FLOOR NOZZLE Ø36X300MM	302002331	302002331
CREVICE NOZZLE D36X200	29541	29541
HOSE Ø32X4000MM AS RED	107413543	107413543
FLAT FILTER PTFE M-CLASS 1 PCS	107413540	107413540
FLEXIBLE STRAP SET 2 PCS	107413553	107413553
ITEM NO.	107412191	107412189

ATTIX 44 2M – Single-phase for Hazardous Dusts



Powerful and large capacity dust extractor for hazardous dust

- InfiniClean™ - Automatic filter cleaning system with minimised performance loss
- PTFE long-life filter with non-stick membrane and minimum 99.9% filtration efficiency
- Dust class M certification
- Flow sensor with combined acoustic and LED warning
- 42 litre container with steel castors and robust bumper
- MultiFit accessory system for the ultimate in task flexibility
- Rubber straps, tool box storage and optional trolley handle for convenient storage and transport
- Optional motor cooling filter, exhaust air collector and Long-Life filter bag

The ATTIX 44-2M comes with more suction power, sealed dust system, semi automatic filter cleaning and several other user benefits - designed to meet the tough requirements in building & constructions and other industries when picking up hazardous M class dusts. This range represents a superior solution for professional customers looking for a reliable machine and to protect their health and safety.



TECHNICAL DATA

ATTIX 44-2M IC 110-120V 50/60HZ GB

Airflow rate (l/min.)	4200
Vacuum (mbar/kPa)	230/23
Power Pmax (W)	1200
Power Pic (W)	1000
Working sound level (dB(A))	60
Container volume (l-max)	42
Mains connection (V~/Hz/A)	110/1/50-60/25
Length x width x height (mm)	565x385x605
Weight (kg)	16
El cable (m)	7.5
Main filter type	PTFE M-class
Filter cleaning system	InfiniClean
FEATURES	
Softstart	•
Anti-static system	•
Automatic On/Off-elec. tools	•
Disposal bag 1 pcs	•
Fleece filter bag 1 pcs	•
STANDARD EQUIPMENT	
CURVED HAND TUBE Ø36MM SS	46691
EXTENSION TUBE Ø36 2X505MM SS	107408074
TOOL ADAPTER D27 QUICKSYSTEM	302000535
FLOOR NOZZLE D36X400MM W/D	302003666
CREVICE NOZZLE D36X200	29541
HOSE Ø32X4000MM AS RED	107413543
FLAT FILTER PTFE M-CLASS 1 PCS	107413540
FLEXIBLE STRAP SET 2 PCS	107413553
ITEM NO.	107412194

M Class – Industrial Health & Safety Wet & Dry Vacuum



Approved for work with M Class hazardous dust

- Approved for work with M class hazardous dust
- Industrial specifications - robust construction and powerful
- XtremeClean™ fully automatic filter cleaning system takes care of filter cleaning tasks in just a few seconds without interrupting your work
- Washable PET Fleece filter for high efficiency and low maintenance costs
- SilentPower. High performance that is seen, but not heard

The ATTIX 761-2M is designed for demanding cleaning tasks that involve M class hazardous dusts. It features a durable 70 litre stainless steel container which can be easily emptied by tilting or lifting the container off the robust steel frame. Working efficiency is enhanced with the XtremeClean™ automatic cleaning system for optimum suction performance.



TECHNICAL DATA	ATTIX 761-2M XC 230V 50-60Hz EU
Airflow rate (l/min.)	3600
Vacuum (mbar/kPa)	230/23
Power Pmax (W)	1500
Power Piec (W)	1200
Working sound level (dB(A))	57
Container volume (l-max)	70
Mains connection (V/~/Hz/A)	230/1/50-60/16
Length x width x height (mm)	605x580x970
Weight (kg)	27
El cable (m)	7.5
Main filter type	PET Nano M-class
Filter cleaning system	XtremeClean
FEATURES	
Softstart	•
Anti-static system	•
Motor speed control	•
Stainless steel container	•
Automatic On/Off-elec. tools	•
Disposal bag 1 pcs	•
Fleece filter bag 1 pcs	•
STANDARD EQUIPMENT	
SUCTION BRUSH D36 BLACK	302002509
HOSE D27X3500 AS WITH TOOL ADAPTER	107406091
TOOL ADAPTER D27/36-24 AS	107404520
FILTER ELEMENT D275X187 PET NANO M-CLASS	107400562
ITEM NO.	302001535

H-CLASS – Industrial Health & Safety Wet & Dry Vacuums



Approved for work with H class hazardous dust

- Industrial specifications, robust construction, and powerful
- Push&Clean™ is a filter cleaning system which allows you to clean the filter in seconds... and continue your work (except ATTIX 751-OH)
- SilentPower. High performance that is seen, but not heard

If you are working with H class hazardous dust, you will find the perfect wet & dry solution here. Choose from 3 different container sizes and other features which enhance your working efficiency.

The ATTIX 30-OH is a small machine with big performance and high mobility.

The ATTIX 50-OH is a mid-size machine with Push&Clean™ filter cleaning system.

The ATTIX 751-OH features a large stainless steel container which can be easily emptied by tilting or lifting off the robust frame.



TECHNICAL DATA	ATTIX 30-OH PC 110V 50Hz GB	ATTIX 30-OH PC 230V 50-60Hz GB	ATTIX 33-2H PC 220- 240V 50/60HZ GB	ATTIX 33-2H PC 110- 120V 50/60HZ GB	ATTIX 50-OH PC 230V 50-60Hz GB
Airflow rate (l/min.)	3200	3700	4500	4500	3700
Vacuum (mbar/kPa)	230/23	250/25	250/25	250/25	250/25
Power Pmax (W)	1150	1500	1400	1400	1500
Power Pic (W)	1000	1200	1200	1200	1200
Working sound level (dB(A))	59	59	60	60	59
Container volume (l-max)	30	30	30	30	47
Mains connection (V/~ /Hz/A)	110/1/50/16	230/1/50-60/13	230/1/50-60/13	110/1/50-60/16	230/1/50-60/16
Length x width x height (mm)	450x380x595	450x380x595	565x385x520	565x385x520	450x380x750
Weight (kg)	10	10	14.5	14.5	11
El cable (m)	10	10	7.5	7.5	7.5
Main filter type	H-class	H-class	H-class	H-class	H-class
Filter cleaning system	Push&Clean	Push&Clean	Push&Clean	Push&Clean	Push&Clean
FEATURES					
Softstart	•	•	•	•	•
Airflow sensor	•	•	•	•	•
Anti-static system	•	•	•	•	•
Stainless steel container					
Fleece filter bag 1 pcs	•	•	•	•	
Safety filter bag 1 pcs			•	•	•
STANDARD EQUIPMENT					
UNI. HOSE Ø36X3000MM W COUPLING EVA	46948	46948	46948	46948	46948
CURVED HAND TUBE Ø36MM SS					
CURVED HAND TUBE D36MM ST/CR	302000528	302000528	302000528	302000528	302000528
EXTENSION TUBE D36 2X505MM ST/CR			302000529	302000529	302000529
FLOOR NOZZLE D36X400MM W/D			302003666	302003666	302003666
SUCTION BRUSH D36 BLACK					
DIA. TUBE NOZZLE Ø36x190 MM GREY RUBBER	5067		5067	5067	5067
FILTER ELEMENT Ø211X140 H-CLASS	302000658	302000658	302000658	302000658	302000658
ITEM NO.	107400417	107400418	107419678	107419695	107400407

ATTIX 965 H/M SD XC – Industrial Health & Safety Wet & Dry Vacuum



Industrial health & safety vacuum cleaner for M & H class hazardous dust


- Industrial specifications, robust construction, and powerful... the definition of ATTIX 9
- Approved for H and M class dusts.
- Twin-motor industrial performance
- XtremeClean™ fully automatic filter cleaning system for high efficiency in H and M class
- Big surface H class filter for high efficiency and low maintenance costs
- Stainless steel sit down container for perfect handling and disposal
- 10 metre cable for a large working radius
- Disposable and safety filter bag as standard

The ATTIX 965-0H/M SD XC is the most powerful two-motor machine that is approved to be used for both H and M class dusts. Featuring XtremeClean™ automatic filter cleaning and a stainless steel sit down container. The perfect disposal concept for Industrial use and health endangering and carcinogenic dust.



TECHNICAL DATA	ATTIX 751-0H 230V 50-60Hz EU	ATTIX 965-0H/M SD XC 230V 50Hz EU
Airflow rate (l/min.)	3100	2 x 3600
Vacuum (mbar/kPa)	230/23	250/25
Power Pmax (W)	1200	2 x 1500
Power Pic (W)	1000	2 x 1200
Working sound level (dB(A))	57	67
Container volume (l-max)	70	50
Mains connection (V~/Hz/A)	230/1/50-60/16	230/1/50/16
Length x width x height (mm)	605x580x970	615x690x990
Weight (kg)	25	45
El cable (m)	7.5	10
Main filter type	H-class	H-class
Filter cleaning system		XtremeClean
FEATURES		
Softstart	•	•
Anti-static system	•	•
Release container system	•	•
Disposal bag 1 pcs	•	•
Safety filter bag 1 pcs	•	•
STANDARD EQUIPMENT		
FILTER ELEMENT D275X187 H-CLASS		107400564
UNI. HOSE Ø36X3000MM W COUPLING EVA	46948	
CURVED HAND TUBE Ø36MM SS	46691	
SUCTION BRUSH D36 BLACK	302002509	
DIA. TUBE NOZZLE Ø36x190 MM GREY RUBBER	5067	
FILTER ELEMENT Ø211X140 H-CLASS	302000658	
ITEM NO.	302001519	302002903

Accessories for Vacuum Cleaners



	SALTIX 10 UK	MAXXII 75-2 WD	MAXXII 155-2 WD	MAXXII 35 WD	AERO 21-01 PC 110 V	AERO 21-01 PC 230 V	AERO 26-21 FC 110V	AERO 26-21 FC 230V	ATTIX 30-01 PC 110V	ATTIX 30-01 PC 230V	ATTIX 30-21 PC 230V	ATTIX 40-01 PC 110V	ATTIX 40-01 PC 230V	ATTIX 50-01 PC 230V VLT	ATTIX 50-01 PC 110V	ATTIX 50-21 PC CLEAN ROOM	ATTIX 33-01 IC 110-120V	ATTIX 33-01 IC 220-240V	ATTIX 33-2L IC 110-120V	ATTIX 33-2L IC 220-240V	ATTIX 75-11 110V	ATTIX 761-21 XC 110V	ATTIX 791-21 EC 230V	ATTIX 961-01 230V	ATTIX 961-01 110V	ATTIX 965-21 5D XC 230V	ATTIX 115-01 230V	ATTIX 125-01 230V	ATTIX 195-01 400V	ATTIX 195-01 400V	SB STATION 230V	SB TANDEM 230V	ATTIX 35-2M PC 110-120V	ATTIX 35-2M PC 220-240V	ATTIX 44-2M IC 110-120V	ATTIX 761-2M XC 230V	ATTIX 30-0H PC 110V	ATTIX 30-0H PC 230V	ATTIX 50-0H FC 230V	ATTIX 751-0H 230V	ATTIX 965-0HM 5D XC 230V									
System 50 Hose Vacuum Cleaner																																																		
UNIV HOSE Ø 50X1750MM																																																		
UNI. HOSE Ø50X4000MM EVA/ABS																																																		
UNI. HOSE Ø50X5000MM SB VAC																																																		
HOSE UNIVERSAL Ø50 EVA PER METRE																																																		
AS HOSE Ø50X4000MM																																																		
HOSE OIL RESISTANT Ø50X40																																																		
HOSE HEAT RESIST. Ø 50X4000MM																																																		
METAL HOSE Ø50X4000MM																																																		
CHIPS HOSE Ø50X4000MM																																																		
HOSE CONNECTION Ø50 PVC																																																		
HOSE SLEEVE Ø50/50 ABS																																																		
System 50 Tube																																																		
CURVED HAND TUBE Ø50-36MM																																																		
CURVED ALU EXT.TUBE Ø50X1000																																																		
SUCTION TUBE Ø50 2X525MM PVC																																																		
ELBOW 90 Ø 50MM																																																		
ADAPTOR D70 CFM – D60 MULTIFIT																																																		
ADAPTER Ø50-36MMX125																																																		
System 50 Vac Floor Nozzle																																																		
FLOOR NOZZLE Ø50X350 PVC																																																		

Item no.

19930

15358

64084

11984

15815

6468

11061

15013

15182

6330

15101

15341

15335

5152

5089

4072200392

40452

6077

- Standard equipment
- Supplementary accessories
- Mountable equipment

Accessories for Vacuum Cleaners



SALTIX 10 UK	MAXXII 175-2 WD	MAXXII 155-2 WD	MAXXII 135 WD	AERO 21-01 FC 110 V	AERO 21-01 FC 230 V	AERO 26-21 FC 110V	AERO 26-21 FC 230V	ATTIX 30-01 FC 110V	ATTIX 30-01 FC 230V	ATTIX 30-21 FC 230V	ATTIX 30-21 FC 110V	ATTIX 40-01 FC INOX	ATTIX 50-01 FC 230V	ATTIX 50-01 FC 110V	ATTIX 50-01 FC 230V VLT	ATTIX 50-21 FC CLEAN ROOM	ATTIX 33-01 IC 110-120V	ATTIX 33-01 IC 220-240V	ATTIX 33-2L IC 110-120V	ATTIX 33-2L IC 220-240V	ATTIX 751-11 110V	ATTIX 751-21 XC 110V	ATTIX 791-21 EC 230V	ATTIX 961-01 230V	ATTIX 961-01 110V	ATTIX 115-01 230V	ATTIX 125-01 230V	ATTIX 145-01 400V	ATTIX 155-01 400V	SB STATION 230V	SB TANDEM 230V	ATTIX 33-2M FC 110-120V	ATTIX 33-2M FC 220-240V	ATTIX 44-2M IC 110-120V	ATTIX 761-2M XC 230V	ATTIX 30-0H FC 110V	ATTIX 30-0H FC 230V	ATTIX 751-0H 230V	ATTIX 965-0HM 5D XC 230V
--------------	-----------------	-----------------	---------------	---------------------	---------------------	--------------------	--------------------	---------------------	---------------------	---------------------	---------------------	---------------------	---------------------	---------------------	-------------------------	---------------------------	-------------------------	-------------------------	-------------------------	-------------------------	-------------------	----------------------	----------------------	-------------------	-------------------	-------------------	-------------------	-------------------	-------------------	-----------------	----------------	-------------------------	-------------------------	-------------------------	----------------------	---------------------	---------------------	-------------------	--------------------------


Item no.

System 36 Hose Vacuum Cleaner	
HOSE Ø36X4000 AS EVA	63209
HOSE AS D36X4000MM	15311
HOSE Ø36X4000 MM AS RED	107413544
HOSE Ø36X5000MM AS W COUPLING	302001682
SUCTION HOSE Ø36X3500 HEAT/OIL-RESISTANT	302001677
System 36 Tube	
ADAPTER TUBE STRAIGHT AS Ø36MM	29457
CURVED HAND TUBE Ø36MM SS	46691
CURVED HAND TUBE D36MM ST/CR	302000528
EXTENSION TUBE D36 2X500MM ALU	107400032
EXTENSION TUBE Ø36 2X505MM SS	107408074
EXTENSION TUBE D36 2X505MM ST/CR	302000529
EXTENSION TUBE D36 2X515MM PLASTIC	40696
TELESCOPIC TUBE D36 575-930MM CR-ST	107402654
TELESCOPIC TUBE Ø36X550-970 SS	47109
TOOL ADAPTER D27/35/38	60916
TOOL ADAPTER D27 QUICKSYSTEM	302000535
TOOL ADAPTER WITH SUCTION REGULATION D32	107409977
EXTENSION TUBE D36 3X350 MM SS	107416995



● Standard equipment
○ Supplementary accessories
□ Mountable equipment

Accessories for Vacuum Cleaners



SALTIX 10 UK
MAXXII 75-2 WD
MAXXII 155-2 WD
MAXXII 365 WD
AERO 21-01 PC 110 V
AERO 21-01 PC 230 V
AERO 26-21 PC 110V
AERO 26-21 PC 230V
ATTIX 30-01 PC 110V
ATTIX 30-01 PC 230V
ATTIX 30-21 PC 230V
ATTIX 30-21 PC 110V
ATTIX 40-01 PC INOX
ATTIX 50-01 PC 230V
ATTIX 50-01 PC 230V VLT
ATTIX 50-21 PC 110V
ATTIX 50-21 PC CLEAN ROOM
ATTIX 33-01 IC 110-120V
ATTIX 33-01 IC 220-240V
ATTIX 33-2L IC 110-120V
ATTIX 33-2L IC 220-240V
ATTIX 751-11 110V
ATTIX 761-21 XC 110V
ATTIX 791-21 EC 230V
ATTIX 961-01 230V
ATTIX 961-01 110V
ATTIX 965-21 5D XC 230V
ATTIX 115-01 230V
ATTIX 125-01 230V
ATTIX 145-01 400V
ATTIX 155-01 400V
SB STATION 230V
SB TANDEM 230V
ATTIX 33-2M PC 110-120V
ATTIX 33-2M PC 220-240V
ATTIX 44-2M IC 110-120V
ATTIX 761-2M XC 230V
ATTIX 30-0H PC 110V
ATTIX 30-0H PC 230V
ATTIX 50-0H PC 230V
ATTIX 751-0H 230V
ATTIX 965-0H/M 5D XC 230V

Item no.

Filter

FILTER ELEMENT Ø140X75 H-CLASS/HEPA



○ ○ ○ ○

107413555

FLAT FILTER PTFE M-CLASS 1 PCS



● ● ● ●

107413540

HEPA FILTER COVER KIT

○ ○ ○ ○

107413542

HEPA FILTER



●

147 1250 600

Sack Filter

CLOTH FILTER INSERT



○ ○

302002894

SPEC CLOTH FILTER Ø375X350 NEEDLE FELT



● ●

17069

SPECIAL CLOTH FILTER NEEDLE FELT



○ ○ ○ ○ ○ ○ ○ ○

302000606

CLOTH FILTER ATTIX 5/7 POLY NEEDLE FELT



○ ○ ○

○

302000525

SACK FILTER



●

147 1432 500

Special Filter

MOTOR COOLING AIR FILTER



○ ○ ○

○

○

302000491

MOTOR COOLING FILTER KIT



○ ○ ○ ○ ○ ○ ○ ●

○ ○ ○

302003721

MOTOR COOLING AIR FILTER ATTIX9/IVB9

○ ○ ○

○

107400041

FILTER FOR MOTOR COOLING 30/40/50

○ ○ ○ ○ ○ ○ ○ ○

○ ○ ○

107400453

FILTER FOR COOLING AIR 0.7X150X100 5 PCS

○ ○ ○

○

○

302001871

FILTER PROTECTIVE COVER Ø185X200



○ ○ ○ ○ ○ ○ ○ ○ ○ ○ ○ ○ ○ ○

○ ○

11801

WET FILTER SIEVE Ø143X140MM SS



○ ○ ○ ○ ○ ○ ○ ○ ○ ○ ○ ○ ○ ○

○ ○

15475

WET FILTER SIEVE Ø218X176MM SS



○ ○ ○ ○

302002885

MOTOR COOLING AIR FILTER PET 1 PCS

○ ○ ○ ○

○ ○ ○

107413541

WET FILTER

●

107407299

● Standard equipment
○ Supplementary accessories
□ Mountable equipment

Accessories for Vacuum Cleaners



Special Filter	
WET FILTER	● ●
Filter Bag	
FILTER BAG AERO 4 PCS	○ ○ ○ ○
FLEECE FILTER BAG PU 5 PCS	○ ○
FLEECE FILTER BAG 5 PCS ATTIX 30	○ ○ ○ ○
FLEECE FILTER BAG 5 PCS ATTIX 40/50	○
FILTER BAG ATTIX 7 5 PCS	
FILTER BAG SUPPORT SQ6	
DUST BAG 5-PCS	○
DUST BAG 10L 10PCS	○
SYNTHETIC DUST BAG 10L -10 PCS	○
FLEECE FILTER BAG 5 PCS ATTIX 33/44	
LONG LIFE FILTER BAG 1 PCS ATTIX 33/44	
Disposal Bag	
DISPOSAL BAG ATTIX 3/30/40 5 PCS	○ ○ ○ ○ ○ ○ ○ ○
DISPOSAL BAG ATTIX 5/50 5 PCS	
DISPOSAL BAG ATTIX 7 5 PCS	
DISPOSAL BAG FOR FILTER ELEMENT	
DISPOSAL BAG ATTIX 33/44 5 PCS	

SALTIX 10 UK
MAXXII 75-2 WD
MAXXII 155-2 WD
MAXXII 35 WD
AERO 21-01 PC 110 V
AERO 21-01 PC 230 V
AERO 26-21 PC 110V
AERO 26-21 PC 230V
ATTIX 30-01 PC 110V
ATTIX 30-01 PC 230V
ATTIX 30-21 PC 110V
ATTIX 30-21 PC 230V
ATTIX 40-01 PC INOX
ATTIX 50-01 PC 230V
ATTIX 50-01 PC 230V VIT
ATTIX 50-01 PC 110V
ATTIX 50-21 PC CLEAN ROOM
ATTIX 33-01 IC 110-120V
ATTIX 33-01 IC 220-240V
ATTIX 33-2L IC 110-120V
ATTIX 33-2L IC 220-240V
ATTIX 751-11 110V
ATTIX 761-21 XC 110V
ATTIX 791-21 EC 230V
ATTIX 961-01 230V
ATTIX 961-01 110V
ATTIX 965-21 5D XC 230V
ATTIX 115-01 230V
ATTIX 125-01 230V
ATTIX 105-01 400V
ATTIX 155-01 400V
5B STATION 230V
5B TANDEM 230V
ATTIX 33-2M PC 110-120V
ATTIX 33-2M PC 220-240V
ATTIX 44-2M IC 110-120V
ATTIX 761-2M XC 230V
ATTIX 30-0H PC 110V
ATTIX 30-0H PC 230V
ATTIX 50-0H PC 230V
ATTIX 751-0H 230V
ATTIX 965-0H/3D XC 230V


Item no.

107407302
107419590
302002892
107419591
107419592
302001484
302000200
82367810
140 8618 000
82367820
107419593
107413556
302000804
302000728
302001480
30082
107417821



- Standard equipment
- Supplementary accessories
- Mountable equipment

Accessories for Vacuum Cleaners



SALTIX 10 UK
MAXXII 75-2 WD
MAXXII 155-2 WD
MAXXII 135 WD
AERO 21-01 PC 110 V
AERO 21-01 PC 230 V
AERO 26-21 PC 110V
AERO 26-21 PC 230V
ATTIX 30-01 PC 110V
ATTIX 30-01 PC 230V
ATTIX 30-21 PC 110V
ATTIX 30-21 PC 230V
ATTIX 40-01 PC INOX
ATTIX 50-01 PC 230V
ATTIX 50-01 PC 230V VET
ATTIX 50-01 PC 110V
ATTIX 50-21 PC CLEAN ROOM
ATTIX 33-01 IC 110-120V
ATTIX 33-01 IC 220-240V
ATTIX 33-2L IC 110-120V
ATTIX 33-2L IC 220-240V
ATTIX 751-11 110V
ATTIX 761-21 XC 110V
ATTIX 791-21 EC 230V
ATTIX 961-01 230V
ATTIX 961-01 110V
ATTIX 965-21 5D XC 230V
ATTIX 115-01 230V
ATTIX 125-01 230V
ATTIX 145-01 400V
ATTIX 155-01 400V
58 STATION 230V
58 TANDEM 230V
ATTIX 33-2M PC 110-120V
ATTIX 33-2M PC 220-240V
ATTIX 44-2M IC 110-120V
ATTIX 761-2M XC 230V
ATTIX 30-0H PC 110V
ATTIX 30-0H PC 230V
ATTIX 50-0H PC 230V
ATTIX 751-0H 230V
ATTIX 965-0HMS 5D XC 230V

Item no.

Safety Filter Bag



SAFETY FILTER BAG ATTIX/IVB 7 SETS

302001486

SAFETY FILTER BAG ATTIX/IVB 9 SETS

302003473

Bag

PACKAGE OF 5 BAGS D460 LDPE

4084001017

Assembly

HOSE HOLDER KIT

40000856

SMALL BASKET OBJECT KIT WITH NUTS BOLTS

40000892

GRID AND VALVE D460 FE COMPLETE

Z5 60034

Exhaust Air Collector



EXHAUST AIR COLLECTOR

302003717

EXHAUST AIR COLLECTOR ATTIX 5/7

302000522



EXHAUST AIR ADAPTER KIT

107417865



EXHAUST FITTING KIT D50 ATTIX 9

107409036

Other



CHIP COLLECTION BASKET Ø392X390 SS

302001612

CHIP BASKET ATTIX9 BASIC

302003003

ACCESSORY BASKET

302002624

TRIM BASKET KIT D460 L100

40000915



HOSE HOLDER

65081

● Standard equipment
○ Supplementary accessories
□ Mountable equipment

Accessories for Vacuum Cleaners



SALTI X 10 UK	MAXXII 175-2 WD	MAXXII 155-2 WD	MAXXII 135 WD	AERO 21-01 PC 110 V	AERO 21-01 PC 230 V	AERO 26-21 PC 110V	AERO 26-21 PC 230V	ATIX 30-01 PC 110V	ATIX 30-01 PC 230V	ATIX 30-21 PC 110V	ATIX 30-21 PC 230V	ATIX 40-01 PC INOX	ATIX 50-01 PC 230V	ATIX 50-01 PC 230V VIT	ATIX 50-01 PC 110V	ATIX 50-21 PC CLEAN ROOM	ATIX 33-01 IC 110-120V	ATIX 33-01 IC 220-240V	ATIX 33-2L IC 110-120V	ATIX 33-2L IC 220-240V	ATIX 751-11 110V	ATIX 761-21 XC 110V	ATIX 791-21 EC 230V	ATIX 961-01 230V	ATIX 961-01 110V	ATIX 965-21 5D XC 230V	ATIX 115-01 230V	ATIX 125-01 230V	ATIX 105-01 400V	ATIX 155-01 400V	5B STATION 230V	5B TANDEM 230V	ATIX 33-2M PC 110-120V	ATIX 33-2M PC 220-240V	ATIX 44-2M IC 110-120V	ATIX 761-2M XC 230V	ATIX 30-0H PC 110V	ATIX 30-0H PC 230V	ATIX 50-0H PC 230V	ATIX 751-0H 230V	ATIX 965-0HMM 5D XC 230V
---------------	-----------------	-----------------	---------------	---------------------	---------------------	--------------------	--------------------	--------------------	--------------------	--------------------	--------------------	--------------------	--------------------	------------------------	--------------------	--------------------------	------------------------	------------------------	------------------------	------------------------	------------------	---------------------	---------------------	------------------	------------------	------------------------	------------------	------------------	------------------	------------------	-----------------	----------------	------------------------	------------------------	------------------------	---------------------	--------------------	--------------------	--------------------	------------------	--------------------------

Item no.

Other	
TOOL BOX. AERO 26/31	o o
TUBE HOLDER KIT D36	o o o o
AIRBOX 230V 50 HZ EU	o
AIRBOX 230/1/50 EU	o o o
FORKLIFT ACCESSORY	o
SPARK EXTINGUISHER Ø50	o o o o o o o o o o o o o o o o
DISCHARGE KIT MS2-S3-T30S	o o o o
KIT MECANICAL FLOAT S3B S5	o o o o
COINER EURO/TOKEN 12VDC	• •
TOKENS Ø26.0x2.3 SET-50 Ø6 HOLE	o o
DETACH CORD SET 10M ORANGE EU	o
DETACH CORD SET 10M ORANGE UK	•
DETACH CORD SET 15M ORANGE EU	o
NUMATIC ADAPTER 20PCS	o
TELESCOPIC TUBE HOLDER KIT D32	o o o o
ADAPTER PLATE KIT	o o o o
FLEXIBLE STRAP SET 2 PCS	o o • •

107409980
107409979
107400079
302001192
302002622
34591
4056000468
4056000519
302000305
5544
107402676
107402677
107402901
107401199
107409978
107413551
107413553



● Standard equipment
○ Supplementary accessories
□ Mountable equipment

Accessories for Vacuum Cleaners



SALTIX 10 UK
MAXXII 75-2 WD
MAXXII 155-2 WD
MAXXII 365 WD
AERO 21-01 FC 110 V
AERO 21-01 FC 230 V
AERO 26-21 FC 110V
AERO 26-21 FC 230V
ATTIX 30-01 FC 110V
ATTIX 30-01 FC 230V
ATTIX 30-21 FC 230V
ATTIX 30-21 FC 110V
ATTIX 40-01 FC INOX
ATTIX 50-01 FC 230V
ATTIX 50-01 FC 230V VLT
ATTIX 50-21 FC 110V
ATTIX 50-21 FC CLEAN ROOM
ATTIX 33-01 IC 110-120V
ATTIX 33-01 IC 220-240V
ATTIX 33-2L IC 110-120V
ATTIX 33-2L IC 220-240V
ATTIX 751-11 110V
ATTIX 761-21 XC 110V
ATTIX 791-21 EC 230V
ATTIX 961-01 230V
ATTIX 961-01 110V
ATTIX 965-21 5D XC 230V
ATTIX 115-01 230V
ATTIX 125-01 230V
ATTIX 145-01 400V
ATTIX 155-01 400V
SB STATION 230V
SB TANDEM 230V
ATTIX 33-2M FC 110-120V
ATTIX 33-2M FC 220-240V
ATTIX 44-2M IC 110-120V
ATTIX 761-2M XC 230V
ATTIX 30-0H FC 110V
ATTIX 30-0H FC 230V
ATTIX 50-0H FC 230V
ATTIX 751-0H 230V
ATTIX 965-0HM 5D XC 230V

Item no.

Other

TROLLEY HANDLE KIT

○ ○ ○ ○

107413552

STORAGE L-BOXX KIT W. DUSTBAGS

○ ○ ○ ○

107413554

Option

REMOVABLE CYCLONE D460 FE COMPLETE BIG

● ○ ○ ○

Z5 60109

Hose Vacuum Cleaner

HOSE CPL ANTISTATIC BLACK

○

107415116

HOSE CPL D32

●

147 0765 500

HOSE D32 1.9M CPL

●

107407308

HOSE D40 2.5M CPL

● ●

107407336

Tube

EXTENSION TUBE ALUMINIUM

●

011 6431 500

EXTENSION TUBE D32 - SS

●

107407309

EXTENSION TUBE D40 - SS

● ●

107407337

TELESCOPIC TUBE 1130MM D32

81906500

TELESCOPIC TUBE ALUMINIUM

○

011 8130 500

TELESCOPIC TUBE ACC.

○

107403804

Vac Nozzle Wet

FLOOR NOZZLE D32 RUBBER STRIP

○

107407310

FLOOR NOZZLE D40 RUBBER STRIP

○ ○

107407338

HARDFLOOR NOZZLE 300MM x Ø32MM - KIT

●

107416575

HARDFLOOR NOZZLE 400MM x Ø32MM - KIT

○

107416576

● Standard equipment
○ Supplementary accessories
□ Mountable equipment

Accessories for Vacuum Cleaners



Vac Nozzle Wet

HARDFLOOR NOZZLE 400MM x Ø40MM - KIT

SALTIX 10 UK
MAXXII 75-2 WD
MAXXII 55-2 WD
MAXXII 35 WD
AERO 21-01 PC 110 V
AERO 21-01 PC 230 V
AERO 26-21 PC 110V
AERO 26-21 PC 230V
ATIX 30-01 PC 110V
ATIX 30-01 PC 230V
ATIX 30-21 PC 110V
ATIX 30-21 PC 230V
ATIX 40-01 PC INOX
ATIX 50-01 PC 230V
ATIX 50-01 PC 230V VIT
ATIX 50-01 PC 110V
ATIX 50-21 PC CLEAN ROOM
ATIX 33-01 IC 110-120V
ATIX 33-01 IC 220-240V
ATIX 33-2L IC 110-120V
ATIX 33-2L IC 220-240V
ATIX 751-11 110V
ATIX 761-21 XC 110V
ATIX 791-21 EC 230V
ATIX 961-01 230V
ATIX 961-01 110V
ATIX 965-21 5D XC 230V
ATIX 115-01 230V
ATIX 125-01 230V
ATIX 105-01 400V
ATIX 155-01 400V
58 STATION 230V
58 TANDEM 230V
ATIX 33-2M PC 110-120V
ATIX 33-2M PC 220-240V
ATIX 44-2M IC 110-120V
ATIX 761-2M XC 230V
ATIX 30-0H PC 110V
ATIX 30-0H PC 230V
ATIX 50-0H PC 230V
ATIX 751-0H 230V
ATIX 965-0H M 3D XC 230V

Item no.

107416577

Hard Floor Nozzle

FLOOR NOZZLE D32 BRUSH

FLOOR NOZZLE D40 BRUSH

NOZZLE MULTI SURFACE D32

HARDFLOOR NOZZLE 350MM KIT

HARDFLOOR NOZZLE 495MM KIT

Round Brush Nozzle

BRUSH NOZZLE D32

BRUSH NOZZLE D32

Crevice Nozzle

CREVICE NOZZLE D32

CREVICE NOZZLE D32 L153 BLACK

CREVICE NOZZLE D40

Combination Nozzle

COMBI NOZZLE RD277 KIT

COMBI NOZZLE RD295 D32

COMBI NOZZLE RD295P W.CLIP

Squeegee, Blade, Skirt and Splash Guard

SQUEEGEE COMPLETE ANTHRACIT

HEPA Filter

HEPA FILTER H13

Extension Tube

EXTENSION TUBE STEEL D32

107407311

107407339

140 6700 570

107413080

107413081

140 8244 500

107407312

107407334

147 0146 500

107408850

107411677

140 8492 520

107417790

107407051

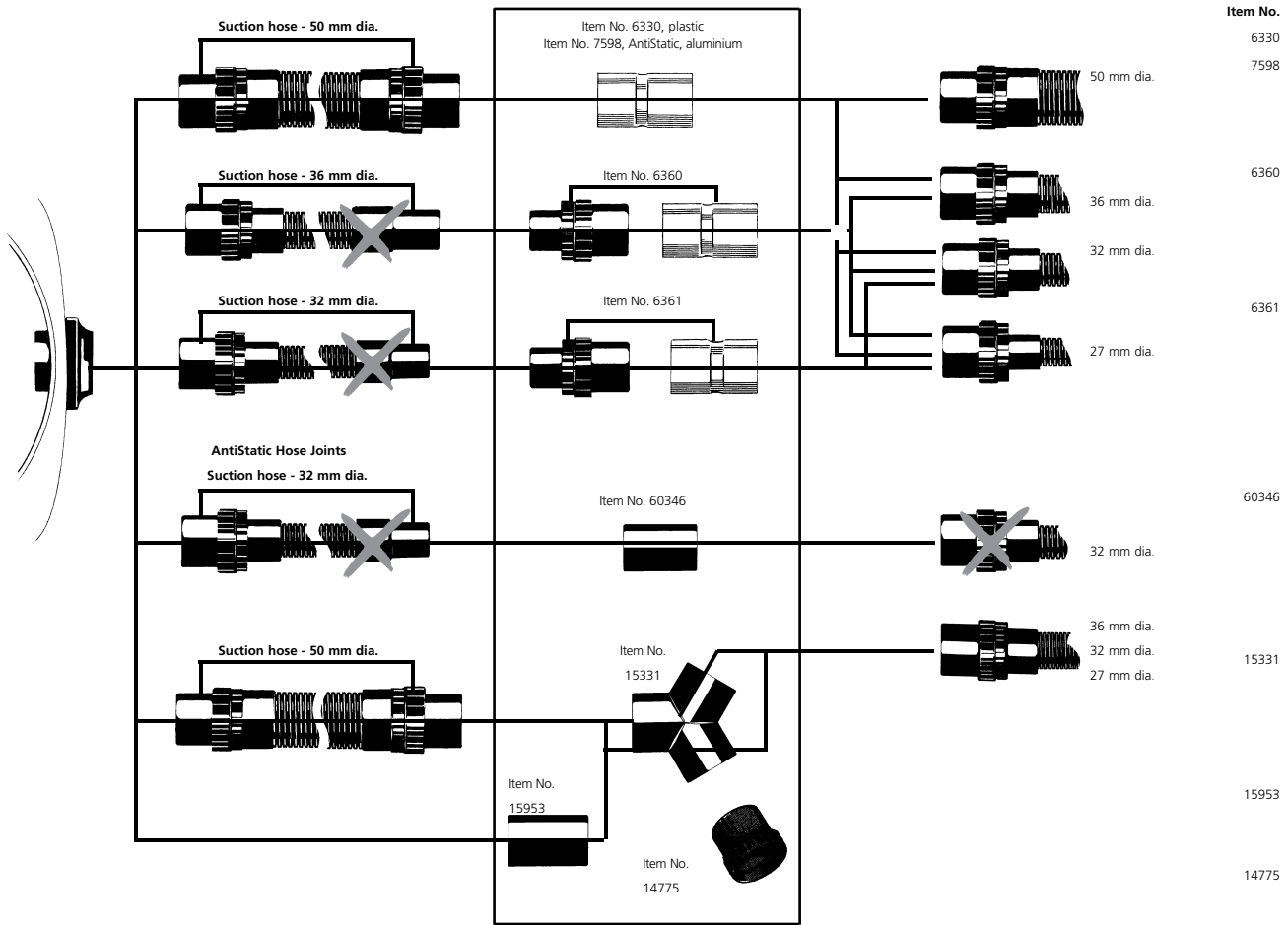
147 1250 500

140 8246 040

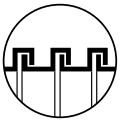


- Standard equipment
- Supplementary accessories
- Mountable equipment

Hose Connection and Distributors – Except Type 22 Vacuums



Suction Hoses



Universal

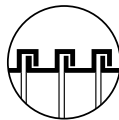
Colour: Silver metallic, Ø27, Ø32, Ø36, Ø38, Ø50
To use: Temperature at -50 to +60°C

Antistatic

Colour: Black, Ø27, Ø32, Ø36, Ø50
To use: Temperature at -50 to +60°C

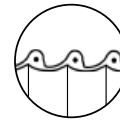
Oil-resistant

Colour: Brown, Ø36, Ø50
To use: Temperature at -60 to +120°C (short term +150°C)
Bend radius: Ø27 r = 60 mm, Ø32 r = 70 mm, Ø36 r = 75 mm, Ø50 r = 120 mm



Heat-resistant

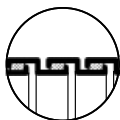
Colour: Brown, Ø36, Ø50
To use: Temperature at -60 to +120°C (short term +150°C)
Bend radius: Ø36 r = 75 mm, Ø50 r = 120 mm



Chips, abrasive

Colour: Transparent, Ø50
To use: Temperature at -40 to +90°C (short term +125°C)


Bend radius: Ø60 r = 60 mm
Special for metal shavings, glass, sliver and other materials, oil-resistant, antistatic, aluminium sleeves and steel wire coil



Metal

Colour: Galvanized, Ø50
To use: Temperature at -50 to +120°C
Bend radius: r = 180 mm
High wear-resistant. Not suitable for acid and lye.

Suction Hose Systems – Except Type 22 Vacuums



Lengths as required		Nozzle side sleeve		By the metre – max 20 m		Vacuum side sleeve		Complete		
			Item No.		Item No.		Item No.	Length m	Item No.	
System 70	Universal		42419	34947***		34955				
System 50	Universal		15101	11984		15101	1.75		19930	
	Oil-resistant		15101	14238		15101	4		15358	
	Heat-resistant		7162	14238		7162	4		6468	
	Antistatic		15811	7599		15811	4		11061	
	Chips		33435	15309		14630	4		15815	
	Metal						4		15182	
							4		15013	
System 38	Universal		302002887	107400052 (only available in roll of 20 m)		107400049	4		302002796	
	Antistatic		107410009			107401525	5		107401368	
			107417868*							
System 36	Universal		11597	11985		15102	3		15805	
			107417867*	11985		15102	3		46948*	
							4		25537*	
	Oil-resistant		46690*	6429		15102	3.5		302001677*	
	Heat-resistant		7674**	6429		7673	4		6070**	
	Anti-kink spring		14194**							
	AntiStatic		107417867*	15312		15812	3		60781*	
							4		63209*	
							5		302001682*	
							4		107413544*	
			14243	15312		15812	4		15311	
	Electric tool	Connection DN 33-36	48070							
		DIN 44717, DN 35-40 AS	48750							
						Type 22	43960			
System 32	Universal		107417866*	14240****		15103				
	Hand tube		60911	14240****		15103	3		302000473	
	Antistatic		107417866*			30928	4		107413543*	
	Electric tool		107404564	43502		30928	5		30657	
System 27	Universal	Electric tool		107404520	15307		15104	3.5		14289
	Antistatic	Electric tool		107404520	15326		15369	3.5		107406091

* Quick system for curved hand tube 46691/302000528 or adapter

** Only for oven and pipe cleaning

*** Max. 10 m **** Max. 20 m AS = Antistatic

TYPE 22 / B1 Explosive Environments – Industrial Health & Safety Wet & Dry Vacuums



Health & safety wet & dry vacuum cleaners for ATEX Zone 22 explosive dust

- Approved for work in ATEX Type 22 environments with explosive dust
- Industrial performance, robust construction, and loaded with useful features to maximise your efficiency and minimise your costs
- Brushless, long life motors for top performance and durability
- Automatic Start/Stop for electric tools connected to Attix 7 variants
- A full range of Type 22 accessories are available to tailor your machine to your application

The ATTIX 40 Type 22 and ATTIX 7 Type 22 machines are powerful vacuum cleaners with stainless steel containers approved to be used for both M class dust and ATEX Zone 22 environments. The built-in FlowSensor and acoustic warning signal monitors air speed in the suction hose to make sure that it does go below the minimum 20 m/s. The perfect concept for industrial use where safety is a must.



TECHNICAL DATA	ATTIX 40-0M PC TYPE 22 UK	ATTIX 791-2M/B1 230V UK
Airflow rate (l/min.)	3200	3800
Vacuum (mbar/kPa)	230/23	250/25
Power Pmax (W)	1400	1500
Power Pic (W)	1100	1200
Working sound level (dB(A))	60	59
Container volume (l-max)	37	70
Mains connection (V~/Hz/A)	230/1/50-60/13	230/1/50-60/13
Length x width x height (mm)	450x440x750	605x580x970
Weight (kg)	13	25
El cable (m)	7.5	7.5
Main filter type	PET	PET
Filter cleaning system	Push&Clean	
FEATURES		
Softstart	•	•
Anti-static system	•	•
Motor speed control		•
Automatic On/Off-elec. tools		•
Brushless longlife 1-ph. motor	•	•
Extra socket for tool		•
Fleece filter bag 1 pcs	•	•
STANDARD EQUIPMENT		
HOSE 27X3500 CONDUCTIVE TYPE22		107404779
HOSE Ø36X4000MM W COUPLING TYPE 22	44193	
TOOL ADAPTER D27/36-24 TYPE 22		107404521
CURVED HAND TUBE TYPE22 Ø36MM SS	44188	
DIAGONAL TUBE NOZZLE TYPE22 Ø36 RUBBER	302000227	
FILTER ELEMENT Ø185X140 PET M-CLASS	302000490	302000490
MOTOR COOLING AIR FILTER		302000491
MOTOR COOLING FILTER KIT	302003721	
ITEM NO.	107400410	302001538

Accessories for Type 22 Vacuum Cleaners



System TYPE 22 (ATEX) Hose Vacuum Cleaner

	ATTIX 40-0M PC TYPE 22 230V	ATTIX 791-2M/BI 230V	ATTIX 791-2M/BI 110V	ATTIX 995-0HM SD XC TYPE 22 230V	Item no.
HOSE 27X3500 CONDUCTIVE TYPE22	○	●	●		107404779
HOSE Ø50X4000MM CONDUCTIVE TYPE 22	○	○	○	○	43245
HOSE Ø50X4000MM CHIP TYPE 22	○	○	○	○	42825
HOSE Ø50X8000MM CHIP TYPE 22	○	○	○	○	63710
HOSE Ø36X4000MM W COUPLING TYPE 22	●	○	○	○	44193
TOOL ADAPTER D27/36-24 TYPE 22	○	●	●		107404521

System TYPE 22 (ATEX) Tube/Nozzle

EXTENSION TUBE TYPE22 Ø36X950MM SS	○	○	○	○	46982
CURVED EXTENSION TUBE TYPE22 Ø50x1100 S	○	○	○	○	33609
CURVED HAND TUBE TYPE22 Ø36MM SS	●	○	○	○	44188
DIAGONAL TUBE NOZZLE TYPE22 Ø36 RUBBER	●	○	○	○	302000227
DIAGONAL TUBE NOZZLE TYPE22 Ø50 RUBBER	○	○	○	○	42836
CREVICE NOZZLE TYPE 22 Ø36 L290MM PLAST	○	○	○	○	44192
CREVICE NOZZLE TYPE22 Ø50X350 PE	○	○	○	○	42837
PIPE CLEAN NOZZLE TYPE22 Ø36 R70-120MM	○	○	○	○	48066
PIPE CLEAN NOZZLE TYPE22 Ø36 R120-200MM	○	○	○	○	48067
FLOOR NOZZLE TYPE22 Ø36X450MM	○	○	○	○	302000369
FLOOR NOZZLE TYPE22 Ø 50X500MM	○	○	○	○	42834
BRUSH NOZZLE TYPE22 Ø36X230MM PE	○	○	○	○	44191

- Standard equipment
- Supplementary accessories
- Mountable equipment

Accessories for Type 22 Vacuum Cleaners



System TYPE 22 (ATEX) Tube/Nozzle

ROUND BRUSH NOZZLE TYPE22 Ø 50MM

ATTIX 40-0M PC TYPE 22 230V

ATTIX 791-3M/6T 230V

ATTIX 791-3M/6T 110V

ATTIX 995-0HM SD XC TYPE 22 230V

Item no.

○

○

○

○

42831

FLAT NOZZLE TYPE22 Ø50MM RUBBER

○

○

○

○

42839

COARSE DIRT NOZZLE TYPE22 Ø50x200MM ALU

○

○

○

○

42835

System 50 Vac Floor Nozzle

FIXED FLOOR NOZZLE Ø50X600MM ALU

○

○

○

302001481



Safety Filter Bag

SAFETY FILTER BAG ATTIX 40/50 SET5

○

107400236



SAFETY FILTER BAG ATTIX/IVB 7 SET5

○

○

302001486



SAFETY FILTER BAG ATTIX/IVB 9 SET5

○

302003473



Filter

FILTER ELEMENT Ø185X140 PET M-CLASS

●

●

●

302000490



FILTER ELEMENT D275X187 H-CLASS

●

107400564



Filter Bag

FLEECE FILTER BAG PU 5 PCS

○

○

302002892



FLEECE FILTER BAG 5 PCS ATTIX 40/50

○

302004004



FILTER BAG ATTIX 7 5 PCS

○

○

302001484



Disposal Bag

DISPOSAL BAG ATTIX 3/30/40 5 PCS

○

302000804

DISPOSAL BAG ATTIX 7 5 PCS

○

○

○

302001480



DISPOSAL BAG FOR FILTER ELEMENT

○

○

○

30082



Special Filter

MOTOR COOLING AIR FILTER

●

●

302000491



MOTOR COOLING FILTER KIT

●

302003721



● Standard equipment
○ Supplementary accessories
□ Mountable equipment

Accessories for Type 22 Vacuum Cleaners



Special Filter

MOTOR COOLING AIR FILTER ATTIX9/IVB9

FILTER FOR MOTOR COOLING 30/40/50

Other

FORKLIFT ACCESSORY

ACCESSORY BASKET

Exhaust Air Collector

EXHAUST AIR COLLECTOR

EXHAUST FITTING KIT D50 ATTIX 9

Vacuum Accessory Set

TYPE 22 VACUUM SET Ø36MM 6-PCS

ATTIX 40-0M PC TYPE 22 230V

ATTIX 791-2M/BI 230V

ATTIX 791-2M/BI 110V

ATTIX 995-0H/M SD XC TYPE 22 230V

Item no.

● 107400041

○ 107400453

○ 302002622

○ 302002624

○ 302003717

○ 107409036

○ 48907



- Standard equipment
- Supplementary accessories
- Mountable equipment

Industrial Vacuum Solutions

Unrivalled knowledge on a global scale

Nilfisk industrial vacuum solutions provide industrial vacuums, pneumatic conveyors, centralised vacuum systems and high power vacuums for any kind of application in all industrial sectors. Special versions are available: ATEX models with certified motors and electrical system, with EEX d II BT5 protection for substances or areas with explosion risks; machines with absolute HEPA filtration system with 99,9995% efficiency and tested by the MPPS method; machines equipped with special filters for all types of treated substances and stainless steel versions for recovering all substances, even corrosive ones.



Pneumatic conveyors are an effective method to move dust and granules. They automate production, moving dust or granules from containers to machine tools. Employed to feed mixers, reactors, vibrating screens, granulators, capsule machines, compressors and blistering machine. Pneumatic conveyors speed up the production process maintaining a healthy and safe environment.

Centralised vacuum system is composed of a suction unit, a filtration unit and a pipeline network. Designed to clean a wide range of production surfaces, the centralised vacuum system saves time thanks to simultaneous suction from various production areas.

Our service

Having easy and quick access to professional service is another key factor in running your operations smoothly, predictably, and with maximum uptime.

That is why we are highly committed to delivering our Service Solutions to you. Nilfisk Service Solutions are not only your fast and reliable backup in the event of a breakdown. They are your guarantee of top professional maintenance visits from our trained technicians that are present all over the world. You can rest assured that your machines will run at their best throughout their lifetime – and keep your business performing at its utmost.

Single-phase Industrial Vacuums



VHS120

The most compact and powerful ever

2 Kw power, model VHS120 is suitable for the recovery of wet and dry materials. It is very compact, but it is equipped with a 37 litre container and it ensures excellent performances. Available even in M and H class for the recovery of toxic material. In these versions it is equipped with Longopac® system.



TECHNICAL DATA	Unit	VHS120	VHS120 MC	VHS120 HC
Voltage	V	230/110	230/110	230/110
Frequency	Hz	50	50	50
Protection class	IP	44	44	44
Insulation class	Class	I	I	I
Rated power	kW	2	2	2
Airflow without hose	L/min	5500 - 330	5500 - 330	5500 - 330
Vacuum max	kPa	21 - 210	21 - 210	21 - 210
Sound pressure level	dB(A)	74	74	74
Container capacity	L	37	-	-
Longopac capacity	L	-	25	25
Main filter type		L Class Polyester	M Class Polyester with glued seams	M Class Polyester with glued seams
Main filter area	cm ²	16000	16000	16000
Upstream hepa filter H14 area	cm ²	-	-	16000
Inlet	mm	50	50	50
Length x Width x Height	cm	560x570x1015	630x628x1300	630x628x1300
Weight	kg	38	51	51
Available in 110 V		•	•	•

All-In-One Industrial Vacuums



Simplicity is the main concept behind the all-in-one range



We are talking about the simplicity of receiving the right combination for your application. You can now choose between 6 different models built according to the main needs of 6 different segments and equipped with the best accessory kit which enhances the efficiency of your vacuum cleaner making it become the perfect solution for you.

Your task? Just plug and play... and continue doing your job without any thought. equipped with the immersion separator container, which is the ideal solution when combustible dust has to be recovered.



Segment	PN	Description	Application	Accessory Kit
METAL	4012300135	VHS120 CC GV	For chips and liquids, 37 litres, singlephase (intermediate use)	Machinery Cleaning Kit (with 5 meters hose)
	4010400054	VHO200 with chips basket	For 75L liquids and 22L chips, with diverting valve for suction or discharge, singlephase (intermediate use)	Oil-proof Kit (with 5 meters hose)
	4010500127	S3BCB L100 CC GV V110 UKP	For chips and liquids, 100 litres, singlephase	Machinery Cleaning Kit (with 5 meters hose)
	4012300198	VHS110CB Z22 EXA AU FM V110 UKP	For combustible dust (St1, St2) in ATEX Zone 22	EXA Oil-proof machinery kit
	4030600522	T30S L100 CC with chips basket	For chips and liquids, 100 litres, threephase (continuous use)	Machinery Cleaning Kit (with 5 meters hose)
	4030500517	T40W L100 FM GV CC	For chips and liquids, 100 litres, threephase, 99,9% filtration	Machinery Cleaning Kit (with 5 meters hose)
FOOD & BEVERAGE	4012300199	VHS120CB LC ACD PBS V110 UKP	For combustible dust in non-classified zones, singlephase (intermediate use)	Antistatic food-grade accessories kit
	4012300136	VHS120 FN	For the recovery of hot material, singlephase (intermediate use)	Ovens accessories kit
	4012300200	VHS110CB Z22 EXA FM PBS V110 UKP	For combustible dust in ATEX zone 22, singlephase (intermediate use)	EXA food grade accessories kit
	4010400053	VHO200 X	For liquids, singlephase (intermediate use)	Alimentary Kit
	4030600523	CTS22 LC L100 ACD PBS	For combustible dust in non-classified zones, threephase (continuous use)	Antistatic food-grade accessories kit
MANUFACTURING	4012300068	VHS120	For general cleaning, 37 litres, singlephase (intermediate use)	Industrial Accessory Kit
	4012300187	VHS110 Z22 EXA AU FM	For combustible dust in ATEX zone 22, singlephase (intermediate use)	EXA Accessory Kit
	4010300478	S3CB L100 LC FM V110 UKP	For general cleaning, 100 litres, singlephase (intermediate use)	Industrial Accessory Kit
	4010500128	S3BCB LP FM AU V110 UKP	For general cleaning, 100 litres, singlephase (intermediate use)	Industrial Accessory Kit
	4030600524	T30S L100 FM	For general cleaning, 100 litres, threephase (continuous use)	Industrial Accessory Kit
	4030600525	T30SCB LP FM AU	For general cleaning, 100 litres, singlephase (intermediate use)	Industrial Accessory Kit
	4030500518	T40WCB IC LP AU	For general cleaning, 100 litres, singlephase (intermediate use)	Industrial Accessory Kit
B&C	4012300070	VHS120 HC	H-Class with Longopac®, for the safe recovery of fine dust, singlephase (intermediate use)	Antishock accessories kit

Single-phase Industrial Vacuums



Power, simplified

3 kW power with three independent motors, S3B industrial vacuum can collect wet and dry materials. In particular it is designed to be used in metal manufacturing production sites to extract metal chips, metal filings, oil and lubricant solutions.

S3



The first digital and fully modular industrial vacuums

3 kW power with "by-pass" motor, model S3 can collect wet and dry materials. It is equipped with a practical electronic dashboard for an easy use and a constant monitoring of the vacuum efficiency. Available with 50 or 100 L bin or with Longopac® disposal Bag.



TECHNICAL DATA	Unit	S3B	S3
Voltage	V	230	230
Frequency	Hz	50-60	50-60
Protection class	IP	43	44
Insulation class	Class	I	I
Rated power	kW	3	3
Airflow without hose	L/min	8100	8100
Vacuum max	kPa	21	21.1
Sound pressure level	dB(A)	75	71
Container capacity	L	50-100	50-100
Main filter area	cm ²	19500	19500
Inlet	mm	70	70
Length x Width x Height	cm	79.5x60x127.5-157	80x60x130-158
Weight	kg	67-70	68-71
Available in 110 V		•	•

Single-phase Industrial Vacuums



VHS110 ATEX

When a single-phase is ATEX certified

1.1 kW, suitable for the recovery of dry materials. The VHS110 ATEX is suitable for Atex Z22 locations. Thanks to the brushless motor, this machine ensures high performance, it needs less maintenance and is suitable for continuous use. The innovative PullClean system effectively cleans the antistatic star filter while the vacuum is running. The optional HEPA14/ULPA15 upstream filter is the perfect choice when collecting fine dusts.



TECHNICAL DATA	Unit	VHS110 ATEX
Voltage	V	230
Frequency	Hz	50
Protection class	IP	64
Insulation class	Class	F
Rated power	kW	1.1
Airflow without hose	L/min	3600
Vacuum max	kPa	22
Sound pressure level	dB(A)	76
Container capacity	L	37
Main filter area	cm ²	10000
Inlet	mm	50
Length x Width x Height	cm	56x57x124
Weight	kg	42
Available in 110 V		•

Three-phase Industrial Vacuums



CTS 22 - CTS 40

Compact, versatile and fully configurable

2.2 and 4 kW power, the CTS-CTT series is suitable for the recovery of dry materials. The CTS models are equipped with a lateral channel blower for a great vacuum and reduced airflow while CTT models mount a turbine, releasing a great airflow and less vacuum. The small size assures ease of movement, manoeuvrability, and allows to reach any place.



TECHNICAL DATA	Unit	CTS22	CTS40
Voltage	V	400	400
Frequency	Hz	50	50
Protection class	IP	55	55
Insulation class	Class	F	F
Rated power	kW	2.2	4
Airflow without hose	L/min	5300	7000
Vacuum max	kPa	30	23
Sound pressure level	dB(A)	62	65
Container capacity	L	50	50
Main filter area	cm ²	19500	19500
Inlet	mm	70	70
Length x Width x Height	cm	105x60x125	105x60x125
Weight	kg	100	114

Three-phase Industrial Vacuums



T22 - T40 - T40W - T75

Tailored for metal production

From 2.2 up to 7.5 kW, suitable for wet and dry materials. Different models for different needs, in particular the 4 kW model is available with double stage side-channel blower connected in series for a greater vacuum (model T40) or connected in parallel for the highest airflow (T40W). Ideal for the cleaning and maintenance of the plants.

T40^{PLUS} - T40W^{PLUS} - T40^{PLUS} HE

Health and safety as standard

From 2.2 to 4.3 kW power, for dry materials. This series has been designed to assure safety to production companies, even in explosion risk areas (they are ATEX certified), moreover L-M-H class versions are suitable for the collection of toxic dust. The side channel blower in series on T40^{PLUS} allows to reach a high vacuum, while the side channel blower in parallel on model T40W^{PLUS} assures a greater airflow. Model T40^{PLUS} HE performs efficiently with less energy consumption thanks to the induction motor producing a vacuum of 330 mbar and an airflow of 270 m³/h: no power limit but a reduced electricity demand from the first use. All T^{PLUS} models can be customised.



TECHNICAL DATA	Unit	T22	T40	T40W	T75	T40 ^{PLUS}	T40W ^{PLUS}
Voltage	V	400	400	400	400	400	400
Frequency	Hz	50	50	50	50	50	50
Protection class	IP	55	55	55	55	55	55
Insulation class	Class	I	I	I	F	F	F
Rated power	kW	2.2	4.3	4	7.5	4.3	4
Airflow without hose	L/min	5250	5250	8150	8900	5250	8150
Vacuum max	kPa	30	46	30	35	36	19
Sound pressure level	dB(A)	68	72	72	74	71	71
Container capacity	L	50-100	50-100	50-100	100	50-100	50-100
Main filter area	cm ²	19500	19500	19500	35000	19500	35000
Inlet	mm	70	70	70	70	70	70
Length x Width x Height	cm	113x60x124-153	113x60x124-153	113x60x124-153	130x60x164	129x60x126-154	129x60x136-164
Weight	kg	111-114	132-135	136-139	188	162	167

Three-phase Industrial Vacuums



3707-3907 series

Endless power for endless possibilities

From 5.5 up to 13 kW, these industrial vacuums are suitable for the recovery of wet & dry materials. They are strong, powerful and reliable, therefore they are ideal for continuous and heavy-duty uses. The wide filter area and the great capacity of the container avoid machinery downtimes. Different models for different needs: greater vacuum pressure, greater air flow or greater power. These vacuums are the most requested by the heavy industry.



3997 - 3997W - 3997WC

First class power

22 kW power, these models are suitable for the recovery of wet and dry materials. For continuous, heavy duty use, these industrial vacuums can be connected to a fixed central system thanks to their high power. The electric filter shaker is mounted as standard.



TECHNICAL DATA	Unit	3707	3707/10	3907	3907/18	3997	3997C	3997W	3997WC
Voltage	V	230/400	230/400	230/400	230/400	400	400	400	400
Frequency	Hz	50	50	50	50	50	50	50	50
Protection class	IP	55	55	55	55	55	55	55	55
Insulation class	Class	F	F	F	F	F	F	F	F
Rated power	kW	5.5	7.5	11	13	20	20	20	20
Airflow without hose	L/min	8100	13500	8400	18600	18600	18600	36000	36000
Vacuum max	kPa	35.3	24.5	43.1	29.4	44	44	25	25
Sound pressure level	dB(A)	78	78	78	78	79	79	78	78
Container capacity	L	175	175	175	175	175	175	175	175
Main filter area	cm ²	35000	35000	35000	35000/66000	66000	110000	98000	110000
Inlet	mm	100	100	100	100	100	100	120	120
Length x Width x Height	cm	160x80x181	160x80x181	160x80x181	160x80x181	200x90x215	200x90x215	200x90x215	200x90x215
Weight	kg	291	305	411	360	650	697	650	697

* Electric filtershaker as standard

Battery-Powered Industrial Vacuums



VHB436

Lose the cord, enhance the benefits

Battery-powered industrial vacuum, which maintains the top-tier performance and filtration capabilities of the electric models, and couples it with high runtime enabled by the Lithium-ion Battery. It's ideal for use in high-traffic environments where efficiency matters as much as safety, and uncompromising results are key to business success.

Many versions available upon request: stainless steel, different disposal systems (Bagging system, Plastic bag system...), 100 L container.



TECHNICAL DATA		VHB436 UKP	VHB436 3B UKP
Voltage	V	(Charge Mode) 110 - 240	(Charge Mode) 110 - 240
Frequency	Hz	(Charge Mode) 50/60	(Charge Mode) 50/60
Insulation class	Class	III	III
Battery charge time	min.	100% charge: 200 min 90% charge: 120 min	100% charge: 270 min 90% charge: 180 min
Battery run time	min.	93	147
Rated power	kW	2.4	2.4
Airflow without hose	L/min	6333 - 380	6333 - 380
Vacuum max	kPa/mbar	13 - 130	13 - 130
Sound pressure level	dB(A)	71	71
Liquid capacity	L	50	50
Inlet	mm	70	70
Length x Width x Height	cm	105x60x125	105x60x125
Weight	kg	125	135

Compressed Air Industrial Vacuums



VHC110 - VHC120 - VHC200



Compressed air, amplifying saving

Designed to operate whenever electricity is unavailable or forbidden, these models are ideal to recover both solid debris and liquid spills.

Models VHC110 and VHC120 are equipped with a new technology of multistage vacuum generator system, to ensure the minimum air consumption together with good performance. Model VHC200, the largest model in the range, is the right solution for applications where top vacuum and airflow are required in heavy duty applications. The range is available in ATEX and EXP version.



TECHNICAL DATA	Unit	VHC110	VHC120	VHC200
Air consumption*	(NL/min)	630	1260	2650
Required pressure	bar	4/7	4/7	6
Airflow without hose*	L/min	33	56	5600
Vacuum max*	kPa	32.5	32.5	38
Sound pressure level	dB(A)	71	72	70
Container capacity	L	37	37	50-100
Main filter type		"L" class Polyester Star filter	"L" class Polyester Star filter	Polyester Star filter
Main filter area	cm ²	16000	16000	19500
Upstream hepa filter h14	cm ²	16000	16000	35000
Inlet	mm	50	50	70
Length x Width x Height	cm	570x560x1010	570x560x1010	91x60x130-159
Weight	kg	37	37	67-70

*at 6 bar of pressure

Industrial Vacuums for Oil and Chips



VHO 200

Collecting liquids has never been so easy!

2.4 kW power, this single-phase industrial vacuum has been designed to collect up to 75 litres of any kind of liquid, also mixed with solid materials, and discharge them very fast by simply activating the valve to change the suction into a blowing flow. It is equipped with a chip basket that can separate solid materials from liquids. Also available in 110V version..

ECO-OIL 13 - ECO-OIL 22

Vacuum oil to save oil

1.3 kW single-phase and 2.2 kW three-phase respectively, models ECO-OIL 13 and ECO-OIL 22 are specifically designed to recover oil, viscose liquids and chips, separate the solids from the liquids by means of "macrofiltration" and allowing the operator to recycle the recovered oil.



TECHNICAL DATA	Unit	VHO200	ECO-OIL 13	ECO-OIL 22
Voltage	V	230	230	400
Frequency	Hz	50	50	50
Protection class	IP	44	43	55
Insulation class	Class	I	B	F
Rated power	kW	2.4	1.3	2.2
Airflow without hose	L/min	4500	2675	5100
Vacuum max	kPa	23	31.3	32.3
Sound pressure level	dB(A)	70	70	71
Shaving capacity	L	22	30	30
Liquid capacity	L	75	180	180
Inlet	mm	50	50	50
Length x Width x Height	cm	58x88x123	67x105x150	67x105x150
Weight	kg	60	120	135
Available in 110 V		•		

All models are equipped with anti-oil wheels with brakes.
All seals are in rubber anti-oil.

Industrial Vacuums for Additive Manufacturing



An industrial vacuum cleaner is an important tool in additive manufacturing. Nilfisk has designed a specific range of products and solutions for this segment, certified by third notified bodies, in compliance with the strictest European and American regulations (BG109 and NFPA484 rev. 2018).



The range includes single-phase, three-phase and compressed air vacuum cleaners, equipped with the immersion separator container, which is the ideal solution when combustible dust has to be recovered.



TECHNICAL DATA	Unit	VHS110 Z22 EXA IS	T22PLUS L100 LC Z22 EXA IS	T40WPLUS L100 Z22 EXA IS	VHC110 Z1 EXA IS	VHC120 Z1 EXA IS	VHC200 L100 Z1 EXA IS
Voltage	V	230	400	400	-	-	-
Frequency	Hz	50	50	50	-	-	-
Protection class	IP	64	65	65	-	-	-
Insulation class	Class	F	F	F	-	-	-
Rated power	kW	1.1	2.2	4	-	-	-
Air consumption (at 6 bar of pressure)	NI/min	-	-	-	630	1260	2650
Required pressure	bar	-	-	-	4/7	4/7	6 Max
Airflow without hose	L/min	3600	5250	8150	1980	3360	5580
Vacuum max	kPa	22	21	19	32.5	32.5	38
Sound pressure level	dB(A)	73	67	71	71	72	70
Max. dust quantity*	L	4*	6*	6*	4*	4*	6*
Main filter type		Antistatic M-class star filter	Antistatic M-class star filter	Antistatic M-class star filter	Antistatic M-Class star filter	Antistatic M-Class star filter	Antistatic M-Class star filter
Main filter area	cm ²	10.000	19.500	35.000	10.000	10.000	19.500
Inlet	mm	50	70	70	50	50	70
Length x width x height	mm	560x570x1240	1290x600x1540	1290x600x1640	270x560x1240	570x560x1240	910x600x1590
Weight	kg	42	138	167	37	37	70

* The maximum collection capacity derives from the presence of the inertization system. Local Standard requirements may impose even stricter limits, in terms of max collectable powder quantity.

Industrial Vacuums for Food, Pharma and OEM



IVT1000

The vacuum for cleanrooms

Small vacuum unit, ideal for cleanrooms, where maximum sterilisation and full contamination control are standard requirements. It is quiet and can be completely sterilised, the right solution for recovering small quantities of toxic (or even potentially lethal) powder (HEPA/ULPA filtration).

VHS110 CR

Cleanroom-friendly, wet & dry

Wet & dry single-phase vacuum cleaner for cleanrooms. The GMP design and the stainless steel execution make it extremely easy to clean and sanitise.

The ULPA15 downstream filter avoids contamination of the cleanroom area, as well the optional upstream HEPA14 or ULPA15 filter secure the highest filtration efficiency in case of very fine dust. Also available in 110V version.



TECHNICAL DATA	Unit	IVT1000	IVT1000 H-CLASS	IVT1000 SAFE PACK	VHS110 CR
Voltage	V	220-240	220-240	220-240	230
Frequency	Hz	50-60	50-60	50-60	50
Protection class	IP	40	40	40	54
Insulation class	Class	-	-	-	I
Rated power	kW	1.2	1.2	1.2	1
Airflow without hose	L/min	2283	2100	2100	2967
Vacuum max	kPa	19.8	20	20	20.5
Sound pressure level	dB(A)	61	61	61	76
Container capacity	L	12.5	12.5	-	37
Dust bag capacity	L	6.5	8	6.5	-
Main filter area	cm ²	2100	2573	2573	10000
Inlet	mm	32	32	32	50
Length x Width x Height	cm	30x30x62.5	30x30x72.5	30x30x70	56x57x124
Weight	kg	9	11.5	9	39
Available in 110 V					•

Industrial Vacuums for Food, Pharma and OEM



VHW200 - VHW201 - VHW210 - VHW211

The most compact vacuum cleaners for automated applications


From 0.45 up to 0.85 kW power, these three-phase fixed industrial vacuums are the smallest of the Nilfisk range and are ideal to be integrated in process machines for the extracting and recovering of small quantities of dust or trimmings. Designed in compliance with GMP requirements, they are quiet and provide excellent filtration thanks to the main filter bag and the HEPA H14 upstream absolute filter as standard.



VHW310 - VHW311

Best on-board vacuum technology

1.5 kW power. Ideal to be integrated into process machines where only a limited space is available and high performances are required. The VHW311 can be easily upgraded on the field with absolute filter and wheels, to become a mobile industrial vacuum.



TECHNICAL DATA	Unit	VHW200	VHW201	VHW210	VHW211	VHW310	VHW311
Voltage	V	400	400	400	400	400	400
Frequency	Hz	50	50	50	50	50	50
Protection class	IP	55	55	55	55	55	55
Insulation class	Class	I	I	I	I	I	I
Rated power	kW	0.45	0.45	0.89	0.89	1.5	1.5
Airflow without hose	L/min	1192	1192	1933	1933	3500	3500
Vacuum max	kPa	14.8	14.8	21	21	24	24
Sound pressure level	dB(A)	56	56	62	59	61	60
Container capacity	L	1	6.5	6.5	6.5	15	15
Main filter area	cm ²	1330	1840	1840	1840	4200	4200
Inlet	mm	40	40	40	40	50	50
Length x Width x Height	cm	53x27x41.5	42x43x82	64x33x47.5	42x43x82	42x71x90.5	42x71x90.5
Weight	kg	17	25	23	31	49	61

Industrial Vacuums for Food, Pharma and OEM



VHW320 - VHW321

Multifunctional innovation

1.5 kW power. Ideal to be used both as equipment of process machines and/or for cleaning and maintenance activities, they mount the new PullClean system to clean effectively the cartridge filter while the vacuum is running. The VHW321, thanks to its innovative and smooth design, is extremely easy to clean and sanitize (GMP conformity). The H class certified vac allows the safe replacement of the absolute filter without getting in contact with hazardous material.



VHW420 - VHW421

When hygiene meets performances

2.2 kW power. The VHW420 has been designed to ensure the highest performances in fully automated applications operating 24/7. The VHW421 is the perfect symbiosis between performances and hygienic design for GMP requirements, it is easy to clean and sanitize but powerful.



TECHNICAL DATA	Unit	VHW320	VHW321	VHW420	VHW421
Voltage	V	400	400	400	400
Frequency	Hz	50	50	50	50
Protection class	IP	55	55	55	55
Insulation class	Class	F	F	F	F
Rated power	kW	1.5	1.5	2.2	2.2
Airflow without hose	L/min	3200	3200	5100	5100
Vacuum max	kPa	18.5	18.5	19	19
Sound pressure level	dB(A)	60	61	63	65
Container capacity	L	25	25	46	46
Main filter area	cm ²	10000	10000	20000	20000
Inlet	mm	50	50	70	70
Length x Width x Height	cm	44x78x117	44x73.5x117	54x97x139	54x97x139
Weight	kg	73	83	100	113

Industrial Vacuum for Food, Pharma and OEM



VHW440 - VHW441

The highest performances for total hygiene productions

4 kW power, it provides excellent performance in terms of vacuum, airflow and filtration for the total cleaning of production areas.



TECHNICAL DATA	Unit	VHW440	VHW441
Voltage	V	400	400
Frequency	Hz	50	50
Protection class	IP	55	55
Insulation class	Class	F	F
Rated power	kW	4	4
Airflow without hose	L/min	7000	7000
Vacuum max	kPa	23	23
Sound pressure level	dB(A)	67	67
Container capacity	L	46	46
Main filter area	cm ²	20000	20000
Inlet	mm	70	70
Length x Width x Height	cm	54x97x139	54x97x139
Weight	kg	113	113

Industrial Vacuums for Packaging and Trims



R Series


The fastest way to collect trims

From 0.85 to 4 kW power, suitable for the recovery of trims and cuttings (paper, plastic, textile) from production lines. Suction power, construction features and dimensions are therefore tailored according to the production machines they need to serve.



TECHNICAL DATA	Unit	R155	R305	3507W R
Voltage	V	230/400	230/400	230/400
Frequency	Hz	50	50	50
Protection class	IP	55	55	55
Insulation class	Class	F	F	F
Rated power	kW	1.1	2.2	4
Airflow without hose	L/min	3300	5100	8600
Vacuum max	kPa	21	31	29
Sound pressure level	dB(A)	72	75	74
Container capacity	L	150	150	215
Main filter area	cm ²	14350	14350	19000
Inlet	mm	50	50	70
Length x Width x Height	cm	66x125	66x125	120x70x140
Weight	kg	47	61	155

Pneumatic Conveyors



PNEUMATIC CONVEYORS



Pneumatic conveyor transfer powdery or granular materials within processing or manufacturing machinery. The transfer will take place according to the schedule, quantity, distance and height desired. Operating principle: a suction system creates vacuum within the hopper, allowing the material to be suctioned; then the material is discharged at the point of destination, i.e. a mixer, a packaging machine or a container. The benefits of pneumatic transfer compared to mechanical transfer are numerous:

- The absence of mobile mechanical parts, except for the exhaust valve, preserves the material's integrity;
- Contact with external agents is minimal, ensuring an optimal level of hygiene;
- Perfectly integrated into manufacturing processes, enhancing their efficiency;
- Higher safety, efficiency and automation

Thanks to the high level of efficiency of the filtration system, Nilfisk pneumatic conveyors minimise the discharge of dust into the environment.



SECTOR OF APPLICATION	MATERIALS	*KG/H	TECHNOLOGY	PUMP (SIZE) OR MOTOR (KW)	CERTIFICATIONS	ADVISED CONVEYOR
FOOD AND PHARMA	Fine powders / Grains	550-1100	Venturi ejectors vacuum	2 ejectors	FDA Ex	3CP0422-220
	Fine powders / Grains	250-800	Venturi ejectors vacuum	2 ejectors	FDA Ex	3CP0422-150
	Fine powders / Grains	150-550	Venturi ejectors vacuum	2 ejectors	FDA Ex	3VP0322-100
	Fine powders	550-1100	Electric vacuum	0.55 KW	FDA Ex	3CT0322-150 F25
	Fine powders	150-650	Electric vacuum	0.55 KW	FDA Ex	3CT0422-150
	Fine powders	150-400	Electric vacuum	0.55 KW	FDA Ex	3VT0322-100
	Empty capsules	40.000**	Electric blowing	0.40 KW	FDA Ex	9GT1645-282A X
	Empty capsules	65.000**	Electric blowing	1.00 KW	FDA Ex	9GT1645-282A FC X
Fragile grains / Tablets	100-600	Electric vacuum	2.20 KW		PCT421FG	

** capsules per minute

FOOD AND OTHER INDUSTRIES	Fine powders /Grains	550-1110	Venturi ejectors vacuum	2 ejectors	FDA Ex	3CP0422-220
	Fine powders	550-1110	Electric vacuum	0.55 KW	FDA Ex	3CT0422-220 F25
	Grains	100-300	Electric vacuum	1 KW		A128XRF
	Grains	100-300	Electric vacuum	1 KW		A128XR

FOOD AND PHARMA	Powders or grains	2100-3000	Electric	12.5 KW		Systems
	Powders or grains	1600-2100	Electric	7.5 KW		
	Powders or grains	900-1600	Electric	4 KW		
	Powders or grains	500-900	Electric	2 KW		
	Powders or grains	100-300	Electric	1 KW		

OTHER INDUSTRIES	Powders or grains	2100-3000	Electrical	12.5 KW		Systems
	Powders or grains	1600-2100	Electrical	7.5 KW		
	Powders or grains	900-1600	Electrical	4 KW		
	Powders or grains	500-900	Electrical	2 KW		
	Powders or grains	100-300	Electrical	1 KW		

*performance may vary depending on the material's bulk, density and the conveying length.

Centralised Vacuum Systems



Centralised vacuum systems



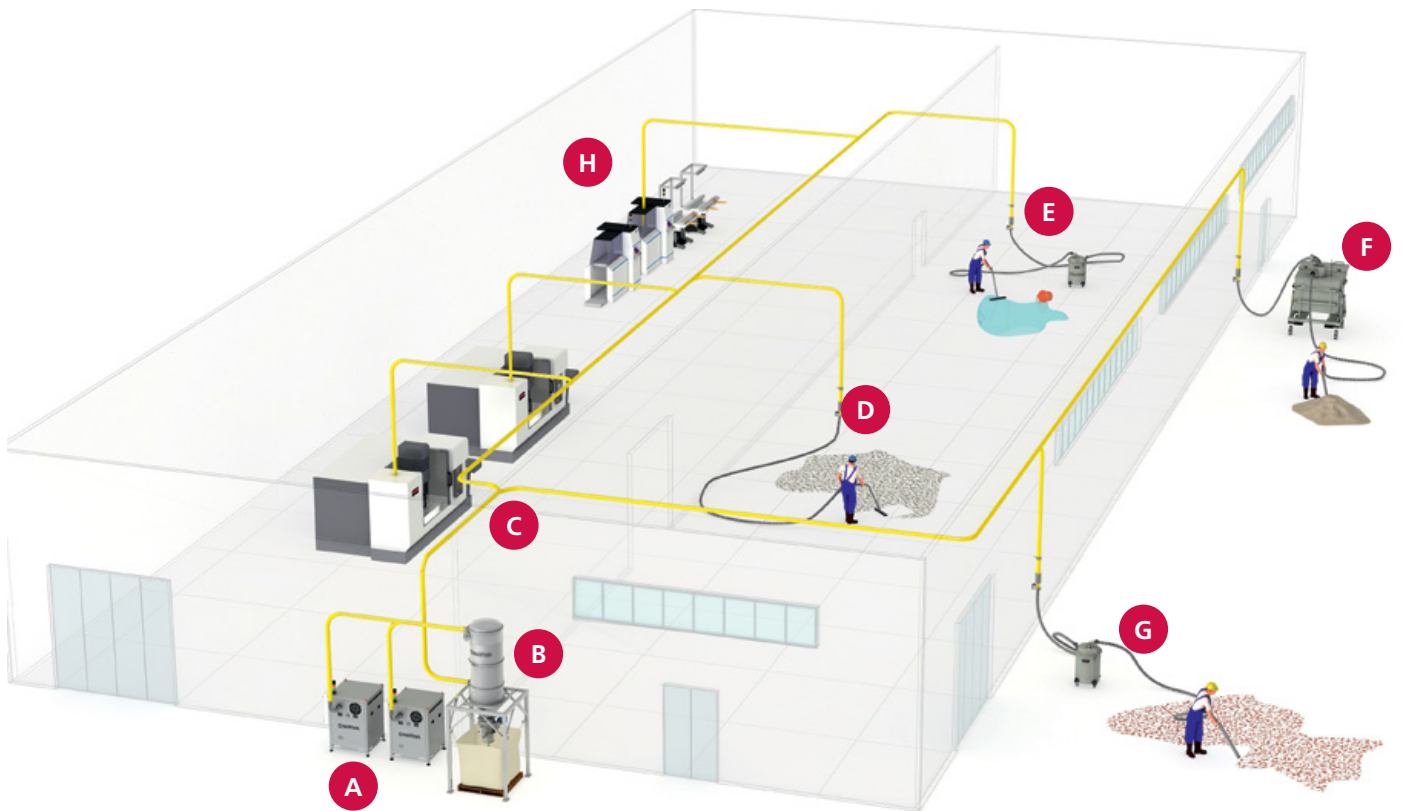
Centralised vacuum systems are the perfect tool to efficiently clean wide areas, with a lot of floor space, large amounts of waste to collect and even when interconnected to process machines to provide vacuum where needed.

The main advantages are:

- It allows to collect materials from many inlets simultaneously;
- it can work continuously, allowing an immediate saving on resources;
- vacuumed materials are collected in one single container, placed either inside or outside the factory, making it easier for the operators to provide for their disposal or recycling.

Centralised vacuum systems consist essentially of a suction unit, a control panel, a filtration system, a discharge system and a series of pipes with inlets in the requested positions.

The new range has been designed in order to be modular, silent, green, simply smart.



A Suction Unit	D Inlet for the tools quick connections	G Hot material pre-separator
B Silo/Filter Chamber	E Liquid pre-separator	H Process machines interconnection
C Pipeline	F Heavy Duty Pre-Separator	

GM 80P – Single-phase Dry Vacuum Cleaner



Lightweight and heavy-duty performance

- Low sound level
- Washable filter in Polyester or Cotton material PTFE (non-stick) and Nomex (heat resistant) filter optional
- Lightweight aluminium construction - built for years of heavy duty cleaning
- Unique dual filter solution available with HEPA or ULPA exhaust filters
- Bagless operation possible dust class L certification

Lightweight and portable, the Nilfisk GM 80P provides quality, durability, high performance and efficient cleaning which is required by dust control professionals. The sturdy aluminium container means that the vacuum cleaner is almost indestructible and therefore especially suitable for heavy duty cleaning. Mounted on a strong steel trolley with large rubber wheels, the machine is easy to manoeuvre. Ideal for production lines, chemi/ pharma industries, hospitals and offices.



TECHNICAL DATA

GM 80P 220-240V UK

IP protection class	IP20
Rated power (W)	1200
Suction power end of tube (W)	270
Airflow without hose (l/sec)	38
Container capacity (l)	12.25
Main filter area (cm ²)	2100
Vacuum max (kPa)	27
Inlet (mm)	38
Weight (kg)	8
Length x width x height (mm)	390x300x410
Main filter type	COTTON
FEATURES	
Detachable cord	•
Robust steel chassis	•
Fleece filter bag	
Washable filter	•
L-class hazardous dust approval	
STANDARD EQUIPMENT	
EXTENSION TUBE D32	11112401
HOSE 38/32MM 2M STEEL BENT END	12097500
COMBI NOZZLE ROLLER PC D32	140 8492 510
BRUSH ROUND GREY 100 NATU	11276901
CREVICE NOZZLE KIT	81140900
FILTER COTTON GS/GM 80	61543000
MOTOR PROTECTION FILTER	11730410
TUBE BENT END D32 STEEL KIT	107402630
MICRO-STATIC FILTER	11641000
ITEM NO.	107418494

IVB 965 SD XC/ IVB 965 – 2H/M SD XC – Industrial Health & Safety Wet & Dry Vacuum Cleaners



For heavy-duty industrial cleaning and hazardous dust collection

- Twin motor industrial performance
- Xtreme Clean fully automatic filter cleaning system for high efficiency also in H class
- Big surface filter for high efficiency and low maintenance costs
- Stainless steel sit down container for easy handling and disposal
- 10 metre cable for a large working radius
- Disposal bag standard


The tougher the cleaning, the better the vacuum cleaner needs to be. This is why so much thought has gone into the design of the IVB 965-21 SD. With 7200 ltr. per minute of air flow and 3000 W of maximum power, it is capable of fast, productive cleaning of dirt, metal chips and liquid spills.



TECHNICAL DATA	IVB 965-0L EU	IVB 965-2H/M EU
IP protection class	IPX4	IPX4
Dust class	L	H/M
Rated power (W)	2x1200	2x1200
Suction power end of tube (W)	270	270
Airflow without hose (l/sec)	120	120
Container capacity (l)	50	50
Main filter area (cm ²)	7800	7800
Vacuum max (kPa)	23	23
Inlet (mm)	50 MultiFit	50 MultiFit
Weight (kg)	45	45
Length x width x height (mm)	615x690x990	615x690x990
Main filter type	PET Nano	Paper/Glass Fibre
FEATURES		
Anti-static system	•	•
Motor speed control	•	•
Low working sound level	•	•
Washable PET fleece filter	•	
XtremeClean filter cleaning	•	•
Disposal bag 1 pcs	•	•
STANDARD EQUIPMENT		
FILTER ELEMENT D275X187 H-CLASS		107400564
FILTER ELEMENT D275X187 PET NANO M-CLASS	107400562	
DISPOSAL BAG ATTIX 7 5 PCS	302001480	302001480
SAFETY FILTER BAG ATTIX/IVB 9 SET5		302003473
ITEM NO.	302002916	302002917

IVB 7X – ATEX TYPE 22

– Industrial Health & Safety Wet & Dry Vacuum Cleaners



Health & Safety Wet & Dry vacuum cleaner for ATEX Zone 22 explosive dust

- Safety vacuum cleaner for dust class M
- ATEX Zone 22 approved single-phase vacuum cleaner
- EC drive motor technology, long life / ATEX applications
- 'Tilt or Lift Out' container emptying. The 70 litre stainless steel container can be easily tilted in the frame or lifted off for emptying.

The IVB 7X M class is equipped with the unique EC drive motor system. This ensures a long product lifetime and use in ATEX zone 22 areas. The IVB 7X is approved according to ATEX directive 94/9/EC for the use in Z 22.



TECHNICAL DATA

IVB 7-M ATEX TYPE 22 EU

IP protection class	IP54
Dust class	M
Rated power (W)	1200
Suction power end of tube (W)	270
Airflow without hose (l/sec)	56
Container capacity (l)	70
Main filter area (cm ²)	3000
Vacuum max (kPa)	25
Inlet (mm)	50 type 22
Weight (kg)	27.2
Length x width x height (mm)	580x605x970
Main filter type	PET
FEATURES	
Filter bag	•
Motor speed control	•
Automatic On/Off-elec. tools	•
ATEX hazardous TYPE 22 approval	•
Extra socket for tool	•
STANDARD EQUIPMENT	
FILTER ELEMENT Ø185X140 PET M-CLASS	302000490
HOSE Ø36X4000MM W COUPLING TYPE 22	44193
ITEM NO.	302001895

*Note EU Plug Fitted

Overview of Accessories



Fixed floor nozzle
Type 22, Ø50x600 mm



Pipe cleaning nozzle



filter bag sets, 5 pcs.



Safety filter bag, 5 pcs.



MAC/floor kit (38mm)
Multi fit rubber hose (38mm)



Vacuum cleaner kit
For special health and safety applications



Oven cleaning set
Ø38mm



Industrial set
Ø50mm



Chip set
Ø50mm

Features – designed to meet customer needs!

Nilfisk offers you a complete range of innovative and powerful wet & dry vacuum cleaners - all designed to accommodate not only your most demanding professional cleaning needs, but also to match your specific level of requirements in terms of suction power, with features such as advanced filtration, very low noise, high performance and automatic or semi-automatic filter cleaning.

XtremeClean™

This advanced technology delivers automatic filter cleaning while you work at full vacuum performance. Using either valve or servo based solutions, XtremeClean™ ensures an even longer lifetime, high efficiency and prevents power loss through restricted airflow – without interruptions.

InfiniClean™

InfiniClean™ automatically cleans the filter during operation using a reversed air pulse that is activated every 15 seconds – increasing the airflow up to 20%. The durable and washable PTFE long-life filter with non-stick membrane can be used for both wet and dry pick-up.

Push&Clean™

This technology allows fast and simple cleaning of the filter cartridge. When pushing the filter cleaning button, the surrounding air enters the filter cartridge in the opposite direction. Dirt is blasted off the filter and the suction performance is high again. A comfortable, powerful yet gentle way of cleaning the filter.

MultiFit™

MultiFit was conceived so that all suction hoses, regardless of whether the diameter is 27, 32, 36, 38 or 50 mm, can be connected to the vacuum without further expenditure. On most models, the MultiFit hose inlet gives the flexibility to choose between universal or AntiStatic hoses.

SoftStart™

A voltage dropout can lead to system break downs if the appliance is sensitive to voltage fluctuation. SoftStart keeps the starting current low and reduces voltage dropout. The function is certified by an independent testing institution.

AntiStatic

The friction of dust particles can a buildup of static electricity in the hose which can cause electrical shocks or even ignite explosive material or combustible dust. The Nilfisk AntiStatic system means that the vacuum inlet fittings are earthed and electrostatic charges are prevented.

AutoOnOff™

By connecting the tool directly to the machine, dust is vacuumed directly from source and the vacuum is switched automatically on and off with the tool. Follow up controls are included for the complete emptying of the suction hose and continuous power regulation.

SystemEC™

The SystemEC, used in all Nilfisk ATEX ZONE 22 vacuums, is a single-phase drive system developed with an electronically commutated direct current motor. The motor is electronically controlled, making carbon brushes unnecessary.

FlowSensor™

This patented technology, used in all Nilfisk H and M class and TYPE 22 vacuum cleaners electronically measures air flow directly with the use of two thermal gates. Air flow can be determined in all operating conditions regardless of hose diameter and/or power supply fluctuation.

MC range – ideal for building & construction, agriculture, rental, industry and food industry

The MC range of mobile cold water pressure washers include solutions from semi-professional and infrequent use to our premium class range, ideal for the most demanding and heavy duty industrial cleaning tasks. The MC range clears the way for efficient cold water cleaning in a wide range of environments.



The MC 2C model is compact and lightweight unit designed for the most basic commercial cleaning tasks by craftsmen, tradesmen and around small farms. Robust and durable pump for low intensity or infrequent use.



The MC 3C is an innovative compact commercial pressure washer for everyday, light duty cleaning tasks. Easy to transport, the MC 3C also includes a wide range of storage solutions and an innovative detergent system to make cleaning more intuitive and productive.



Built on the same platform as the MC 3C line, the MC 4M is equipped with a more heavy duty pump and motor, ideal for more intense commercial cleaning applications. The detergent system improves cleaning efficiency both when using detergent and when only in normal high pressure mode.



The MC 5M range offers additional features for wider applications and more mobility. The range combines robustness, ergonomics, serviceability and pure cleaning power for extended use in tough environments.



The MC 6P FA range of cold water pressure washers brings together an unbeatable working life and durability, high cleaning performance and optimal ergonomics for the most demanding heavy duty cleaning tasks.



The MC 7P FA is equipped with the renowned, industrial class, C3 pump based on a tough 4 piston pump construction, double roller bearings, flow activated control system and 1450 rpm motor for long lifetime and low noise level. Ideal for the toughest of industrial applications.



The MC 7P FFA model is equipped with a stainless steel, non rusting frame and grey, non-marking wheels and hose to protect the working environment. The MC 7P FBFA food industry model includes an additional water break tank and external detergent injector ensuring full separation from the water network and the possibility to apply foam or special detergents.



The MC 8P is the ideal partner for applications requiring considerable cleaning power and water flow combined with a rugged and simple steel frame – perfect for agriculture, construction and transport.

All shown models are available with or without hose reel.

The MH generation – high efficiency and intuitive use reducing cleaning costs

The MH line was the first hot-water range in the industry to implement an EcoPower boiler system that offers higher efficiency, reduced emissions and fuel costs. Across the entire MH range - from compact units to high-end industrial systems - you can count on fuel savings, cleaning efficiency, optimal handling and low emissions.

EcoPower™

The versatile MH 3C combines low running costs, high performance, ease of use, best in class mobility and great cleaning efficiency. The innovative design makes it easy to move over all types of surfaces. The Ergo accessory system contributes to even more comfortable use of the machine and assures durability and reliability. It is the ideal hot water unit for general light everyday cleaning.



The MH 3M and 4M generations combine compact and easy to manoeuvre design with high efficiency heating, low run costs and intuitive use. Both models are equipped with slow running industrial motors and the MH 4M is equipped with a pressure activated unloader system for even higher levels of user comfort and reliability.

The MH 5M, 6P and 7P are based on the same intuitive and mobile design concept as the MH 3 and 4. Equipped also with the high efficiency EcoPower™ boiler system, the models also offer the benefits of pressure activated unloaders systems for added comfort and on board maintenance diagnostics for reduced downtime and service costs.

The MH 6P and MH 7P ranges are equipped with our unique 4 piston pumps for heavy duty work cycles and long lifetime. The MH 6P also includes models with high water flow for tougher applications in transport, construction and agriculture.



In addition to these core models, Nilfisk offers the high power MH 8P which combines high pressure and high water flow for routine cleaning of large amounts of dirt.

The ergonomic and easy to use MH design is now adapted to an electrical heated hot water unit. Ideal for use in areas where exhaust gases must be avoided, the MH 5M E offers pollution free hot water cleaning.

Independent of electrical power and normal water sources

The Nilfisk petrol and diesel powered range of cold and hot water pressure washers are totally independent of electrical power sources – and even of normal water sources – making them highly flexible. Powered by a petrol or diesel engine and capable of drawing water from a tank, river or well, they are the ideal solution for cleaning agricultural or construction materials in the middle of a field or building site. The ideal solution for all cleaning jobs, customised, efficient and economical.



The MH PE is a comprehensive range of petrol powered hot water models for professional use. Powered by a petrol motor and able to draw water from a tank, river or well, totally independent of electrical power and normal water sources. Ideal for fully autonomous use in the construction or agriculture, industrial segments or by contract cleaners. Easy to use control panel. Versions with high flow or high pressure.

MH PE exists in both mobile or trailer-mountable units and offer high efficiency, low cleaning costs and ease of use. A range of pump versions exist - direct driven or belt driven. All machines offer efficient and low cost water heating with the EcoPower™ boiler system.



The MH DE is a comprehensive range of diesel powered hot water models for professional use. Powered by a diesel driven motor and able to draw water from a tank, river or well, totally independent of electrical power and normal water sources. Ideal for all cleaning jobs in construction or agriculture. Easy oil drain from motor and pumps combined with the low pump oil safety function protects pump against running dry, keeping service costs low.

MH DE exists in both mobile or trailer-mountable units and offer high efficiency, low cleaning costs and ease of use. A range of pump versions exist - direct driven or belt driven. All machines offer efficient and low cost water heating with the EcoPower™ boiler system.

Fixed cleaning applications – optimal cleaning – optimal profits

Nilfisk offers a full line of products for stationary cold and hot water units, also for self service applications. Ideal if you need to maintain high hygiene levels in a slaughter-house, kitchen or processing plant or if you need to degrease metal components on an industrial site.....



Nilfisk has the most complete range of stationary solutions on the market and is an ideal and trustworthy partner for your installation projects. We do not simply provide a standard product, but can modify it to your specific needs.

Machines can easily be installed in any location around a site. A carefully planned and optimised piping system will then ensure that you can easily and quickly clean the desired areas. Stationary units offer numerous advantages. For example, the units are pre-set for your own individual needs.

The SC UNO 4M is both a stationary and a portable cold water pressure washer unit. It can be easily carried from site to site with the robust steel transport handle or it can be placed as a fixed installation against a wall for stationary use thanks to the designed installation plate.

The SC UNO 5, 6, 7 and DUO models meet the latest demands for top performance levels within many different industries. Powered by either one or two pumps these cold water stationary units can handle heavy duty cleaning tasks. The innovative foam cabinet meets specific hygiene needs. The foam material is approved for use in the food industry, and as an added benefit, it reduces the noise level, adding comfort for both the user and the surroundings.

All models offer a variety of configurations according to user situations, and are built to be easy to understand and simple and intuitive to operate – at an attractive price level. Furthermore, intuitive user functions and the opportunity to customise the machines with equipment suited for your environment ensure high productivity.

The SC DELTA is a multi-pump, multi-pressure system encompassing 3, 4 or 6 pumps - and allowing up to 12 people to work at any time. The SC DELTA offers very high productivity and simultaneously enables of a wide range of user requirements of high & low pressures, different flow levels, and detergents. It is a very durable and reliable machine, with easy maintenance and minimal downtime. The high productivity combined with low maintenance cost offers the best-in-class total cost of cleaning.

The SH SOLAR E offers electrical heated hot water cleaning and the SH SOLAR D and G lines offer efficient and low cost water heating with the EcoPower™ boiler system. This gives you hot water at the lowest possible cost. At full power, the boiler offers significantly hotter water, thus reducing cleaning time for tasks involving oils, and greases.

The SH TRUCK is a simple, robust and corrosion proof hot water (diesel fired) stationary unit for permanent outdoor placement. The unit is equipped with cabinet insulation and electrical powered heater fan for frost protection and all year round cleaning. It is the ideal outdoor stationary pressure washer for use in haulage companies, fleet parks or for cleaning of animal and food transport vehicles near slaughterhouses. The SH TRUCK is equipped with the high efficiency EcoPower boiler offering reduced fuel consumption and costs.

The SH AUTO motor pumps are controlled by a frequency modulator, adjusting the incoming electrical frequency to the motor unit. As the frequency is adjusted, motor speed is increased or decreased accordingly. As a result of this change in speed, water flow and pressure from the pump are modified by a change in speed of the pistons. This technology reduces wear and tear and enables us to implement pumps without additional complex unloader parts. In addition, running at lower frequencies and speeds, motor pumps are much quieter...giving a more comfortable cleaning experience for the user.



MC 2C – Compact Mobile Cold Water



Ideal cold water cleaning for everyday tasks

- Powerful detergent application with universal foam sprayer – easy to use
- 4-in-1 nozzle ensures easy change between nozzles – always the right nozzle for almost all cleaning tasks and applications
- New hose-reel guide for an easy, one-handed rollup and protected hose storage
- Easier water-flow regulation for a quick adjustment according to the cleaning tasks
- Ergo 2000 spray gun and ergonomic accessory concept improve handling and reduce strain
- Easy transport and storage (wheels, telescopic handle, lifting bar)
- High-quality alloy pump head and automatic start/stop for a high wear resistance

The MC 2C range is destined for low intensity use and routine cleaning tasks. They offer excellent cleaning performance, professional spray equipment, good storage facilities and handling.



TECHNICAL DATA	MC 2C-120/520 T	MC 2C-140/610 XT
Recommended avg. hours of use per day	1	1
Pump pressure (bar/MPa)	120/12	140/14
Cleaning impact (kg/force)	2.2	2.5
Water flow Qmax/Qiec (l/h)	520/470	610/540
Max. inlet temperature (°C)	60	60
Length x width x height (mm)	394x391x955	394x391x955
Weight (kg)	27.1	32.8
El cable (m)	5	5
Nozzle size	0340	0340
Power consumption (kW)	2.3	2.9
Voltage/phase/frequency/current (V~/HZ/A)	230/1/50/10	230/1/50/12.6
Pump (RPM)	2800	2800
FEATURES		
Pistons/number of pistons	•	•
Automatic start/stop	•	•
Gun Holder	•	•
Cable hook turnable	•	•
Foam sprayer attachment	•	•
Detergent bottle 2,5l	•	•
Hose reel		•
STANDARD EQUIPMENT		
GARDENA COMPATIBLE MALE 3/4" ACCESSORY	32541	32541
HOSE DN6 10M 1W FOR P-2	126528620	
HP-HOSE DN6 15M SWIVEL-3/8 F. HOSE REEL		101406176
ERGO 2000 STANDARD W. HOSE SWIVEL	106403122	106403122
FLEXOPOWER PLUS BEND W/O NOZZLE		
4-IN-1 LANCE INCL 0340 ALUMINUM HEAD	106408250	106408250
TORNADO NOZZLE		
ITEM NO.	128471353	128471351

MC 3C – Compact Mobile Cold Water



Compact cold water high pressure washers with external foam sprayer detergent system

- Pressure activated unloader system
- Pump oil tank with oil level sight and fill/empty function
- Easy opening and removing of cabinet for access to the pump
- Innovative holder protects Spray Gun from damage during storage and transport
- Turnable cable hook for easier removal and wind-up of power cable
- Robust design with large wheels - easy to manoeuvre over rough surfaces and steps
- Aluminium lifting bar

The MC 3C is designed for light, general cleaning tasks and is the ideal choice for tradesmen, small building companies, small garages and farms. This range is equipped with a professional 2800 rpm motor pump unit with stainless steel pistons developed for low to medium intensity use.



TECHNICAL DATA	MC 3C-140/570 230/1/50/13 UK	MC 3C-150/570 XT 230/1/50/13 UK
Recommended avg. hours of constant use per day*	2	2
Pump pressure (bar/MPa)	140/14	150/15
Cleaning impact (kg/force)	2.5	2.6
Water flow Qmax/Qiec (l/h)	570/520	570/520
Max. inlet temperature (°C)	60	60
Pump (RPM)	2800	2800
Length x width x height (mm)	382x382x1017	382x382x1017
Weight (kg)	36	38
Power consumption (kW)	3	3
Voltage/phase/frequency/current (V~/HZ/A)	230/1/50/12.6	230/1/50/13
El cable (m)	5	5
Stainless steel pistons	3	3
Suction height dry (m)	0.5	0.5
Nozzle size	25034	.0340
FEATURES		
Hose reel		•
Hose storage holders	•	
Spray Gun Holder	•	
Cable Hook, turnable	•	
Lock for Hose Reel		•
Foam Sprayer		•
Detergent Canister 2,5 ltr		•
STANDARD EQUIPMENT		
ERGO COUPLING KIT	101119496	101119496
10 M WIRE HOSE DN6	301002275	
HP-HOSE DN6X15M MC 3-4		107142542
HOSE REEL FOR MC 3-4		107145803
ERGO 2000 STANDARD W. HOSE SWIVEL	106403122	106403122
UNIVERSAL PLUS LANCE 940 BEND W/O NOZZ	106403036	
4-IN-1 LANCE INCL 0340 ALUMINIUM HEAD		106408250
NOZZLE 0340 INDICATION RING VIOLET		101119735
DETERGENT TANK W. SEALING CAP - 2.5 LTR.		106403162
ITEM NO.	107146373	107146371

* Based on 1-5 days use per week

MC 4M – Medium Mobile Cold Water



Mid range cold water high pressure washers with external foam sprayer detergent system

- Pressure activated unloader system
- Pump oil tank with oil level sight and fill/empty function
- Easy opening and removing of cabinet for access to the pump
- Innovative holder protects spray gun from damage during storage and transport
- Turnable cable hook for easier removal and wind-up of power cable
- Robust design with large wheels - easy to manoeuvre over rough surfaces and steps
- Aluminium lifting bar

The MC 4M is designed for light, general cleaning tasks and is the ideal choice for tradesmen, small building companies, small garages and farms. This range is equipped with a professional 1450 rpm motor pump unit with ceramic coated pistons for slightly heavier applications, developed for low to medium intensity use.



TECHNICAL DATA	MC 4M-100/770 230/1/50/13 UK	MC 4M-140/620 230/1/50/13 UK	MC 4M-140/620 XT 230/1/50/13 UK
Recommended avg. hours of constant use per day*	3	3	3
Pump pressure (bar/MPa)	100/10	140/14	140/14
Cleaning impact (kg/force)	2.9	2.8	2.8
Water flow Qmax/Qiec (l/h)	770/720	620/580	620/580
Max. inlet temperature (°C)	60	60	60
Pump (RPM)	1450	1450	1450
Length x width x height (mm)	382x382x1017	382x382x1017	382x382x1017
Weight (kg)	39	39	41
Power consumption (kW)	2.8	2.9	2.9
Voltage/phase/frequency/current (V~/HZ/A)	230/1/50/11.5	230/1/50/12.5	230/1/50/12.5
El cable (m)	5	5	5
Ceramic coated pistons	3	3	3
Suction height dry (m)	0.5	0.5	0.5
Nozzle size	.0350	25035	.0350
FEATURES			
Hose reel			•
Spray Gun Holder	•	•	•
Cable Hook, turnable	•	•	•
Lock for Hose Reel			•
Foam Sprayer	•		•
Detergent Canister 2,5 ltr	•		•
STANDARD EQUIPMENT			
ERGO COUPLING KIT	101119496	101119496	101119496
10 M WIRE HOSE DN6	301002275	301002275	
HP-HOSE DN6X15M MC 3-4			107142542
HOSE REEL FOR MC 3-4			107145803
ERGO 2000 STANDARD W. HOSE SWIVEL	106403122	106403122	106403122
FLEXOPOWER PLUS 990 W/O NOZZLE BLUE	106408228		
UNIVERSAL PLUS LANCE 940 BEND W/O NOZZ		106403036	
4-IN-1 LANCE INCL 0350 ALUMINUM HEAD			106408251
NOZZLE 0350 INDICATION RING BORDEAUX			101119736
NOZZLE 0530 INDICATION RING RED	101119742		
DETERGENT TANK W. SEALING CAP - 2.5 LTR.	106403162		106403162
HOLDER F. FOAM GUN	107142504		107142504
BRACKET F. DETERGENT TANK 2.5L	107142505		107142505
ITEM NO.	107146398	107146396	107146399

* Based on 1-5 days use per week

MC 5M PA-FA – Medium Mobile Cold Water



Innovative and versatile mid range cold water high pressure washers

- Tough and sturdy design with 30mm steel frame
- Optimal storage and transport with foldable handle and easy lifting points
- High mobility with large rear wheels and front castor wheel
- Easy accessibility to pump, optimal service concept
- Ergonomic accessory concept

The MC 5 PA-FA mid range pressure washers are the most versatile partners for demanding customers in agriculture, industry, construction and automotive. The MC 5M range succeeds in combining an unmatched level of mobility and ease of use with unbeatable robustness, optimal service and great accessory storage features.



TECHNICAL DATA	MC 5M-100/770	MC 5M-100/770 XT	MC 5M-180/840	MC 5M-180/840 XT	MC 5M-200/1000	MC 5M-200/1000 XT	MC 5M-200/1050
Recommended avg. hours of constant use per day*	5	5	5	5	5	5	5
Pump pressure (bar/MPa)	100/10	100/10	180/18	180/18	200/20	200/20	200/20
Cleaning impact (kg/force)	3.2	3.2	4.1	4.1	5.3	5.3	5.6
Water flow Qmax/Qiec (l/h)	770/640	770/640	840/760	840/760	1000/940	1000/940	1050/960
Max. inlet temperature (°C)	60	60	60	60	60	60	60
Pump (RPM)	1450	1450	1450	1450	1450	1450	1450
Length x width x height (mm)	735x570x1020	890x570x1020	735x570x1020	890x570x1020	735x570x1020	890x570x1020	735x570x1020
Weight (kg)	68	73	66	72	71	76	73
Power consumption (kW)	2.6	2.6	4.8	4.8	6.1	6.1	6.1
Voltage/phase/frequency/current (V~/HZ/A)	230/1/50/12	230/1/50/12	400/3/50/8.5	400/3/50/8.5	400/3/50/11.4	400/3/50/11.4	400/3/50/11.4
El cable (m)	5	5	5	5	5	5	5
Ceramic pistons	3	3	3	3	3	3	3
Suction height dry (m)	1	1	1	1	1	1	1
Nozzle size	.0475	.0475	.0400	.0400	.0500	.0500	.0500
FEATURES							
Detergent tank	•	•					•
Hose reel		•		•		•	
Parking brake	•	•					•
Automatic start/stop	•	•	•	•	•	•	•
2 x detergent injector	•	•					
Water flow regulation	•	•					•
1 x detergent injector							•
STANDARD EQUIPMENT							
ERGO COUPLING KIT	101119496	101119496	101119496	101119496	101119496	101119496	101119496
HOSE NOZZLE 20R3/4			61369	61369	61369	61369	61369
QUICK COUPLING 3/4 W/GASKET	1602945	1602945					
10 M WIRE HOSE DN6	301002275		301002275		301002275		
HP-HOSE DN6 15M 3/8-3/8 F. QUICK COUPL				101406175		101406175	
HOSE DN8 1 WIRE 15M W.ERGO FEMALE COUPL.		301001100					
HOSE DN8 1 WIRE 10M W.ERGO FEMALE COUPL.	101405770						101405770
ERGO 2000 STANDARD W. HOSE SWIVEL	106403122	106403122	106403122	106403122	106403122	106403122	106403122
TORNADO PLUS 1120 BEND W/O NOZZLE	106403010	106403010					106403010
FLEXOPOWER PLUS 1120 W/O NOZZLE BLUE			106408227	106408227	106408227	106408227	
TURBOHAMMER PLUS 1115 STRAIGHT W12 0400				106403002			
TURBOHAMMER PLUS 1130 STRAIGHT W12 0500		106403003				106403003	
TURBOHAMMER NOZZLE W12 050		301001108					
NOZZLE 0400 INDICATION RING METAL GREY			101119738	101119738			
NOZZLE 0500 INDICATION RING YELLOW	101119741	101119741			101119741	101119741	101119741
ITEM NO.	107146700	107146701	107146705	107146708	107146727	107146728	107146711

* Based on 1-5 days use per week

MC 5M PA-FA – Medium Mobile Cold Water

Innovative and versatile mid range cold water high pressure washers



- Tough and sturdy design with 30mm steel frame
- Optimal storage and transport with foldable handle and easy lifting points
- High mobility with large rear wheels and front castor wheel
- Easy accessibility to pump, optimal service concept
- Ergonomic accessory concept


The MC 5 PA-FA mid range pressure washers are the most versatile partners for demanding customers in agriculture, industry, construction and automotive. The MC 5M range succeeds in combining an unmatched level of mobility and ease of use with unbeatable robustness, optimal service and great accessory storage features.



TECHNICAL DATA	MC 5M-200/1050	MC 5M-200/1050 FA	MC 5M-200/1050 XT	MC 5M-220/1130	MC 5M-220/1130	MC 5M-220/1130 FA	MC 5M-220/1130 XT
Recommended avg. hours of constant use per day*	5	5	5	5	5	5	5
Pump pressure (bar/MPa)	200/20	200/20	200/20	220/22	220/22	220/22	220/22
Cleaning impact (kg/force)	5.6	5.6	5.6	6.2	6.2	6.2	6.2
Water flow Qmax/Qiec (l/h)	1050/960	1050/960	1050/960	1130/1040	1130/1040	1130/1040	1130/1040
Max. inlet temperature (°C)	60	60	60	60	60	60	60
Pump (RPM)	1750	1450	1450	1450	1750	1450	1450
Length x width x height (mm)	735x570x1020	735x570x1020	890x570x1020	735x570x1020	735x570x1020	735x570x1020	890x570x1020
Weight (kg)	74	73	78	78	80	79	85
Power consumption (kW)	6.1	6.1	6.1	7.4	7.0	7.4	7.4
Voltage/phase/frequency/current (V~/HZ/A)	220-440/3/60/20-10.7	400/3/50/11.4	400/3/50/11.4	400/3/50/13.3	220-440/3/60/23-12	400/3/50/13.3	400/3/50/13.3
El cable (m)	5	5	5	5	5	5	5
Ceramic pistons	3	3	3	3	3	3	3
Suction height dry (m)	1	1	1	1	1	1	1
Nozzle size	.0500	.0500	.0500	.0530	.0530	.0530	.0530
FEATURES							
Detergent tank	•	•	•	•	•	•	•
Hose reel			•				•
Parking brake	•	•	•	•	•	•	•
Automatic start/stop	•	•	•	•	•	•	•
2 x detergent injector			•				•
Water flow regulation	•	•	•	•	•	•	•
1 x detergent injector	•	•					
STANDARD EQUIPMENT							
ERGO COUPLING KIT	101119496	101119496	101119496	101119496	101119496	101119496	101119496
HOSE NOZZLE 20R3/4	61369	61369	61369	61369	61369	61369	61369
HOSE DN8 1 WIRE 15M W.ERGO FEMALE COUPL.			301001100				
HOSE DN8 1 WIRE 20M W.ERGO FEMALE COUPL.							301001101
HOSE DN8 1 WIRE 10M W.ERGO FEMALE COUPL.	101405770	101405770		101405770	101405770	101405770	
ERGO 2000 STANDARD W. HOSE SWIVEL	106403122	106403122	106403122	106403122	106403122	106403122	106403122
TORNADO PLUS 1120 BEND W/O NOZZLE	106403010	106403010	106403010	106403010	106403010	106403010	106403010
TURBOHAMMER PLUS 1125 STRAIGHT W11 0550							106402292
TURBOHAMMER PLUS 1130 STRAIGHT W12 0500			106403003				
NOZZLE 0500 INDICATION RING YELLOW	101119741	101119741	101119741				
NOZZLE 0530 INDICATION RING RED				101119742	101119742	101119742	101119742
ITEM NO.	107146713	107146714	107146716	107146718	107146719	107146721	107146722

* Based on 1-5 days use per week

MC 6P FA – Premium Mobile Cold Water



Heavy duty for intensive use in a wide range of applications

- NA6 4 ceramic piston pump with 80°C inlet temp
- Tough and sturdy design with 30mm steel frame
- Optimal storage and easy to transport with foldable handle and easy lifting points
- High mobility with large rear wheels and front castor wheel
- Easy accessibility to pump, optimal service concept
- Ergonomic accessory concept
- Flow activated control system
- Low pump oil safety function

The MC 6P range of cold water pressure washers brings together an unbeatable working life and durability, high cleaning performance and optimal ergonomics for the most demanding heavy duty cleaning tasks for industry, agriculture, shipping, transport sector and food industry.



TECHNICAL DATA	MC 6P-170/1600 FA	MC 6P-170/1600 FAXT	MC 6P-180/1300 FA	MC 6P-180/1300 FAXT	MC 6P-250/1100 FA	MC 6P-250/1100 FAXT	MC 6P-20/1950 FA - EU	MC 6P-20/1950 FAXT - EU
Recommended avg. hours of constant use per day*	6	6	6	6	6	6	6	6
Pump pressure (bar/MPa)	170/17	170/17	180/18	180/18	250/25	250/25	120/12	120/12
Cleaning impact (kg/force)	7.9	7.9	6.5	6.5	6.4	6.4	8.4	8.4
Water flow Qmax/Qiec (l/h)	1600/1500	1600/1500	1300/1200	1300/1200	1100/1010	1100/1010	1850/1950	1850/1950
Max. inlet temperature (°C)	80	80	80	80	80	80	80	80
Pump (RPM)	1450	1450	1450	1450	1450	1450	1450	1450
Length x width x height (mm)	775x570x1020	930x570x1020	775x570x1020	930x570x1020	775x570x1020	930x570x1020	930x570x1020	930x570x1020
Weight (kg)	89	96	86	93	89	96	89	96
Power consumption (kW)	8.8	9	7.4	7.7	8.3	8.8	7.5	7.5
Voltage/phase/frequency/current (V~/HZ/A)	400/3/50/16	400/3/50/16	400/3/50/14.5	400/3/50/14.5	400/3/50/15	400/3/50/15.5	400/3/50/16	400/3/50/16
El cable (m)	8	8	8	8	8	8	8	8
Ceramic pistons	4	4	4	4	4	4	4	4
Suction height dry (m)	1	1	1	1	1	1	1	1
Nozzle size	.0950	.0950	.0700	.0700	.0475	.0475	.1500	.1500
FEATURES								
Hose reel		•		•		•		•
Food industry wheels and hose								
Pump oil warning system	•	•	•	•	•	•	•	•
Delayed automatic start stop	•	•	•	•	•	•	•	•
2 x detergent injector	•	•	•	•	•	•	•	•
STANDARD EQUIPMENT								
ERGO COUPLING KIT	101119496	101119496	101119496	101119496	101119496	101119496	101119496	101119496
HOSE NOZZLE 20R3/4	61369	61369	61369	61369	61369	61369	61369	61369
HOSE DN10 10 M 2W 3/8X3/8 INCH	6101766		6101766		6101766			
HP HOSE DN10 150DEG L15000mm		1402064		1402064		1402064		
HOSE DN10 10 M 2W 3/8X3/8 GRAU-FOOD								
HOSE REEL COMPLETE		106403143		106403143		106403143		106403143
ERGO 2000 STANDARD W. HOSE SWIVEL	106403122		106403122	106403122	106403122	106403122	106403122	106403122
SPRAY HANDLE W. SWIVEL LOCK		106402190						
TORNADO PLUS 1120 BEND W/O NOZZLE	106403010	106403010	106403010	106403010	106403010	106403010	106403010	106403010
TURBOHAMMER PLUS 1125 STRAIGHT W11 0500						106402291		
TURBOHAMMER PLUS 1125 STRAIGHT W11 0700				106402294				
TURBOHAMMER PLUS 1130 STR./NOZ. W11 1000		106403078						
TORNADO NOZZLE 0475					301150005	301150005	301150005	301150005
NOZZLE 0700 INDICATION RING ORANGE			101119748	101119748				
TORNADO NOZZLE 0950 DARK ROSE	101117655	101117655						
ITEM NO.	107146755	107146761	107146752	107146759	107146751	107146758	107147773	107146774

* Based on 1-5 days use per week

MC 7P FA – Premium Mobile Cold Water



Ultimate industrial quality for the toughest of industrial applications

- C3 4 ceramic piston pump with 85°C inlet temp
- Tough and sturdy design with 30mm steel frame
- Optimal storage and easy to transport with foldable handle and easy lifting points
- High mobility with large rear wheels and front castor wheel
- Easy accessibility to pump, optimal service concept
- Ergonomic accessory concept
- Low activated control system
- Low pump oil safety function

The MC 7P industrial range of cold water pressure washers combines the renowned lifetime and quality of the C3 pump with optimal ergonomics to bring an unbeatable heavy duty pressure washer for industry, agriculture, shipping, transport sector and food industry.




TECHNICAL DATA

	MC 7P-195/1280 FA	MC 7P-195/1280 FA	MC 7P-195/1280 FAXT	MC 7P-195/1280 FBFA	MC 7P-195/1280 FFA
Recommended avg. hours of constant use per day*	7	7	7	7	7
Pump pressure (bar/MPa)	195/19.5	195/19.5	195/19.5	195/19.5	195/19.5
Cleaning impact (kg/force)	6.7	6.7	6.7	6.7	6.7
Water flow Qmax/Qiec (l/h)	1280/1180	1280/1180	1280/1180	1280/1180	1280/1180
Max. inlet temperature (°C)	85	85	85	70	85
Pump (RPM)	1450	1450	1450	1450	1450
Length x width x height (mm)	775x570x1020	775x570x1020	930x570x1020	775x570x1020	775x570x1020
Weight (kg)	89	90	95	94	89
Power consumption (kW)	8	8	8	8	8
Voltage/phase/frequency/current (V~/HZ/A)	400/3/50/14	230/400/3/50/24.5/14	400/3/50/15	400/3/50/14	400/3/50/14
El cable (m)	8	8	8	8	8
Ceramic pistons	4	4	4	4	4
Detergent tank capacity (l)	2 x 2.5	2 x 2.5	2 x 2.5	2 x 2.5	2 x 2.5
Suction height dry (m)	1	1	1	1	1
Nozzle size	.0680	.0680	.0680	.0680	.0680
FEATURES					
Stainless steel frame				•	•
Hose reel			•		
Food industry wheels and hose				•	•
Pump oil warning system	•	•	•	•	•
Delayed automatic start stop	•	•	•	•	•
Water break tank				•	
STANDARD EQUIPMENT					
ERGO COUPLING KIT	101119496	101119496	101119496	101119496	101119496
HOSE NOZZLE 20R3/4	61369	61369	61369	61369	61369
HOSE DN10 10 M 2W 3/8X3/8 INCH	6101766	6101766			
HP HOSE DN10 150DEG L15000mm			1402064		
HP Hose DN10 Grey 10000 AGR-AGR				6101767	6101767
HOSE DN10 10 M 2W 3/8X3/8 GRAU-FOOD				6101767	6101767
HOSE REEL COMPLETE			106403143		
ERGO 2000 STANDARD W. HOSE SWIVEL	106403122	106403122	106403122	106403122	106403122
TORNADO PLUS 1120 BEND W/O NOZZLE	106403010	106403010	106403010	106403010	106403010
TURBOHAMMER PLUS 1125 STRAIGHT W11 0700			106402294		
NOZZLE 0680 INDICATION RING GREY	101119747	101119747	101119747	101119747	101119747
FOAM INJECTOR W BYPASS S. S				6401243	
ITEM NO.	107146800	107146803	107146801	107146812	107146802

* Based on 1-5 days use per week

MC 8P – Premium Mobile Cold Water



The ultimate in durability and robustness for tough applications requiring high water flow

- Tough steel or stainless steel frame variants
- Slow running 1450 rpm motors with low noise level
- Ceramic pistons for longer working life
- Simple and easy to use
- Parking brake
- 15m HP hose

The MC 8P is a tough, robust cold water range combining high water flow and high pressure. The MC 8P is available with both powder coated frame or stainless steel frame for additional resistance in tough environments.



TECHNICAL DATA	MC 8P-160/2500	MC 8P-160/2500 ST	MC 8P-180/2100
Recommended avg. hours of constant use per day*	5	5	5
Pump pressure (bar/MPa)	160/16	160/16	180/18
Cleaning impact (kg/force)	12.5	12.5	11.1
Water flow Qmax/Qiec (l/h)	2500/2450	2500/2450	2100/2050
Max. inlet temperature (°C)	50	50	50
Pump (RPM)	1450	1450	1450
Length x width x height (mm)	900x660x910	900x660x910	900x660x910
Weight (kg)	130	130	130
Power consumption (kW)	14.5	14.5	14
Voltage/phase/frequency/current (V~/HZ/A)	400/3/50/24.9	400/3/50/24.9	400/3/50/24
El cable (m)	5	5	5
Ceramic pistons	3	3	3
Suction height dry (m)	1.5	1.5	1.5
Suction height - primed (m)	2.5	2.5	2.5
Nozzle size	.1590	.1590	.1200
FEATURES			
Stainless steel frame		•	
SilentPower - 1450 rpm motor	•	•	•
Parking brake	•	•	•
Pneumatic wheels	•	•	•
Automatic on/off and delayed action	•	•	•
STANDARD EQUIPMENT			
ERGO COUPLING KIT	101119496	101119496	101119496
HOSE LINER 20 R1	6577	6577	6577
HP HOSE DN10 150DEG L15000mm			1402064
HP Hose DN12 15000 AGR-AGR	4810213	4810213	
15 M 2 WIRE HOSE 1/2 DN12	4810213	4810213	
ERGO 2000 STANDARD W. HOSE SWIVEL			106403122
SPRAY HANDLE W. SWIVEL LOCK	106402190	106402190	
TORNADO PLUS 1120 BEND W/O NOZZLE	106403010	106403010	106403010
NOZZLE 1200 INDICATION RING CAMELE			101119758
TORNADO + NZLE 1590 1/8-27NPT	301150004	301150004	
ITEM NO.	301002535	301002619	301002534

* Based on 1-5 days use per week

MH 3C – Compact Mobile Hot Water



Compact and high performing

- EcoPower™ boiler with EcoMode function
- EcoPower™ boiler >92% efficiency giving reduced fuel costs
- Brass pump head
- Pressure activated unloader system
- Innovative design with 4 big wheels
- Easy to transport, can even be pushed/pulled across uneven surfaces
- Oil tank and oil sight
- On-board diagnostics function

The MH 3C offers high cleaning efficiency and low running costs via optimal cleaning and heating performance. It is the ideal hot water unit for general light everyday cleaning in applications such as automotive, craftsmen and light agriculture.



TECHNICAL DATA

MH 3C-90/670 PAX 230/1/50 UK

Recommended avg. hours of constant use per day*	2
Pump pressure (bar/MPa)	90/9
Cleaning impact (kg/force)	2.4
Water flow Qmax/Qiec (l/h)	670/640
Water temperature (water/steam) (°C)	80/150
Max. inlet temperature (°C)	40
Fuel consumption at ΔT=45°C (kg/h)	2.9
Fuel tank (l)	15
Length x width x height (mm)	1010x700x1016
Weight (kg)	119
El cable (m)	5
Nozzle size	.0530

FEATURES

Single-phase	•
EcoPower boiler-high efficiency	•
Ergo accessory system	•
Spray Gun Holder	•
Cable Hook, turnable	•
2 lance holder	•

STANDARD EQUIPMENT

ERGO COUPLING KIT	101119496
HOSE NOZZLE 20R3/4	61369
HP HOSE DN6X10M QC 3/8IN NILFISK HW	101406069
HP-HOSE DN6 15M 3/8-3/8 F. QUICK COUPL	101406175
HOSE REEL NILFISK ACCESSORY	106403184
ERGO 2000 STANDARD W. HOSE SWIVEL	106403122
UNIVERSAL PLUS LANCE 940 BEND W/O NOZZ	106403036
NOZZLE 0340 INDICATION RING VIOLET	101119735
NOZZLE 0400 INDICATION RING METAL GREY	

ITEM NO. 107146882

* Based on 1-5 days use per week

MH 3M PA – Medium Mobile Hot Water



Optimal ergonomics and reliable cleaning

- EcoPower boiler with EcoMode function
- Pressure activated unloader system
- Simple fuel level sight
- Easy access to components
- Easy pump oil service functions with tank and oil sight
- Innovative design with 4 big wheels
- Easy to transport, can easily be pushed/pulled across uneven surfaces

The MH 3M is ideal for all hot water commercial and light industrial cleaning tasks and it offers higher efficiency and quicker cleaning thanks to the improved fuel saving EcoPower boiler system. Furthermore, service and maintenance can be carried out quickly, as all vital parts are easy to inspect and reach. The MH 3M is equipped with our industrial NA4 pump with 3 ceramic coated pistons and a high efficiency 4 pole motor.



TECHNICAL DATA

MH 3M-100/600 PA 230/1/50 UK

Recommended avg. hours of constant use per day*	3
Pump pressure (bar/MPa)	100/10
Cleaning impact (kg/force)	2.4
Water flow Qmax/Qiec (l/h)	600/600
Pump (RPM)	1450
Water temperature (water/steam) (°C)	80
Max. inlet temperature (°C)	40
Fuel consumption at ΔT=45°C (kg/h)	2.7
Fuel tank (l)	15
Length x width x height (mm)	1010x700x1016
Weight (kg)	114
Power consumption (kW)	2.8
Voltage/phase/frequency/current (V~/HZ/A)	230/1/50/12.5
Ceramic coated pistons	3
El cable (m)	5
Nozzle size	.0450

FEATURES

Fuel tank	•
Delayed automatic start stop	•
Fuel sight from outside	•
Eco mode feature	•
2 lance holder	•
Large wheel – 4 pcs.	•
Anti Stone	•

STANDARD EQUIPMENT

ERGO COUPLING KIT	101119496
HOSE NOZZLE 20R3/4	61369
HP HOSE DN6X10M QC 3/8IN NILFISK HW	
ERGO 2000 STANDARD W. HOSE SWIVEL	106403122
UNIVERSAL PLUS LANCE 940 BEND W/O NOZZ	106403036
NOZZLE 0400 INDICATION RING METAL GREY	101119738
ITEM NO.	107146897

* Based on 1-5 days use per week

MH 4M – Medium Mobile Hot Water



Performance, life-time and ergonomics

- EcoPower boiler with EcoMode function
- Pressure activated unloader system
- Innovative design with 4 big wheels
- Easy to transport, can even be pushed/pulled across uneven surfaces
- Oil tank and oil sight
- Low pump oil warning system
- Low fuel warning system
- On-board diagnostics function

The MH 4M series takes mid-range hot water high pressure washers to a new level, meeting the latest productivity demands in the market. The MH 4M is equipped with our industrial NA5 pump with 3 ceramic pistons and a high efficiency 4 pole motor.




TECHNICAL DATA

	MH 4M-100/680 PA 230/1/50 UK	MH 4M-100/680 PAX 230/1/50 UK	MH 4M-210/1000 PAX 400/3/50 EU
Recommended avg. hours of constant use per day*	5	5	5
Pump pressure (bar/MPa)	100/10	100/10	210/21
Cleaning impact (kg/force)	2.5	2.5	5.5
Water flow Qmax/Qiec (l/h)	680/630	680/630	1000/940
Pump (RPM)	1450	1450	1450
Water temperature (water/steam) (°C)	90/150	90/150	90/150
Max. inlet temperature (°C)	40	40	40
Fuel consumption at ΔT=45°C (kg/h)	2.8	2.8	4.1
Fuel tank (l)	15	15	15
Length x width x height (mm)	1010x700x1016	1010x700x1016	1010x700x1016
Weight (kg)	138	141	149
Power consumption (kW)	2.9	2.9	8.0
Voltage/phase/frequency/current (V~/HZ/A)	230/1/50/13	230/1/50/13	400/3/50/13,5
Detergent tank (l)	A: 10 + B:	A: 10 + B:	A: 10 + B:
Ceramic pistons	3	3	3
El cable (m)	5	5	5
Nozzle size	.0475	.0475	.0475
FEATURES			
Hose reel		•	•
Pump oil warning system	•	•	•
Service indicator	•	•	•
Delayed automatic start stop	•	•	•
2 x detergent injector	•	•	•
Water flow regulation	•	•	•
Fuel sight from outside	•	•	•
STANDARD EQUIPMENT			
ERGO COUPLING KIT	101119496	101119496	101119496
HOSE NOZZLE 20R3/4	61369	61369	61369
NILFISK BA VALVE COMP. GARDENA			
HOSE DN8 1 WIRE 15M W.ERGO FEMALE COUPL.			301001100
HOSE DN8 1 WIRE 10M W.ERGO FEMALE COUPL.	101405770		
HP-HOSE DN8X15M QC 3/8 NILFISK HW			
HOSE REEL NILFISK ACCESSORY		106403184	106403184
ERGO 2000 STANDARD W. HOSE SWIVEL	106403122	106403122	106403122
TORNADO PLUS 1000 BEND W/O NOZZLE			106403011
UNIVERSAL PLUS LANCE 940 BEND W/O NOZZ	106403036	106403036	
NOZZLE 0435 INDICATION RING BLUE			
TORNADO NOZZLE 0475	301150005	301150005	301150005
FILTER CPL. MH 5000MM2 50µ ACCESSORY	107144272	107144272	107144272
ITEM NO.	107146910	107146911	107146912

* Based on 1-5 days use per week

MH 5M – Medium Mobile Hot Water



High performance, long life & optimal manoeuvrability

- EcoPower boiler with EcoMode function
- EcoPower boiler >92% efficiency giving reduced fuel costs
- Brass pump head 3 ceramic pistons
- Pressure activated unloader system
- Innovative design with 4 big wheels
- Easy to transport, can easily be pushed/pulled across uneven surfaces
- Oil tank and oil sight
- Low pump oil warning system
- Low fuel warning system
- On-board diagnostics function

The MH 5M series offers high cleaning efficiency and low running costs via optimal cleaning and heating performance. It is the ideal hot water unit for segments such as automotive, agriculture and industry.



TECHNICAL DATA	MH 5M-100/760 PA 230/1/50 UK	MH 5M-100/760 PAX 230/1/50 UK	MH 5M-210/1100 PAX 400/3/50 EU
Recommended avg. hours of constant use per day*	5	5	5
Pump pressure (bar/MPa)	100/10	100/10	210/21
Cleaning impact (kg/force)	2.7	2.7	6.1
Water flow Qmax/Qiec (l/h)	760/680	760/680	1100/1050
Pump (RPM)	1450	1450	1450
Water temperature (water/steam) (°C)	90/150	90/150	90/150
Max. inlet temperature (°C)	40	40	40
Fuel consumption at ΔT=45°C (kg/h)	3	3	4.7
Fuel tank (l)	30	30	30
Length x width x height (mm)	1188x700x1020	1188x700x1020	1188x700x1020
Weight (kg)	167	170	179
Power consumption (kW)	2.9	2.9	7.9
Voltage/phase/frequency/current (V~/HZ/A)	230/1/50/13	230/1/50/13	400/3/50/13.5
Detergent tank (l)	A: 10 + B: 10	A: 10 + B: 10	A: 10 + B: 10
Ceramic pistons	3	3	3
El cable (m)	5	5	5
Nozzle size	.0500	.0500	.0550
FEATURES			
EcoPower boiler-high efficiency	•	•	•
Hose reel		•	•
Pump oil warning system	•	•	•
Service indicator	•	•	•
Automatic on/off and delayed action	•	•	•
Flame sensor	•	•	•
STANDARD EQUIPMENT			
ERGO COUPLING KIT	101119496	101119496	101119496
HOSE NOZZLE 20R3/4	61369	61369	61369
HOSE DN8 1 WIRE 20M W.ERGO FEMALE COUPL.		301001101	301001101
HOSE DN8 1 WIRE 10M W.ERGO FEMALE COUPL.	101405770		
HOSE REEL NILFISK ACCESSORY		106403184	106403184
ERGO 2000 STANDARD W. HOSE SWIVEL	106403122	106403122	106403122
TORNADO PLUS 1120 BEND W/O NOZZLE	106403010	106403010	106403010
TORNADO NOZZLE 0475			
NOZZLE 0500 INDICATION RING YELLOW	101119741	101119741	
NOZZLE 0550 INDICATION RING NEONGREEN			101119743
FILTER CPL. MH 5000MM2 50µ ACCESSORY	107144272	107144272	107144272
ITEM NO.	107146941	107146942	107146950

* Based on 1-5 days use per week

MH 5M E – Medium Mobile Hot Water



Electrically heated hot water for exhaust gas free heating

- Pollution free electrical heating
- Precise temperature control and fast heating effect
- 1450 rpm motor with low noise level
- QuickService concept reduces maintenance costs
- Easy to use control panel, all controls in one place
- Ergonomic accessory system for additional user comfort
- Max. inlet temperature 60°C


The ergonomic and easy to use MH design is now adapted to an electrical heated hot water unit. Ideal for use in areas where exhaust gases must be avoided, the MH 5M E offers pollution free hot water cleaning.



TECHNICAL DATA	MH 5M 180/800 PA E12	MH 5M 180/800 PA E24
Recommended avg. hours of constant use per day*	5	5
Pump pressure (bar/MPa)	180/18	180/18
Cleaning impact (kg/force)	4.0	4.0
Water flow Qmax/Qiec (l/h)	800/740	800/740
Max. inlet temperature (°C)	60	60
Length x width x height (mm)	1188x700x1045	1188x700x1045
Voltage/phase/frequency/current (V~/Hz/A)	400/3/50/25	400/3/50/43
Weight (kg)	125	131
El cable (m)	5	5
Nozzle size	.0400	.0400
FEATURES		
SilentPower - 1450 rpm motor	•	•
QuickService - innovative concept	•	•
Ergo accessory system	•	•
Electrical heating system	•	•
Wdk dual detergent injector	•	•
Mobile	•	•
STANDARD EQUIPMENT		
ERGO COUPLING KIT	101119496	101119496
HOSE DN8 1 WIRE 10M W.ERGO FEMALE COUPL.	101405770	101405770
ERGO 2000 STANDARD W. HOSE SWIVEL	106403122	106403122
UNIVERSAL PLUS LANCE 1080 BEND W/O NOZZ	106403035	106403035
NOZZLE 0400 INDICATION RING METAL GREY	101119738	101119738
WATER FILTER COMPLETE	107144272	107144272
ITEM NO.	107146865	107146866

* Based on 1-5 days use per week

MH 6P – Premium Mobile Hot Water



Tough and efficient - for heavy duty applications

- EcoPower boiler with EcoMode function
- EcoPower boiler >92% efficiency giving reduced fuel costs
- Brass pump head 4 ceramic pistons
- Flow activated unloader system
- Innovative design with 4 big wheels
- Easy to transport, can easily be pushed/pulled across uneven surfaces
- Oil tank and oil sight
- Low pump oil warning system
- Low fuel warning system
- On-board diagnostics function
- Easy to use control panel

The MH 6P series features machines with high power & pressure for tough cleaning tasks. Ideal for heavy use in agriculture, construction, transport or industrial segments.



TECHNICAL DATA	MH 6P-175/1250 FA 400/3/50	MH 6P-175/1250 FAX 400/3/50	MH 6P-200/1300 FA 400/3/50	MH 6P-200/1300 FAX 400/3/50
Recommended avg. hours of constant use per day*	6	6	6	6
Pump pressure (bar/MPa)	175/17.5	175/17.5	200/20	200/20
Cleaning impact (kg/force)	6.2	6.2	6.9	6.9
Water flow Qmax/Qiec (l/h)	1250/1150	1250/1150	1300/1200	1300/1200
Pump (RPM)	1450	1450	1450	1450
Water temperature (water/steam) (°C)	90/150	90/150	90/150	90/150
Max. inlet temperature (°C)	40	40	40	40
Fuel consumption at ΔT=45°C (kg/h)	5.4	5.4	5.3	5.3
Fuel tank (l)	30	30	30	30
Length x width x height (mm)	1188x700x1020	1188x700x1020	1188x700x1045	1188x700x1045
Weight (kg)	180	188	198	207
Power consumption (kW)	8.5	8.5	9.1	9.1
Voltage/phase/frequency/current (V~/HZ/A)	400/3/50/14.5	400/3/50/14.5	400/3/50/15.5	400/3/50/15.5
Detergent tank (l)	A: 10 + B: 10	A: 10 + B: 10	A: 10 + B: 10	A: 10 + B: 10
Ceramic pistons	4	4	4	4
El cable (m)	5	5	5	5
Nozzle size	.0750	.0750	.0680	.0680
FEATURES				
EcoPower boiler-high efficiency	•	•	•	•
Hose reel		•		•
Pump oil warning system	•	•	•	•
Service indicator	•	•	•	•
Automatic on/off and delayed action	•	•	•	•
Flame sensor	•	•	•	•
STANDARD EQUIPMENT				
ERGO COUPLING KIT	101119496	101119496	101119496	101119496
HOSE NOZZLE 20R3/4	61369	61369	61369	61369
HOSE DN10 10 M 2W 3/8X3/8 INCH	6101766		6101766	
M 20 WIRE HOSE 3/8 DN10		1402072		1402072
HOSE REEL NILFISK ACCESSORY		106403184		106403184
ERGO 2000 STANDARD W. HOSE SWIVEL	106403122	106403122	106403122	106403122
TORNADO PLUS 1120 BEND W/O NOZZLE	106403010	106403010	106403010	106403010
NOZZLE 0680 INDICATION RING GREY			101119747	101119747
NOZZLE 0750 INDICATION RING RED	101119749	101119749		
FILTER CPL. MH 5000MM2 50µ ACCESSORY	107144272	107144272	107144272	107144272
ITEM NO.	107146960	107146963	107146961	107146964

* Based on 1-5 days use per week

MH 7P – Premium Mobile Hot Water



Heavy duty and efficient hot water cleaning for intense use

- EcoPower boiler with EcoMode function
- EcoPower boiler >92% efficiency giving reduced fuel costs
- Brass pump head
- Innovative design with 4 big wheels
- Easy to transport, can easily be pushed/pulled across uneven surfaces
- Oil tank and oil sight
- Low pump oil warning system
- Low fuel warning system
- On-board diagnostics function
- Easy to use control panel

The MH 7P is the optimal solution for heavy duty, industrial cleaning tasks. The 4 piston pump and high power boiler system offer unbeatable cleaning effect and long lifetime. The flow activated unloader system adds a new level of reliability and comfort.



TECHNICAL DATA	MH 7P-180/1260 FA 400/3/50	MH 7P-180/1260 FAX 400/3/50
Recommended avg. hours of constant use per day*	7	7
Pump pressure (bar/MPa)	180/18	180/18
Cleaning impact (kg/force)	6.3	6.3
Water flow Qmax/Qiec (l/h)	1260/1170	1260/1170
Pump (RPM)	1450	1450
Water temperature (water/steam) (°C)	90/150	90/150
Max. inlet temperature (°C)	40	40
Fuel consumption at ΔT=45°C (kg/h)	5.3	5.3
Fuel tank (l)	30	30
Length x width x height (mm)	1188x700x1045	1188x700x1045
Weight (kg)	195	204
Power consumption (kW)	7.6	7.6
Voltage/phase/frequency/current (V~/HZ/A)	400/3/50/13.5	400/3/50/13.5
Detergent tank (l)	A:10 + B:10	A:10 + B:10
Ceramic pistons	4	4
El cable (m)	5	5
Nozzle size	.0680	.0680
FEATURES		
EcoPower boiler-high efficiency	•	•
Hose reel		•
Pump oil warning system	•	•
Service indicator	•	•
Automatic on/off and delayed action	•	•
Flame sensor	•	•
STANDARD EQUIPMENT		
ERGO COUPLING KIT	101119496	101119496
HOSE NOZZLE 20R3/4	61369	61369
HOSE DN10 10 M 2W 3/8X3/8 INCH	6101766	
M 20 WIRE HOSE 3/8 DN10		1402072
HOSE REEL NILFISK ACCESSORY		106403184
ERGO 2000 STANDARD W. HOSE SWIVEL	106403122	106403122
TORNADO PLUS 1120 BEND W/O NOZZLE	106403010	106403010
NOZZLE 0680 INDICATION RING GREY	101119747	101119747
FILTER CPL. MH 5000MM2 50µ ACCESSORY	107144272	107144272
ITEM NO.	107146980	107146982

* Based on 1-5 days use per week

MH 8P – Large Mobile Hot Water



Tough and efficient - for heavy duty applications requiring high water flow

- EcoPower boiler with > 92% efficiency for reduced fuel cost
- 1450 RPM motor
- High flow pump
- Easy to use control panel
- Steel frame and chassis
- Quick service concept reduces maintenance costs
- Optimal machine protection against low fuel, low pump oil. Includes flame sensor and exhaust gas temperature sensor.
- Diagnostics system
- Two way chemical dosing system with automatic flush system
- Max. inlet temperature 40°C

The high power MH 8P combines high pressure and high water flow for routine cleaning of large amounts of dirt in the agriculture, construction, transport or industrial segments. The MH 8P combines high cleaning effect with high rinsing and flushing effect.



TECHNICAL DATA

	MH 8P-180/2000 FA 400/3/50	MH 8P-180/2000 FAX 400/3/50
Recommended avg. hours of constant use per day*	8	8
Pump pressure (bar/MPa)	180/18	180/18
Cleaning impact (kg/force)	10.6	10.6
Water flow Qmax/Qiec (l/h)	2000/1950	2000/1950
Water temperature (water/steam) (°C)	70/150	70/150
Max. inlet temperature (°C)	40	40
Fuel consumption at ΔT=45°C (kg/h)	8.8	8.8
Voltage/phase/frequency/current (V~/Hz/A)	400/3/50/25	400/3/50/25
Fuel tank (l)	30	30
Length x width x height (mm)	1188x700x1045	1188x700x1045
Weight (kg)	219	227
El cable (m)	5	5
Nozzle size	.1200	.1200
STANDARD EQUIPMENT		
ERGO COUPLING KIT	101119496	101119496
HP-HOSE DN12X10M QC 3/8 AG NILFISK HW	101406186	
HP-HOSE DN12X15M QC 3/8 AG NILFISK HW		101406187
HOSE REEL NILFISK ACCESSORY		106403184
HIGH FLOW SPRAY HANDLE	106404530	106404530
TORNADO PLUS 1120 BEND W/O NOZZLE	106403010	106403010
NOZZLE 1200 INDICATION RING CAMELE	101119758	101119758
WATER FILTER COMPLETE	107144272	107144272
ITEM NO.	107146970	107146965

* Based on 1-5 days use per week

MC DE – Diesel Mobile Cold Water



Robust and powerful diesel driven cold water high pressure washers

- Robust long life pump with ceramic pistons
- Durable design
- High pressure level
- Easy to manoeuvre
- Ergo accessory concept

The MC DE range is ideal for use in areas where electrical power may not at all be available or not be strong enough to allow high power cleaning. Self priming and suction ability also means that water can be drawn from a tank or river. Ideal for use in building and construction, rental, agricultural segments.



TECHNICAL DATA

MC 5M-195/1000 DE

Pump pressure (bar/MPa)	195/19.5
Cleaning impact (kg/force)	5.3
Water flow Qmax/Qiec (l/h)	1000/950
Pump (RPM)	1650
Max. inlet temperature (°C)	60
Power source diesel	YANMAR L100 DE
Ceramic pistons	3
Length x width x height (mm)	750x680x850
Weight (kg)	110
Nozzle size	.0530
Motor power hp (kW)	10 (7.3)
Recommended avg. hours of use per day	5

FEATURES

Ceramic pistons	•
-----------------	---

STANDARD EQUIPMENT

ERGO COUPLING KIT	101119496
HOSE NOZZLE 20R3/4	61369
HOSE DN8 1 WIRE 10M W.ERGO FEMALE COUPL.	101405770
ERGO 2000 STANDARD W. HOSE SWIVEL	106403122
TORNADO PLUS 1000 BEND W/O NOZZLE	106403011
NOZZLE 0530 INDICATION RING RED	101119742

ITEM NO.	106174740
-----------------	------------------

MH PE / DE – Petrol and Diesel Mobile Hot Water



Hot water heavy-duty petrol and diesel pressure washers

- EcoPower boiler with > 92% efficiency with reduced running costs
- Slow running pumps either by belt drive or by direct gear reduction
- Integrated fuel tank
- Easy to use control panel
- Ergo accessory concept
- Honda petrol motors and Yanmar diesel engines
- Mobile units or trailer mounted
- Easy transport by forklift truck
- Low pump oil safety function
- Easy oil drain from pump and motor reduces maintenance costs
- Anti-calc/ water break tank as an option
- Optional wheel kit for larger models

The MH PE/DE is a comprehensive range of petrol and diesel powered hot water models for professional use in areas where electrical source is not available. Models can also typically draw water from tanks, wells or rivers giving a high level of use autonomy. The MH PE/DE range offers ideal solutions for hot water cleaning in construction and industrial segments, or by contract cleaners or public authorities.



TECHNICAL DATA	MH 5M-200/1000 DE	MH 7P-220/1120 PE	MH 7P-220/1300 DE
Pump pressure (bar/MPa)	200/20	220/22	220/22
Cleaning impact (kg/force)	5.1	6.1	7.2
Water flow Qmax/Qiec (l/h)	1000/900	1120/1010	1300/1200
Pump (RPM)	1485	1775	1630
Max. inlet temperature (°C)	40	40	40
Water temperature (water/steam) (°C)	90/150	90/150	90/150
Power source diesel	Yanmar L100		Mitsubishi S3L2
Power source Petrol		Honda GX390	
Power consumption (kW)	10 HP/7.3 kW	13 HP/9.6 kW	16 HP/11.7 kW
Fuel consumption at ΔT=45°C (kg/h)	4.7	5.6	6.8
Fuel consumption, motor (l/h)	2.2	3.5	3.5
Fuel tank (l)	Boiler 57/Motor 5.5	Boiler 57/Motor 6.1	Boiler/Motor 57
Ceramic pistons	3	4	4
Length x width x height (mm)	970x780x1000	970x780x1000	1130x910x1050
Weight (kg)	220	210	510
Nozzle size	.0450	.0500	.0640
FEATURES			
EcoPower boiler-high efficiency	•	•	•
Pump oil warning system	•	•	•
Service indicator	•	•	•
Electrical starting system	•	•	•
Thermal dump valve	•		
Flame sensor	•	•	•
Exhaust gas temperature sensor	•	•	•
STANDARD EQUIPMENT			
ERGO COUPLING KIT	101119496	101119496	101119496
HOSE NOZZLE 20R3/4	61369	61369	61369
HOSE DN8 1 WIRE 15M W.ERGO FEMALE COUPL.	301001100	301001100	
HP HOSE DN10 150DEG L15000mm			1402064
ERGO 2000 STANDARD W. HOSE SWIVEL	106403122	106403122	106403122
TORNADO PLUS 1120 BEND W/O NOZZLE	106403010	106403010	106403010
NOZZLE 0450 INDICATION RING LIGHT BLUE	101119740		
NOZZLE 0500 INDICATION RING YELLOW		101119741	
NOZZLE 0640 INDICATION RING GREEN			101119745
NOZZLE 0650 INDICATION RING LIGHT GREEN			
ITEM NO.	106239610	106239530	106239635

MC9 – Heavy-Duty - Cold high pressure water washers



Agile cleaning in tight spaces

- Powerful high-pressure water application, ranging from 350 to 500 bars for cleanup of tough jobs
- Two-sided interface setup, for fast and easy over-view of machine operation
- A protected water inlet, placed in a high position for easy hose mounting and dismounting
- Anti-corrosive steel frame design for reduced wear and tear in harsh marine conditions
- Large four-wheel setup for easy rollover across obstacles and moorings

From ship corridors to cargo containers, the MC 9P very high pressure washer is uniquely designed for cleaning in narrow spaces and construction sites with great efficiency.



TECHNICAL DATA	MC 9P-350/1260 400/3/50	MC 9P-350/1260 440/3/60	MC 9P-350/1260 440/3/50	MC 9P-500/960 440/3/60
Pump pressure (bar/MPa)	360/36	360/36	500/50	500/50
Cleaning impact (kg/force)	9.66	9.66	8.67	8.67
Water flow (l/h)	1260	1260	960	960
Pump (RPM)	1460	1760	1460	1760
Max. water temperature (°C)	35	35	35	35
Power consumption (kW)	18	18	18	18
Voltage/phase/frequency/current (V/-/Hz/A)	400/3/50/32	440/3/60/29	400/3/50/32	440/3/60/29
Dimensions L x W x H (mm)	1100x500x980	1100x500x980	1100x500x980	1100x500x980
Weight (kg)	470	470	470	470
El-cable, oil resistant (M)	16	16	16	16
Nozzle size	1505	15045	1503	0003
FEATURES				
Pistons/number of pistns	Ceramic / 3	Ceramic / 3	Ceramic / 3	Ceramic / 3
Cable storage	•	•	•	•
Big wheels and convenient grip	•	•	•	•
Pump oil warning system	•	•	•	•
Onboard storage	•	•	•	•
Parking brake	•	•	•	•
Gun Holder	•	•	•	•
Crane lifting point	•	•	•	•
STANDARD EQUIPMENT				
Hose DN12 - 500bar / 15 M	106404670	106404670	106404670	106404670
Gun dry-shut off 350bar	106404651	106404651		
Lance pipe 350 bar	106404652	106404652		
Gun dry-shut off 500bar			106404653	106404653
Lance pipe 500 bar			106404654	106404654
Nozzle Fan jet 15° / 1505	106404665			
Nozzle Fan jet 15° / 15045		106404664		
Nozzle Fan jet 15° / 1503			106404662	
Nozzle 0° jet / 0003				106404658
ITEM NO. 50 HZ	107147021	107147022	107147024	107147025

MC10 – Heavy-Duty - Cold high pressure water washers



Mobile high pressure washing for extreme cleaning

- Powerful high-pressure water application, ranging from 500 to 1100 bars for cleanup of tough jobs
- Two-sided interface setup, for fast and easy over-view of machine operation
- Large, four-wheel setup, making it easy to rollover obstacles and moorings
- Color-coded touch points for improved safety and more intuitive operation
- Tilting and turning capability give users more mobility on both smooth and rough surfaces

Knock paint and rust off ships preparing surfaces for repair or blast through solid materials with the MC 10P VHP (very high pressure washer). The MC 10P tackles difficult water jetting tasks using the high power to help crews clean or prepare surfaces for maintenance and repair.



TECHNICAL DATA	MC 10P-500/1800 400/3/50	MC 10P-500/1680 440/3/60	MC 10P-800/990 400/3/50	MC 10P-800/1170 440/3/60	MC 10P-1100/870 400/3/50	MC 10P-1100/900 440/3/60
Pump pressure (bar/MPa)	500/50	500/50	800/80	800/80	1000/100	1000/100
Cleaning impact (kg/force)	16.3	15.2	11.3	13.4	11.1	11.5
Water flow (l/h)	1800	1680	990	1170	870	900
Pump (RPM)	1470	1765	980	1175	980	1175
Max. water temperature (°C)	35	35	35	35	35	35
Power consumption (kW)	30	30	30	30	30	30
Voltage/phase/frequency/current (V/~/Hz/A)	400/3/50/58	440/3/60/55	400/3/50/59.3	440/3/60/55	400/3/50/59.3	400/3/50/59.3
Dimensions L x W x H (mm)	1670x750x1180	1670x750x1180	1670x750x1180	1670x750x1180	1670x750x1180	1670x750x1180
Weight (kg)	565	565	565	565	565	565
El-cable, oil resistant (M)	16	16	16	16	16	16
Nozzle size, straight fan 1/4"	15055	00050	15025	0003	0002	0002
FEATURES						
Pistons/number of pistns	Ceramic / 5	Ceramic / 5	Tungsten Carbide / 3	Tungsten Carbide / 3	Tungsten Carbide / 3	Tungsten Carbide / 3
Cable storage	•	•	•	•	•	•
Big wheels and convenient grip	•	•	•	•	•	•
Pump oil warning system	•	•	•	•	•	•
Onboard storage	•	•	•	•	•	•
Parking brake	•	•	•	•	•	•
Gun Holder	•	•	•	•	•	•
Crane lifting point	•	•	•	•	•	•
STANDARD EQUIPMENT						
Safety wire			106404650	106404650	106404650	106404650
Hose DN12 - 500bar / 20 M	106404671	106404671				
Hose DN12 - 1100bar / 20 M			106404655	106404655	106404655	106404655
Gun dry-shut off 500bar	106404653	106404653				
Lance pipe 500 bar	106404654	106404654				
Gun Shoulder Rest 500 bar	106404580	106404580				
Dump gun 15K			106404556	106404556		
Dump gun 20K					106404557	106404557
Nozzle Fan jet 15° / 15055	106404661					
Nozzle 0° jet / 0005		106404660				
Nozzle Fan jet 15° / 15025			106404684			
Nozzle 0° jet / 0003				106404658		
Nozzle 0° jet / 0002					106404672	106404672
ITEM NO.	107147030	107147031	107147032	107147033	107147034	107147035



SC UNO 4M – Stationary Cold Water



A portable and stationary mounted unit all in one

- Powered by 1450 rpm high efficiency motor (50 Hz)
- Brass pump head
- 3 ceramic coated pistons
- Pressure activated unloader system
- Enclosed oil system
- Robust steel transport handle
- The unit can operate both in a vertical and in horizontal position
- Lightweight (compared to competition)

The SC UNO 4M is both a stationary and a portable unit. It is simple and intuitive to use and cost effective. Delivered with all the accessories it is ready for immediate use. Designed for heavy duty cleaning tasks the SC UNO 4M is a reliable choice for light agriculture, building and construction and automotive areas etc.



TECHNICAL DATA	SC UNO 4M-140/620 PS	SC UNO 4M-160/720 PS
Recommended avg. hours of constant use per day*	2 - 3	2 - 3
Pump pressure (bar/MPa)	140/14	160/16
Cleaning impact (kg/force)	2.7	3.4
Water flow Qmax/Qiec (l/h)	620/560	720/660
Max. inlet temperature (°C)	60	60
Pump (RPM)	1450	1450
Length x width x height (mm)	480x240x340	480x240x340
Weight (kg)	34	34
Power consumption (kW)	2.9	3.5
Voltage/phase/frequency/current (V~/HZ/A)	230/1/50/12.5	400/3/50/6.5
El cable (m)	5	5
Ceramic coated pistons	3	3
Nozzle size	.0340	.0400
FEATURES		
Robust steel chassis and frame	•	•
Ceramic coated pistons	•	•
Oil Sight outside Cabinet	•	•
Wall mountable	•	•
STANDARD EQUIPMENT		
ERGO COUPLING KIT	101119496	101119496
10 M WIRE HOSE DN6	301002275	301002275
ERGO 2000 STANDARD W. HOSE SWIVEL	106403122	106403122
FLEXOPOWER PLUS 960 BEND W/O NOZZLE	106402282	106402282
NOZZLE 0340 INDICATION RING VIOLET	101119735	
NOZZLE 0400 INDICATION RING METAL GREY		101119738
ITEM NO.	107340500	107340501

* Based on 1-5 days use per week

SC UNO 5M, 6P & 7P – Stationary Cold Water

Stationary 1-pump high pressure washers for flexible cleaning



- NA6 and C3 high-quality heavy industrial motor pumps with brass pump heads
- 1450 rpm; 4 full ceramic pistons and double roller bearings
- It is possible to feed the units with hot inlet water from 70°C (with break tank) to 85°C (direct feed) for max. cleaning efficiency
- Powered by 1450 rpm (50 Hz) closed industrial motor
- NA5.2 reinforced wobble disc pump
- 3 ceramic pistons and brass pump head
- Foam sprayer for use of detergent on SC UNO 5M L
- Accessory kit for immediate plug & play use
- Low pump oil safety function and warning lamp
- Hour counter and service warning lamp
- NEO control system; enabling optional functions: Remote control, low water safety etc.

The SC UNO range of industrial stationary cold water high pressure washers is made up of the 5M, 5M L, 6P and 7P models. The range has been designed with innovative steps to meet the specific hygiene needs and to meet heavy-duty cleaning challenges with convincing performances. Furthermore, intuitive user functions and the opportunity to customise the machines with equipment suited for your environment ensure high productivity.



TECHNICAL DATA	SC UNO 5M-200/1050	SC UNO 5M-200/1050 L	SC UNO 6P-170/1610	SC UNO 7P-180/1200
Recommended avg. hours of constant use per day*	4 - 5	4 - 5	7	8
Pump pressure (bar/MPa)	200/20	200/20	170/17	180/18
Cleaning impact (kg/force)	5.5	5.5	7.9	5.9
Water flow Qmax/Qiec (l/h)	1050/960	1050/960	1600/1500	1200/1080
Max. inlet temperature (°C)	60	60	80	85
Pump (RPM)	1450	1450	1450	1450
Length x width x height (mm)	355x860x560	355x860x560	355x860x560	355x860x560
Weight (kg)	74	74	84	81
Power consumption (kW)	6.1	6.1	8.8	6.7
Voltage/phase/frequency/current (V~/HZ/A)	400/3/50/13	400/3/50/13	400/3/50/16	400/3/50/15
Suction height - primed (m)	2.5	2.5	2.5	2.5
El cable (m)	5	5	5	5
Ceramic pistons	3	3	4	4
Nozzle size	.0500	.0500	.0900	.0640
FEATURES				
Pump oil warning system	•	•	•	•
Intelligent pump control system	•		•	•
Foam Sprayer		•	•	•
Wall mountable	•	•	•	•
Foam Cabinet, EPP	•	•	•	•
Motor on-off lamp	•		•	•
Service warning lamp	•		•	•
STANDARD EQUIPMENT				
ERGO COUPLING KIT	101119496	101119496	101119496	101119496
QUICK COUPLING 3/4 W/GASKET	1602945	1602945	1602945	1602945
HOSE DN8 1 WIRE 10M W.ERGO FEMALE COUPL.	101405770	101405770		
HOSE DN10 10 M 2W 3/8X3/8 INCH			6101766	6101766
ERGO 2000 STANDARD W. HOSE SWIVEL	106403122	106403122	106403122	106403122
TORNADO PLUS 1120 BEND W/O NOZZLE	106403010	106403010	106403010	106403010
NOZZLE 0500 INDICATION RING YELLOW	101119741	101119741		
NOZZLE 0640 INDICATION RING GREEN				101119745
NOZZLE 0900 INDICATION RING BROWN			101119752	
ITEM NO.	107340512	107340510	107340521	107340541

* Based on 1-5 days use per week

SC DUO 6P & 7P – Stationary Cold Water



Stationary 2-pump high pressure washers for heavy cleaning tasks

- NA6 and C3 high-quality motor pumps with brass pump heads
- 1450 rpm; 4 full ceramic pistons and double roller bearings
- Water flow up to 2x1800 l/h
- 70°– 85°C hot water inlet for max. cleaning efficiency
- Innovative hard foam cabinet - approved for the food industry
- Built on powder-coated steel frame
- Foam cabinet also reduces the noise level
- Foam cabinet can be removed without tools for direct access to pump
- Incl. low pump oil warning lamps, service warning lamp, hour counter, low pump oil safety

The performance level of the SC DUO 2-pump cold water high pressure washer range has significantly increased. Thanks to higher working pressure and increased water flow, even large heavy-duty cleaning jobs can be handled with ease. Built for use in excess of 6 hours per day, each model can be customised to meet your exact cleaning needs and ensure a lower Total Cost of Ownership.



TECHNICAL DATA	SC DUO 6P-170/3220	SC DUO 7P-180/2400
Recommended avg. hours of constant use per day*	5	7-8
Pump pressure (bar/MPa)	170/17	180/18
Cleaning impact (kg/force)	15.8	12.1
Water flow Qmax/Qiec (l/h)	3220/3000	2400/2240
Max. inlet temperature (°C)	80	85
Pump (RPM)	1450	1450
Length x width x height (mm)	355x860x1000	355x860x1000
Weight (kg)	180	160
Power consumption (kW)	18	16.4
Voltage/phase/frequency/current (V~/HZ/A)	400/3/50/31	400/3/50/31
Number of pumps	2	2
Ceramic pistons	4	4
Nozzle size	.0900	.0640
FEATURES		
Hour Meter	•	•
Pump oil warning system	•	•
Service indicator	•	•
Intelligent pump control system	•	•
Foam Cabinet, EPP	•	•
Motor on-off lamp	•	•
Service warning lamp	•	•
STANDARD EQUIPMENT		
NIPPLE F/QUICK COUPLING 3/8 SS	1603101	1603101
QUICK COUPLING 3/4 W/GASKET	1602945	1602945
ITEM NO.	107340600	107340620

* Based on 1-5 days use per week

SC DELTA 6P – Stationary Cold Water

Stationary high pressure washers for multiple users



- 3, 4 or 6 pumps for up to 12 users at one time
- Colour coded lances allow mixed use of low, medium and high pressure, detergent application
- Inlet water of up to 85°C into break tank and 70°C through pumps (80° as optional)
- Stainless steel design with high level of accessibility and serviceability
- Machine continues to run whilst individual pumps can be removed for service
- Intelligent start stop function for motor pumps depending on real-time demand from users
- Line pressures available from 80 to 160 bar
- Touch screen control panel & advanced diagnostics system

The SC DELTA is a multi-pump, multi-pressure system encompassing 3, 4 or 6 pumps - and allowing up to 12 people to work at any time. A stationary cold water unit for the heaviest cleaning applications in industry, slaughter houses, food & beverage industry, ship & offshore industry and large truck wash areas.



TECHNICAL DATA	SC DELTA 6P 160/4500-3 EU	SC DELTA 6P 160/6000-4 EU	SC DELTA 6P 160/9000-6 EU
Recommended avg. hours of constant use per day*	6	6	6
Pump pressure (bar/MPa)	160/16	160/16	160/16
Cleaning impact (kg/force)	22.4	29.7	43.9
Water flow Qmax/Qiec (l/h)	4380/4500	5820/6000	8580/9000
Max. inlet temperature (°C)	70	70	70
Pump (RPM)	1450	1450	1450
Length x width x height (mm)	970 x 1050 x 1800	970 x 1050 x 1800	970 x 1050 x 1800
Weight (kg)	349	408	526
Power consumption (kW)	27	35	55
Voltage/phase/frequency/current (V~/HZ/A)	400/3/50/48	400/3/50/64	400/3/50/96
Number of pumps	3	4	6
Ceramic pistons	4	4	4
Nozzle size	Min. .0350	Min. .0350	Min. .0350
FEATURES			
Stainless steel frame	•	•	•
Automatic standby	•	•	•
QuickService - innovative concept	•	•	•
Diagnostic system	•	•	•
Intelligent pump control system	•	•	•
Multi pressure lance system for low, medium or high pressure use	•	•	•
Finger touch control panel	•	•	•
ITEM NO.	107342000	107342002	107342005

* Based on 1-5 days use per week

SC DELTA 8P – Stationary Cold Water



Stationary high pressure washers for multiple users

- 3,4 or 6 pumps for up to 12 users at one time
- Colour coded lances allow mixed use of low, medium and high pressure, detergent application
- Inlet water of up to 85°C into break tank and 70°C through pumps (80° as optional)
- Stainless steel design with high level of accessibility and serviceability
- Machine continues to run whilst individual pumps can be removed for service
- Intelligent start stop function for motor pumps depending on real-time demand from users
- Line pressures available from 80 to 100 bar
- Touch screen control panel & advanced diagnostics system

The SC DELTA is a multi-pump, multi-pressure system encompassing 3, 4 or 6 pumps - and allowing up to 12 people to work at any time. A stationary cold water unit for the heaviest cleaning applications in industry, slaughter houses, food, pharma & beverage industries. In general where a high water flow is needed.



TECHNICAL DATA	SC DELTA 8P 100/7500-3 400/3/50 EU	SC DELTA 8P 100/10000-4 400/3/50 EU	SC DELTA 8P 100/1500-6 400/3/50 EU
Recommended avg. hours of constant use per day*	6	6	6
Pump pressure (bar/MPa)	100/10	100/10	100/10
Cleaning impact (kg/force)	28.4	38.3	58.7
Water flow Qmax/Qiec (l/h)	7500/7020	10000/9480	15000/14520
Max. inlet temperature (°C)	70	70	70
Pump (RPM)	1450	1450	1450
Length x width x height (mm)	970 x 1050 x 1800	970 x 1050 x 1800	970 x 1050 x 1800
Weight (kg)	349	408	526
Power consumption (kW)	27	35	53
Voltage/phase/frequency/current (V~/HZ/A)	400/3/50/48	400/3/50/64	400/3/50/95
Number of pumps	3	4	6
Ceramic pistons	4	4	4
Nozzle size	Mix	Mix	Mix
FEATURES			
Stainless steel frame	•	•	•
QuickService - innovative concept	•	•	•
Diagnostic system	•	•	•
Intelligent pump control system	•	•	•
Multi pressure lance system for low,medium or high pressure use	•	•	•
NA6 - 4 ceramic piston pump	•	•	•
Stainless steel cabinet	•	•	•
ITEM NO.	107342001	107342004	107342007

* Based on 1-5 days use per week

SH SOLAR D – Stationary Hot Water



Diesel powered stationary hot water pressure washers

- Brass cylinder head
- Expandable control technology with PLC and customisation is possible through options
- Automatic diagnosis and fault finding
- High efficiency, low cost heating system with EcoPower boiler system
- Galvanised and powder coated steel frame and cabinet
- Reduced running and service costs
- MMO - Multiple Machine Option (optinal extra)

The SH SOLAR stationary hot water pressure washer range offers low heating and running costs combined with a design that is easy to use and service. Ideal for tough applications in automotive, industry, shipping and food sectors.



TECHNICAL DATA	SH SOLAR 7P-170/1200 D	SH SOLAR 7P-170/1200 DSS	SH SOLAR 8P-180/2000 D
Recommended avg. hours of constant use per day*	7	7	7
Pump pressure (bar/MPa)	170/17	170/17	180/18
Cleaning impact (kg/force)	5.8	5.8	10.3
Water flow Qmax/Qiec (l/h)	1200/1110	1200/1110	2000/1900
Max. inlet temperature (°C)	30	30	30
Water temperature (water/steam) (°C)	99	99	70
Pump (RPM)	1450	1450	1450
Length x width x height (mm)	700x900x1077	700x900x1077	700x900x1077
Weight (kg)	215	215	232
Power consumption (kW)	8.8	8.8	12
Voltage/phase/frequency/current (V~/HZ/A)	400/3/50/17	400/3/50/17	400/3/50/18
Heating capacity (kW)	115	115	115
El cable (m)	4	4	4
Fuel consumption at ΔT=45°C (kg/h)	5.4	5.4	8.9
Ceramic pistons	4	4	3
Nozzle size	.0680	.0680	.1100
FEATURES			
EcoPower boiler-high efficiency	•	•	•
Automatic start/stop	•	•	•
1450 rpm motor	•	•	•
Galvanised steel frame	•	•	•
PLC and expandable control electronics	•	•	•
Auto fault finding	•	•	•
Water brake tank	•	•	•
ITEM NO.	107370070	107370077	107370080

* Based on 1-5 days use per week

SH SOLAR E – Stationary Hot Water



Electrically heated stationary pressure washers

- Brass cylinder head
- Expandable control technology with PLC, and customisation possible through options
- Automatic diagnosis and fault finding
- Pollution free, heating system
- Galvanised and powder coated steel frame and cabinet
- Reduced running and service costs
- Large 119 litre heating tank for excellent heating capacity
- Available up to 54 kW heating
- C3 longlife pump with 4 ceramic pistons
- MMO - Multiple Machine Option (optional extra)

The SH SOLAR E range of stationary hot water pressure washers offers low heating and running costs combined with a design that is easy to use and service. Ideal for use in the automotive, industrial, food and shipping sectors. Electrical heating is exhaust gas and pollution free.



TECHNICAL DATA	SH SOLAR 7P-135/875 E18	SH SOLAR 7P-170/1200 E18	SH SOLAR 7P-170/1200 E36	SH SOLAR 7P-170/1200 E54	SH SOLAR 7P-170/1200 E54
Recommended avg. hours of constant use per day*	7	7	7	7	7
Pump pressure (bar/MPa)	135/13.5	170/17	170/17	170/17	170/17
Cleaning impact (kg/force)	3.8	5.8	5.8	5.8	5.8
Water flow Qmax/Qiec (l/h)	875/810	1200/1110	1200/1110	1200/1110	1200/1110
Max. inlet temperature (°C)	85	85	85	85	85
Max temperature (°C)	85	85	85	85	85
Water temperature, ΔT at full flow (°C)	19	14	28	42	42
Length x width x height (mm)	670x900x1077	670x900x1077	670x900x1077	670x900x1077	670x900x1077
Weight (kg)	150	155	155	156	161
Power consumption (kW)	5.8 + 18	7.5 + 18	7.5 + 36	7.5 + 54	7.5 + 54
Voltage/phase/frequency/current (V~/HZ/A)	400/3/50/36	400/3/50/39	400/3/50/65	400/3/50/91	440/3/60/91
Ceramic pistons	4	4	4	4	4
Nozzle size	.0530	.0680	.0680	.0680	.0680
Min. inlet water pressure at full flow (bar)	1	1	1	1	1
FEATURES					
Electrical heating system	•	•	•	•	•
Automatic start/stop	•	•	•	•	•
1450 rpm motor	•	•	•	•	•
Galvanised steel frame	•	•	•	•	•
PLC and expandable control electronics	•	•	•	•	•
Auto fault finding	•	•	•	•	•
Water brake tank	•	•	•	•	•
ITEM NO.	107370260	107370270	107370274	107370276	107370278

* Based on 1-5 days use per week

SH SOLAR G – Stationary Hot Water



Gas powered stationary hot water pressure washers

- Brass cylinder head
- Expandable control technology with PLC, and customisation is possible through options
- Automatic diagnosis and fault finding
- Efficient gas heating systems
- Galvanised and powder coated steel frame and cabinet
- Reduced running and service costs
- MMO - Multiple Machine Option (optional extra)

The SH SOLAR range of stationary hot water pressure washers offers low heating and running costs combined with a design that is easy to use and service. Ideal for use in the automotive, industrial sectors or other sites possessing a gas supply line, avoiding the need to provide a diesel fuel supply.



TECHNICAL DATA	SH SOLAR 5M-150/1020 G	SH SOLAR 7P-170/1200 G
Recommended avg. hours of constant use per day*	5	7
Pump pressure (bar/MPa)	150/15	170/17
Cleaning impact (kg/force)	4.5	5.8
Water flow Qmax/Qiec (l/h)	1020/900	1200/1110
Max. inlet temperature (°C)	30	30
Max temperature (°C)	99	99
Water temperature, ΔT at full flow (°C)	85	85
Pump (RPM)	1450	1450
Length x width x height (mm)	700x900x1100	700x900x1100
Weight (kg)	186	214
Power consumption (kW)	7.5	8.9
Voltage/phase/frequency/current (V~/HZ/A)	400/3/50/15	400/3/50/17
Heating capacity (kW)	93	100
Burner fuel type	NG	NG
Fuel consumption at ΔT=40°C (m³/h)	4.5	5.7
Ceramic pistons	3	4
Nozzle size	.0550	.0680
FEATURES		
Automatic start/stop	•	•
1450 rpm motor	•	•
Galvanised steel frame	•	•
PLC and expandable control electronics	•	•
Gas burner and coil	•	•
Auto fault finding	•	•
Water brake tank	•	•
ITEM NO.	107370450	107370470

* Based on 1-5 days use per week

SH TRUCK – Stationary Hot Water



Stationary hot water pressure washers for permanent outside placement

- Stainless steel robust design against corrosion
- EcoPower boiler for reduced fuel consumption costs
- Silent power, low noise level with 1450 rpm motor pump units
- Simple control panel with only 4 buttons
- ERGO accessories for added user friendliness
- Internal frost protection down to minus 20°C
- Compact design
- Available in both single-phase and three-phase formats


The SH TRUCK is a simple robust and corrosion proof stationary unit for permanent outdoor placement. Enabling constant cleaning of trucks, vans, commercial and construction vehicles, the SH TRUCK is even frost protected for use in winter.



TECHNICAL DATA	SH TRUCK 5M-180/970	SH TRUCK 5M-85/850	SH TRUCK 7P-175/1260
Recommended avg. hours of constant use per day*	5		7
Pump pressure (bar/MPa)	180/18	85/8.5	175/17.5
Cleaning impact (kg/force)	4.9	3	6.3
Water flow Qmax/Qiec (l/h)	970/930	850/800	1260/1170
Max. inlet temperature (°C)	30	30	30
Water temperature (water/steam) (°C)	90/150	90/150	90/150
Pump (RPM)	1450	1450	1450
Length x width x height (mm)	1025x715x1670	1025x715x1670	1025x715x1670
Weight (kg)	227	217	262
Power consumption (kW)	7.2	3.2	8.2
Voltage/phase/frequency/current (V~/HZ/A)	400/3/50/18	230/1/50/15.2	400/3/50/17.5
Fuel tank (l)	33	33	33
Detergent tank (l)	2 x 25	2 x 25	2 x 25
Ceramic pistons	3	3	4
Nozzle size	.0550	.0700	.0680
Fuel consumption, motor (Diesel) kg/h	4.3	3.8	5.3
FEATURES			
Stainless steel frame	•	•	•
Automatic standby	•	•	•
QuickService - innovative concept	•	•	•
Wdk dual detergent injector	•	•	•
Internal heater and insulation for frost protection	•	•	•
Flame sensor	•	•	•
Water brake tank	•	•	•
STANDARD EQUIPMENT			
ERGO COUPLING KIT	101119496	101119496	101119496
HOSE NOZZLE 20R3/4	61369	61369	61369
HOSE DN10 10 M 2W 3/8X3/8 INCH	6101766	6101766	6101766
ERGO 2000 STANDARD W. HOSE SWIVEL	106403122	106403122	106403122
TORNADO PLUS 1120 BEND W/O NOZZLE	106403010	106403010	106403010
NOZZLE 0550 INDICATION RING NEONGREEN	101119743		
NOZZLE 0680 INDICATION RING GREY			101119747
NOZZLE 0700 INDICATION RING ORANGE		101119748	
ITEM NO.	107370830	107370840	107370810

* Based on 1-5 days use per week

SH AUTO 5M – Stationary Hot Water



Innovative technology for quicker payback time on self service washes

- Low wear and tear and service requirements reduce maintenance costs
- Low daily run costs through reduced fuel, water and electrical consumption
- Available with steel and stainless steel coils in diesel fired models for areas with hard or soft water
- Available with electrical heating system for pollution free cleaning
- Ergonomical and pressure relieved accessories for extra comfort in use
- Low noise levels

The SH AUTO 5M is a range of stationary self service wash units equipped with innovative frequency modulated motor technology. The ideal pressure washer unit for equipping service stations or car dealerships with a self service wash site.



TECHNICAL DATA	SH AUTO 5M-100/500 DSS	SH AUTO 5M-100/500 E
Recommended avg. hours of constant use per day*	8	8
Pump pressure (bar/MPa)	100/10	100/10
Cleaning impact (kg/force)	2	2
Water flow Qmax/Qiec (l/h)	500/500	500/500
Max. inlet temperature (°C)	30	30
Water temperature (water/steam) (°C)	20-60	20-60
Pump (RPM)	44-1160	44-1160
Length x width x height (mm)	725x1090x1635	725x1090x1635
Weight (kg)	204	182
Power consumption (kW)	6.4	16.8
Voltage/phase/frequency/current (V~/HZ/A)	400/3/Variable	400/3/Variable
Fuel consumption at ΔT=45°C (kg/h)	2.6	
Fuel tank (l)	33	
Detergent tank (l)	2 x 25	2 x 25
Ceramic pistons	3	3
Nozzle size	.0370	.0370
FEATURES		
EcoPower boiler-high efficiency	•	
Electrical heating system		•
Internal heater and insulation for frost protection	•	•
Diesel version	•	
Stainless steel boiler	•	
Delayed automatic start stop	•	•
Stainless steel cabinet	•	•
STANDARD EQUIPMENT		
HOSE NOZZLE 20R3/4	61369	61369
HIGH PRESSURE HOSE DN6X8200MM	101405641	101405641
WINTER GUN 12 BAR	106402243	106402243
UNIVERSAL PLUS 1080 BENT 170 F. BRUSH	106403037	106403037
NOZZLE 0370 INDICATION RING BRONZE	101119737	101119737
SELF-SERVICE BRUSH AUTO	106402241	106402241
ITEM NO.	107370882	107370884

* Based on 1-5 days use per week



Accessories for Industrial Pressure Washers



	MC 2C-120/520 UK	MC 2C-140/610 UK	MC 3C-140/570 UK	MC 3C-150/570 XT UK	MC 4M-100/770 UK	MC 4M-140/620 UK	MC 4M-140/620 XT UK	MC 5M-100/770	MC 5M-100/770 XT	MC 5M-180/840	MC 5M-180/840 XT	MC 5M-200/1000	MC 5M-200/1000 XT	MC 5M-200/1050 400V	MC 5M-200/1050 220-440V	MC 5M-200/1050 FA	MC 5M-200/1050 XT	MC 5M-220/1130 400V	MC 5M-220/1130 220-440V	MC 5M-220/1130 FA	MC 5M-220/1130 XT	MC 6P-170/1600 FA	MC 6P-170/1600 FAXT	MC 6P-180/1300 FA	MC 6P-180/1300 FAXT	MC 6P-250/1100 FA	MC 6P-250/1100 FAXT	MC 6P-250/1100 FAXT	MC 7P-195/1280 FA 400V	MC 7P-195/1280 FA 230V	MC 7P-195/1280 FAXT	MC 7P-195/1280 FBFA	MC 7P-195/1280 FFA	MC 8P-160/2500	MC 8P-160/2500 ST	MC 8P-180/2100	MH 3C-90/670 PAX	MH 3M-100/600 PA UK	MH 4M-100/680 PA UK	MH 4M-100/680 PAX UK
--	------------------	------------------	------------------	---------------------	------------------	------------------	---------------------	---------------	------------------	---------------	------------------	----------------	-------------------	---------------------	-------------------------	-------------------	-------------------	---------------------	-------------------------	-------------------	-------------------	-------------------	---------------------	-------------------	---------------------	-------------------	---------------------	---------------------	------------------------	------------------------	---------------------	---------------------	--------------------	----------------	-------------------	----------------	------------------	---------------------	---------------------	----------------------

Ergo System Coupling and Adapter

COUPLING - FEMALE/Q-COUP 3/8 INCH

ERGO COUPLING KIT

HIGH PRESSURE COUPLINGS KIT

Nippel F. Q.-COUPL. 3/8 INCH

NIPPLE F/QUICK COUPLING 3/8 SS

NIPPLE FOR SPRAY LANCE STAN.L

PACK RING D23.8XD14.96 3/8NBR SELF-CENT.

High Pressure Male Coupling

ADAPTER KEW QUICK COUPLING MALE 3/8

ADAPTOR 3/8 INCH MALE FOR HOSE

ADAPTOR KEW GUN TO WAP ACCESS.

GARDENA COUPLING HOSE END 1/2 BULK

GEKA COUPLING HOSE END 3/4

HOSE LINER 20 R1

LP NIPPLE F. Q.-COUPLING 3/4IN

NITO COUPLING HOSE END 1

GARDENA COMPATIBLE MALE 3/4" ACCESSORY

High Pressure Female Coupling

ADAPTER KEW QUICK COUPLING FEMALE 3/8

ADAPTER WAP GUN COUPLING FEMALE M21X1.5



● Standard equipment
○ Supplementary accessories
□ Mountable equipment

Accessories for Industrial Pressure Washers

Accessories	Item no.
MH 4M-210/1000 PAX	
MH 5M-100/760 PA UK	
MH 5M-100/760 PAX UK	
MH 5M-210/1000 PAX	
MH 5M-180/800 PA E12	
MH 5M-180/800 PA E24	
MH 6P-175/1250 FA	
MH 6P-175/1250 FAX	
MH 6P-200/1300 FA	
MH 6P-200/1300 FAX	
MH 7P-180/1260 FA	
MH 7P-180/1260 FAX	
MH 8P-180/2000 FA	
MH 8P-180/2000 FAX	
MC 5M-195/1000 DE	
MH 5M-200/1000 DE	
MH 7P-220/1120 PE	
MH 7P-220/1300 DE	
SC UNO 4M-140/620 P5	
SC UNO 4M-160/720 P5	
SC UNO 5M-200/1050	
SC UNO 5M-200/1050 L	
SC UNO 6P-170/1610	
SC UNO 7P-180/1200	
SC DUO 6P-170/3220	
SC DUO 7P-180/2400	
SC DELTA 6P 160/4500-3 EU	
SC DELTA 6P 160/6000-4 EU	
SC DELTA 6P 160/9000-6 EU	
SC DELTA 8P 100/1000-4 EU	
SC DELTA 8P 100/15000-6 EU	
SC DELTA 8P 100/7500-3 EU	
SH SOLAR 7P-170/1200 D	
SH SOLAR 7P-170/1200 D55	
SH SOLAR 8P-180/2000 D	
SH SOLAR 7P-135/875 E18	
SH SOLAR 7P-170/1200 E18	
SH SOLAR 7P-170/1200 E36	
SH SOLAR 7P-170/1200 E54.400V	
SH SOLAR 7P-170/1200 E54.440V	
SH SOLAR 5M-150/1020 G	
SH SOLAR 7P-170/1200 G	
SH TRUCK 5M-180/970	
SH TRUCK 5M-85/850	
SH TRUCK 7P-175/1260	
SH AUTO 5M-100/500 D55	
SH AUTO 5M-100/500 E	
	106402075
	101119496
	101119499
	1600493
	1603101
	1609325
	1801075
	66159
	6401067
	66161
	1608629
	1311
	6577
	1600659
	1604669
	106404529
	66160
	66162

Standard equipment
 Supplementary accessories
 Mountable equipment

Accessories for Industrial Pressure Washers



	MC 2C-120/520 UK	MC 2C-140/610 UK	MC 3C-140/570 UK	MC 3C-150/570 XT UK	MC 4M-100/770 UK	MC 4M-140/620 UK	MC 4M-140/620 XT UK	MC 5M-100/770	MC 5M-100/770 XT	MC 5M-180/840	MC 5M-180/840 XT	MC 5M-200/1000	MC 5M-200/1000 XT	MC 5M-200/1050 400V	MC 5M-200/1050 220-440V	MC 5M-200/1050 FA	MC 5M-200/1050 XT	MC 5M-220/1130 400V	MC 5M-220/1130 220-440V	MC 5M-220/1130 FA	MC 5M-220/1130 XT	MC 6P-170/1600 FA	MC 6P-170/1600 FAXT	MC 6P-180/1300 FA	MC 6P-180/1300 FAXT	MC 6P-250/1100 FA	MC 6P-250/1100 FAXT	MC 6P-250/1100 XT	MC 7P-195/1280 FA 400V	MC 7P-195/1280 FA 230V	MC 7P-195/1280 FAXT	MC 7P-195/1280 FBFA	MC 7P-195/1280 FFA	MC 8P-160/2500	MC 8P-160/2500 ST	MC 8P-180/2100	MH 3C-90/670 PAX	MH 3M-100/600 PA UK	MH 4M-100/680 PA UK	MH 4M-100/680 PAX UK
--	------------------	------------------	------------------	---------------------	------------------	------------------	---------------------	---------------	------------------	---------------	------------------	----------------	-------------------	---------------------	-------------------------	-------------------	-------------------	---------------------	-------------------------	-------------------	-------------------	-------------------	---------------------	-------------------	---------------------	-------------------	---------------------	-------------------	------------------------	------------------------	---------------------	---------------------	--------------------	----------------	-------------------	----------------	------------------	---------------------	---------------------	----------------------

High Pressure Female Coupling



COUPLING GEKA FEMALE - INT THREAD 3/4 IN

HOSE NOZZLE 20R3/4

QUICK COUPLING 3/4 W/GASKET

Hose and Connection



COUPLING GEKA FEMALE INT.THREAD 1 INCH

GEKA HOSE COUPLING 1/2

HOSE GUIDE COMPLETE



NILFISK BA VALVE COMP. GARDENA



NILFISK BA VALVE COMP. GEKA



NILFISK BA VALVE COMP. NITO



NILFISK BA VALVE WO COUPLER



TWO USER DISTRIBUTOR

WATER INLET HOSE 3/4 F/



High Pressure Hose, DN6

10 M WIRE HOSE DN6

HIGH PRESSURE HOSE DN6X8200MM



HOSE DN6 10M 1W FOR P-2



HOSE DN6 15 M 1W - 3/8-QC



HP-HOSE DN6 15M SWIVEL-3/8 F. HOSE REEL

HP HOSE DN6 15 FOR HW AND SWIVEL

● Standard equipment
○ Supplementary accessories
□ Mountable equipment

Accessories for Industrial Pressure Washers

Accessories	Item no.
MH 4M-210/1000 PAX	
MH 5M-100/760 PA UK	
MH 5M-100/760 PAX UK	
MH 5M-210/1000 PAX	
MH 5M-180/800 PA E12	
MH 5M-180/800 PA E24	
MH 6P-175/1250 FA	
MH 6P-175/1250 FAX	
MH 6P-200/1300 FA	
MH 6P-200/1300 FAX	
MH 7P-180/1260 FA	
MH 7P-180/1260 FAX	
MH 8P-180/2000 FA	
MH 8P-180/2000 FAX	
MC 5M-195/1000 DE	
MH 5M-200/1000 DE	
MH 7P-220/1120 PE	
MH 7P-220/1300 DE	
SC UNO 4M-140/620 P5	
SC UNO 4M-160/720 P5	
SC UNO 5M-200/1050	
SC UNO 5M-200/1050 L	
SC UNO 6P-170/1610	
SC UNO 7P-180/1200	
SC DUO 6P-170/3220	
SC DUO 7P-180/2400	
SC DELTA 6P 160/4500-3 EU	
SC DELTA 6P 160/6000-4 EU	
SC DELTA 6P 160/9000-6 EU	
SC DELTA 8P 100/1000-4 EU	
SC DELTA 8P 100/15000-6 EU	
SC DELTA 8P 100/7500-3 EU	
SH SOLAR 7P-170/1200 D	
SH SOLAR 7P-170/1200 D55	
SH SOLAR 8P-180/2000 D	
SH SOLAR 7P-135/875 E18	
SH SOLAR 7P-170/1200 E18	
SH SOLAR 7P-170/1200 E36	
SH SOLAR 7P-170/1200 E54.400V	
SH SOLAR 7P-170/1200 E54.440V	
SH SOLAR 5M-150/1020 G	
SH SOLAR 7P-170/1200 G	
SH TRUCK 5M-180/970	
SH TRUCK 5M-85/850	
SH TRUCK 7P-175/1260	
SH AUTO 5M-100/500 D55	
SH AUTO 5M-100/500 E	
	1718
	61369
	1602945
	1719
	1716
	101118105
	106411177
	106411179
	106411178
	106411184
	4809131
	6465
	301002275
	101405641
	126528620
	6528613
	101406176
	101117763

Standard equipment
 Supplementary accessories
 Mountable equipment

Accessories for Industrial Pressure Washers



High Pressure Hose, DN6

HP-HOSE DN6 15M 3/8-3/8 F. QUICK COUPL

HP-HOSE DN6X15M MC 3-4

HOSE STEEL ARMED DN6X12M

HP HOSE DN6X10M QC 3/8IN NILFISK HW



High Pressure Hose, DN8

HOSE DN8 1 WIRE 15M W.ERGO FEMALE COUPL.

HOSE DN8 1 WIRE 20M W.ERGO FEMALE COUPL.

10 M 1 WIRE HOSE 5/16 DN8

HOSE DN8 1 WIRE 10M W.ERGO FEMALE COUPL.

HOSE DN8 20 M 1W - 3/8X3/8

HP-HOSE DN8X15M QC 3/8 NILFISK HW



High Pressure Hose, DN10

2 M 2 WIRE HOSE 3/8 DN10

3 M 2 WIRE HOSE 3/8 DN10

5 M 2 WIRE HOSE 3/8 DN10

25 M 2 WIRE HOSE 3/8 DN10

30 M 2 WIRE HOSE 3/8 DN10

50 M 2 WIRE HOSE 3/8 DN10

HOSE DN10 10 M 2W 3/8X3/8 INCH

	MC 2C-120/520 UK	MC 2C-140/610 UK	MC 3C-140/570 UK	MC 3C-150/570 XT UK	MC 4M-100/770 UK	MC 4M-140/620 UK	MC 4M-140/620 XT UK	MC 5M-100/770	MC 5M-100/770 XT	MC 5M-180/840	MC 5M-180/840 XT	MC 5M-200/1000	MC 5M-200/1000 XT	MC 5M-200/1050 400V	MC 5M-200/1050 220-440V	MC 5M-200/1050 FA	MC 5M-200/1050 XT	MC 5M-220/1130 400V	MC 5M-220/1130 220-440V	MC 5M-220/1130 FA	MC 5M-220/1130 XT	MC 6P-170/1600 FA	MC 6P-170/1600 FAXT	MC 6P-180/1300 FA	MC 6P-180/1300 FAXT	MC 6P-250/1100 FA	MC 6P-250/1100 FAXT	MC 6P-250/1100 FAXT	MC 7P-195/1280 FA 400V	MC 7P-195/1280 FA 230V	MC 7P-195/1280 FAXT	MC 7P-195/1280 FBFA	MC 7P-195/1280 FFA	MC 8P-160/2500	MC 8P-160/2500 ST	MC 8P-180/2100	MH 3C-90/670 PAX	MH 3M-100/600 PA UK	MH 4M-100/680 PA UK	MH 4M-100/680 PAX UK									
HP-HOSE DN6 15M 3/8-3/8 F. QUICK COUPL	●			○	○						●	●																																					
HP-HOSE DN6X15M MC 3-4			●			●																																											
HOSE STEEL ARMED DN6X12M																																																	
HP HOSE DN6X10M QC 3/8IN NILFISK HW																																									●	●							
HOSE DN8 1 WIRE 15M W.ERGO FEMALE COUPL.	○	○	○	○	○			●	○	○		○				●					○																				○	○	○	○					
HOSE DN8 1 WIRE 20M W.ERGO FEMALE COUPL.				○	○	○	○	○	○	○	○	○	○	○	○	○	○	○	○	○	○	○																					○	○	○	○			
10 M 1 WIRE HOSE 5/16 DN8	○	○		○	○	○	○	○	○	○	○	○	○	○	○	○	○	○	○	○	○	○																						○	○	○	○		
HOSE DN8 1 WIRE 10M W.ERGO FEMALE COUPL.	○	○		○	○		●	○	○	○	○	○	○	○	○	○	○	○	○	○	○	○																						○	○	○	○		
HOSE DN8 20 M 1W - 3/8X3/8	○	○		○	○	○	○	○	○	○	○	○	○	○	○	○	○	○	○	○	○	○																							○	○	○	○	
HP-HOSE DN8X15M QC 3/8 NILFISK HW	○	○		○	○	○	○	○	○	○	○	○	○	○	○	○	○	○	○	○	○	○																							○	○	○	○	
2 M 2 WIRE HOSE 3/8 DN10	○	○	○	○	○	○	○	○	○	○	○	○	○	○	○	○	○	○	○	○	○	○	○	○	○	○	○	○	○	○	○	○	○	○	○	○	○	○	○	○	○	○	○	○	○	○	○		
3 M 2 WIRE HOSE 3/8 DN10	○	○	○	○	○	○	○	○	○	○	○	○	○	○	○	○	○	○	○	○	○	○	○	○	○	○	○	○	○	○	○	○	○	○	○	○	○	○	○	○	○	○	○	○	○	○	○		
5 M 2 WIRE HOSE 3/8 DN10			○	○	○	○	○	○	○	○	○	○	○	○	○	○	○	○	○	○	○	○	○	○	○	○	○	○	○	○	○	○	○	○	○	○	○	○	○	○	○	○	○	○	○	○	○	○	
25 M 2 WIRE HOSE 3/8 DN10			○	○	○	○	○	○	○	○	○	○	○	○	○	○	○	○	○	○	○	○	○	○	○	○	○	○	○	○	○	○	○	○	○	○	○	○	○	○	○	○	○	○	○	○	○	○	○
30 M 2 WIRE HOSE 3/8 DN10			○	○	○	○	○	○	○	○	○	○	○	○	○	○	○	○	○	○	○	○	○	○	○	○	○	○	○	○	○	○	○	○	○	○	○	○	○	○	○	○	○	○	○	○	○	○	○
50 M 2 WIRE HOSE 3/8 DN10			○	○	○	○	○	○	○	○	○	○	○	○	○	○	○	○	○	○	○	○	○	○	○	○	○	○	○	○	○	○	○	○	○	○	○	○	○	○	○	○	○	○	○	○	○	○	○
HOSE DN10 10 M 2W 3/8X3/8 INCH	○	○	○	○	○	○	○	○	○	○	○	○	○	○	○	○	○	○	○	○	○	○	○	○	○	○	○	○	○	○	○	○	○	○	○	○	○	○	○	○	○	○	○	○	○	○	○	○	○

● Standard equipment
○ Supplementary accessories
□ Mountable equipment

Accessories for Industrial Pressure Washers

Accessories	Item no.
MH 4M-210/1000 PAX	
MH 5M-100/760 PA UK	
MH 5M-100/760 PAX UK	
MH 5M-210/1000 PAX	
MH 5M-180/800 PA E12	
MH 5M-180/800 PA E24	
MH 6P-175/1250 FA	
MH 6P-175/1250 FAX	
MH 6P-200/1300 FA	
MH 6P-200/1300 FAX	
MH 7P-180/1260 FA	
MH 7P-180/1260 FAX	
MH 8P-180/2000 FA	
MH 8P-180/2000 FAX	
MC 5M-195/1000 DE	
MH 5M-200/1000 DE	
MH 7P-220/1120 PE	
MH 7P-220/1300 DE	
SC UNO 4M-140/620 P5	101406175
SC UNO 4M-160/720 P5	
SC UNO 5M-200/1050	107142542
SC UNO 5M-200/1050 L	
SC UNO 6P-170/1610	
SC UNO 7P-180/1200	
SC DUO 6P-170/3220	
SC DUO 7P-180/2400	
SC DELTA 6P 160/4500-3 EU	
SC DELTA 6P 160/6000-4 EU	
SC DELTA 6P 160/9000-6 EU	
SC DELTA 8P 100/1000-4 EU	
SC DELTA 8P 100/15000-6 EU	
SC DELTA 8P 100/7500-3 EU	
SH SOLAR 7P-170/1200 D	
SH SOLAR 7P-170/1200 D55	
SH SOLAR 8P-180/2000 D	
SH SOLAR 7P-135/875 E18	
SH SOLAR 7P-170/1200 E18	
SH SOLAR 7P-170/1200 E36	
SH SOLAR 7P-170/1200 E54.400V	
SH SOLAR 7P-170/1200 E54.440V	
SH SOLAR 5M-150/1020 G	
SH SOLAR 7P-170/1200 G	
SH TRUCK 5M-180/970	
SH TRUCK 5M-85/850	
SH TRUCK 7P-175/1260	
SH AUTO 5M-100/500 D55	
SH AUTO 5M-100/500 E	
	101406058
	101406069
	301001100
	301001101
	1405569
	101405770
	1405666
	101406102
	1402924
	1402932
	1402940
	1402080
	1402098
	1402759
	6101766

Standard equipment
 Supplementary accessories
 Mountable equipment

Accessories for Industrial Pressure Washers



	MC 2C-120/520 UK	MC 2C-140/610 UK	MC 3C-140/570 UK	MC 3C-150/570 XT UK	MC 4M-110/770 UK	MC 4M-140/620 UK	MC 4M-140/620 XT UK	MC 5M-100/770	MC 5M-100/770 XT	MC 5M-180/840	MC 5M-180/840 XT	MC 5M-200/1000	MC 5M-200/1000 XT	MC 5M-200/1050 400V	MC 5M-200/1050 220-440V	MC 5M-200/1050 FA	MC 5M-200/1050 XT	MC 5M-220/130 400V	MC 5M-220/130 220-440V	MC 5M-220/130 XT	MC 5M-220/130 FA	MC 6P-170/1600 FA	MC 6P-170/1600 FAXT	MC 6P-180/1300 FA	MC 6P-180/1300 FAXT	MC 6P-250/1100 FA	MC 6P-250/1100 FAXT	MC 7P-195/1280 FA 400V	MC 7P-195/1280 FA 230V	MC 7P-195/1280 FAXT	MC 7P-195/1280 FBFA	MC 7P-195/1280 FFA	MC 8P-160/2500	MC 8P-160/2500 ST	MC 8P-180/2100	MH 3C-50/670 PAX	MH 3M-100/600 PA UK	MH 4M-100/680 PA UK	MH 4M-100/680 PAX UK												
High Pressure Hose, DN10																																																			
HP HOSE DN10 150DEG L15000mm	○	○	○	○	○	○	○	○	○	○	○	○	○	○	○	○	○	○	○	○	○	○	●	●	●	○	○	○	○	○	○	○	○	○	○	○	○	○	○	○	○	○	○	○							
M 20 WIRE HOSE 3/8 DN10	○	○	○	○	○	○	○	○	○	○	○	○	○	○	○	○	○	○	○	○	○	○	○	○	○	○	○	○	○	○	○	○	○	○	○	○	○	○	○	○	○	○	○	○	○	○					
Non Blacking High Pressure Hose, DN10																																																			
HOSE DN10 10 M 2W 3/8X3/8 GRAU-FOOD	○	○	○	○	○	○	○	○	○	○	○	○	○	○	○	○	○	○	○	○	○	○	○	○	○	○	○	○	○	○	○	○	○	○	○	○	○	○	○	○	○	○	○	○	○	○					
HOSE DN10 15 M 2W 3/8X3/8 GRAY-FOOD	○	○	○	○	○	○	○	○	○	○	○	○	○	○	○	○	○	○	○	○	○	○	○	○	○	○	○	○	○	○	○	○	○	○	○	○	○	○	○	○	○	○	○	○	○	○	○				
20 M 2 WIRE HOSE 3/8 FOOD	○	○	○	○	○	○	○	○	○	○	○	○	○	○	○	○	○	○	○	○	○	○	○	○	○	○	○	○	○	○	○	○	○	○	○	○	○	○	○	○	○	○	○	○	○	○	○				
25 M 2 WIRE HOSE 3/8 FOOD			○	○	○	○	○	○	○	○	○	○	○	○	○	○	○	○	○	○	○	○	○	○	○	○	○	○	○	○	○	○	○	○	○	○	○	○	○	○	○	○	○	○	○	○	○	○			
30 M 2 WIRE HOSE 3/8 FOOD				○	○	○	○	○	○	○	○	○	○	○	○	○	○	○	○	○	○	○	○	○	○	○	○	○	○	○	○	○	○	○	○	○	○	○	○	○	○	○	○	○	○	○	○	○	○		
High Pressure Hose, DN12																																																			
10 M 2 WIRE HOSE 1/2 DN12								○	○	○	○	○	○	○	○	○	○	○	○	○	○	○	○	○	○	○	○	○	○	○	○	○	○	○	○	○	○	○	○	○	○	○	○	○	○	○	○	○			
15 M 2 WIRE HOSE 1/2 DN12									○	○	○	○	○	○	○	○	○	○	○	○	○	○	○	○	○	○	○	○	○	○	○	○	○	○	○	○	○	○	○	○	○	○	○	○	○	○	○	○	○	○	
20 M 2 WIRE HOSE 1/2 DN12									○	○	○	○	○	○	○	○	○	○	○	○	○	○	○	○	○	○	○	○	○	○	○	○	○	○	○	○	○	○	○	○	○	○	○	○	○	○	○	○	○	○	
HP-HOSE DN12X10M QC 3/8 AG NILFISK HW									○	○	○	○	○	○	○	○	○	○	○	○	○	○	○	○	○	○	○	○	○	○	○	○	○	○	○	○	○	○	○	○	○	○	○	○	○	○	○	○	○	○	
HP-HOSE DN12X15M QC 3/8 AG NILFISK HW									○	○	○	○	○	○	○	○	○	○	○	○	○	○	○	○	○	○	○	○	○	○	○	○	○	○	○	○	○	○	○	○	○	○	○	○	○	○	○	○	○	○	○
Hose Reel																																																			
CLEANING TROLLEY SS W/HOSE REEL FOAM IN	○	○	○	○	○	○	○	○	○	○	○	○	○	○	○	○	○	○	○	○	○	○	○	○	○	○	○	○	○	○	○	○	○	○	○	○	○	○	○	○	○	○	○	○	○	○	○	○	○		
HOSE GUIDE FOR MC 3-4			○	○	○	○	○																																												
HOSE REEL ACC. KIT - POSEIDON PE 2013			○	○	○	○	○																																												
HOSE REEL COMPLETE								○	○	○	○	○	○	○	○	○	○	○	○	○	○	○	○	○	○	○	○	○	○	○	○	○	○	○	○	○	○	○	○	○	○	○	○	○	○	○	○	○	○	○	
HOSE REEL FOR MC 3-4			○	●	○	○	○																																												
HOSE REEL KIT																																																			
HOSE REEL RETRACTABLE SS W/O HOSE	○	○	○					○	○																																										

● Standard equipment
 ○ Supplementary accessories
 □ Mountable equipment

Accessories for Industrial Pressure Washers

Accessories	Item no.
MH 4M-210/1000 PAX	
MH 5M-100/760 PA UK	
MH 5M-100/760 PAX UK	
MH 5M-210/1000 PAX	
MH 5M 180/800 PA E12	
MH 5M 180/800 PA E24	
MH 6P-175/1250 FA	
MH 6P-175/1250 FAX	
MH 6P-200/1300 FA	
MH 6P-200/1300 FAX	
MH 7P-180/1260 FA	
MH 7P-180/1260 FAX	
MH 8P-180/2000 FA	
MH 8P-180/2000 FAX	
MC 5M-195/1000 DE	
MH 5M-200/1000 DE	
MH 7P-220/1120 PE	
MH 7P-220/1300 DE	
SC UNO 4M-140/620 P5	
SC UNO 4M-160/720 P5	
SC UNO 5M-200/1050	
SC UNO 5M-200/1050 L	
SC UNO 6P-170/1610	
SC UNO 7P-180/1200	
SC DUO 6P-170/3220	
SC DUO 7P-180/2400	
SC DELTA 6P 160/4500-3 EU	
SC DELTA 6P 160/6000-4 EU	
SC DELTA 6P 160/9000-6 EU	
SC DELTA 8P 100/1000-4 EU	
SC DELTA 8P 100/15000-6 EU	
SC DELTA 8P 100/7500-3 EU	
SH SOLAR 7P-170/1200 D	
SH SOLAR 7P-170/1200 D55	
SH SOLAR 8P-180/2000 D	
SH SOLAR 7P-135/875 E18	
SH SOLAR 7P-170/1200 E18	
SH SOLAR 7P-170/1200 E36	
SH SOLAR 7P-170/1200 E54.400V	
SH SOLAR 7P-170/1200 E54.440V	
SH SOLAR 5M-150/1020 G	
SH SOLAR 7P-170/1200 G	
SH TRUCK 5M-180/970	
SH TRUCK 5M-85/850	
SH TRUCK 7P-175/1260	
SH AUTO 5M-100/500 D55	
SH AUTO 5M-100/500 E	
	1402064
	1402072
	6101767
	1401983
	1401991
	1402007
	1402015
	4810219
	4810213
	4810214
	101406186
	101406187
	6401094
	107145800
	106403175
	106403143
	107145803
	301001310
	106403168

Standard equipment
 Supplementary accessories
 Mountable equipment

Accessories for Industrial Pressure Washers



	MC 2C-120/520 UK	MC 2C-140/610 UK	MC 3C-140/570 UK	MC 3C-150/570 XT UK	MC 4M-100/770 UK	MC 4M-140/620 UK	MC 4M-140/620 XT UK	MC 5M-100/770	MC 5M-100/770 XT	MC 5M-180/840	MC 5M-180/840 XT	MC 5M-20/1000	MC 5M-20/1000 XT	MC 5M-20/1050 400V	MC 5M-20/1050 220-440V	MC 5M-20/1050 FA	MC 5M-20/1050 XT	MC 5M-220/1130 400V	MC 5M-220/1130 220-440V	MC 5M-220/1130 FA	MC 5M-220/1130 XT	MC 6P-170/1600 FA	MC 6P-170/1600 FAXT	MC 6P-180/1300 FA	MC 6P-180/1300 FAXT	MC 6P-250/1100 FA	MC 6P-250/1100 FAXT	MC 6P-250/1100 FAXT	MC 7P-195/1280 FA 400V	MC 7P-195/1280 FA 230V	MC 7P-195/1280 FAXT	MC 7P-195/1280 FBFA	MC 7P-195/1280 FFA	MC 8P-160/2500	MC 8P-160/2500 ST	MC 8P-180/2100	MH 3C-90/670 PAX	MH 3M-100/600 PA UK	MH 4M-100/680 PA UK	MH 4M-100/680 PAX UK
--	------------------	------------------	------------------	---------------------	------------------	------------------	---------------------	---------------	------------------	---------------	------------------	---------------	------------------	--------------------	------------------------	------------------	------------------	---------------------	-------------------------	-------------------	-------------------	-------------------	---------------------	-------------------	---------------------	-------------------	---------------------	---------------------	------------------------	------------------------	---------------------	---------------------	--------------------	----------------	-------------------	----------------	------------------	---------------------	---------------------	----------------------

Hose Reel

HOSE TROLLEY UP TO 50 M 3/8

HOSEREEL BLUE.PAINT RETRACTAB.W/20M HOSE

HOSE REEL ACC. KIT - POSEIDON PE 2013

HOSE REEL NILFISK ACCESSORY

HOSE REEL 20M SET

Spray Gun

ERGO 2000 STANDARD W. HOSE SWIVEL

ERGO 2000 VARIO PRESS W. HOSE SWIVEL

ERGO 3000 GUN W.SWIVEL LOCK+VARIO PRESS

REP. KIT SWIVEL JOINT

SIDE BAR COMPL.

SPRAY HANDLE W. SWIVEL LOCK

WINTER GUN 12 BAR

Tornado Lance

TORNADO PLUS 630 STRAIGHT W/O NOZZLE

TORNADO PLUS 1000 BEND W/O NOZZLE

TORNADO PLUS 1120 BEND W/O NOZZLE

TORNADO PLUS 2080 BEND W/O NOZZLE

PowerSpeed Vario Lance

POWERSPEED VARIO PLUS 770 BEND 0500

POWERSPEED VARIO PLUS 770 BEND 0640



● Standard equipment
○ Supplementary accessories
□ Mountable equipment

Accessories for Industrial Pressure Washers

Accessories	Item no.
MH 4M-210/1000 PAX	
MH 5M-100/760 PA UK	
MH 5M-100/760 PAX UK	
MH 5M-210/1000 PAX	
MH 5M 180/800 PA E12	
MH 5M 180/800 PA E24	
MH 6P-175/1250 FA	
MH 6P-175/1250 FAX	
MH 6P-200/1300 FA	
MH 6P-200/1300 FAX	
MH 7P-180/1260 FA	
MH 7P-180/1260 FAX	
MH 8P-180/2000 FA	
MH 8P-180/2000 FAX	
MC 5M-195/1000 DE	
MH 5M-200/1000 DE	
MH 7P-220/1120 PE	
MH 7P-220/1300 DE	
SC UNO 4M-140/620 P5	
SC UNO 4M-160/720 P5	
SC UNO 5M-200/1050	
SC UNO 5M-200/1050 L	
SC UNO 6P-170/1610	
SC UNO 7P-180/1200	
SC DUO 6P-170/3220	
SC DUO 7P-180/2400	
SC DELTA 6P 160/4500-3 EU	
SC DELTA 6P 160/6000-4 EU	
SC DELTA 6P 160/9000-6 EU	
SC DELTA 8P 100/1000-4 EU	
SC DELTA 8P 100/15000-6 EU	
SC DELTA 8P 100/7500-3 EU	
SH SOLAR 7P-170/1200 D	
SH SOLAR 7P-170/1200 D55	
SH SOLAR 8P-180/2000 D	
SH SOLAR 7P-135/875 E18	
SH SOLAR 7P-170/1200 E18	
SH SOLAR 7P-170/1200 E36	
SH SOLAR 7P-170/1200 E54.400V	
SH SOLAR 7P-170/1200 E54.440V	
SH SOLAR 5M-150/1020 G	
SH SOLAR 7P-170/1200 G	
SH TRUCK 5M-180/970	
SH TRUCK 7P-175/1260	
SH AUTO 5M-100/500 D55	
SH AUTO 5M-100/500 E	
	6400170
	106403131
	106403175
	106403184
	301001131
	106403122
	106403123
	106402191
	101119484
	106402110
	106402190
	106402243
	106403013
	106403011
	106403010
	106403012
	106403023
	106403025

● Standard equipment
 ○ Supplementary accessories
 □ Mountable equipment

Accessories for Industrial Pressure Washers



PowerSpeed Vario Lance

	MC 2C-120/520 UK	MC 2C-140/610 UK	MC 3C-140/570 UK	MC 3C-150/570 XT UK	MC 4M-100/770 UK	MC 4M-140/620 UK	MC 4M-140/620 XT UK	MC 5M-100/770	MC 5M-100/770 XT	MC 5M-180/840	MC 5M-180/840 XT	MC 5M-200/1000	MC 5M-200/1000 XT	MC 5M-200/1050 400V	MC 5M-200/1050 220-440V	MC 5M-200/1050 FA	MC 5M-200/1050 XT	MC 5M-220/1130 400V	MC 5M-220/1130 220-440V	MC 5M-220/1130 FA	MC 5M-220/1130 XT	MC 6P-170/1600 FA	MC 6P-170/1600 FAXT	MC 6P-180/1300 FA	MC 6P-180/1300 FAXT	MC 6P-250/1100 FA	MC 6P-250/1100 FAXT	MC 6P-250/1100 XT	MC 7P-195/1280 FA 400V	MC 7P-195/1280 FA 230V	MC 7P-195/1280 FAXT	MC 7P-195/1280 FBFA	MC 7P-195/1280 FFA	MC 8P-160/2500	MC 8P-160/2500 ST	MH 3C-90/670 PAX	MH 3M-100/600 PA UK	MH 4M-100/680 PA UK	MH 4M-100/680 PAX UK				
POWERSPEED VARIO PLUS 1090 BEND 0370		o																																									
POWERSPEED VARIO PLUS 1090 BEND 0450																																											
POWERSPEED VARIO PLUS 1090 BEND 0500									o	o		o	o		o	o												o	o														
POWERSPEED VARIO PLUS 1090 BEND 0530																		o	o	o	o																						
POWERSPEED VARIO PLUS 1090 BEND 0640																																											
POWERSPEED VARIO PLUS 1090 BEND 0680																									o	o		o	o	o	o	o	o	o	o								
POWERSPEED VARIO PLUS 1090 BEND 0950																							o	o																			
POWERSPEED VARIO PLUS 1090 BEND 1200																																			o			o					

FlexoPower Lance

FLEXOPOWER PLUS 960 BEND W/O NOZZLE	o	o	o	o	o	o	o	o	o	o	o	o	o	o	o	o	o	o	o	o	o	o	o	o	o	o	o	o	o	o	o	o	o	o	o	o	o	o	o	o	o	o	o	o		
FLEXOPOWER PLUS 990 BEND W/O NOZ.	o	o	o	o	o	o	o	o	o	o	o	o	o	o	o	o	o	o	o	o	o	o	o	o	o	o	o	o	o	o	o	o	o	o	o	o	o	o	o	o	o	o	o	o	o	
FLEXOPOWER PLUS 990 BEND W/O NOZZLE			o	o	o	o	o	o	o	o	o	o	o	o	o	o	o	o	o	o	o	o	o	o	o	o	o	o	o	o	o	o	o	o	o	o	o	o	o	o	o	o	o	o	o	
FLEXOPOWER PLUS 960 W/O NOZZLE BLUE	o	o	o	o	o	o	o	o	o	o	o	o	o	o	o	o	o	o	o	o	o	o	o	o	o	o	o	o	o	o	o	o	o	o	o	o	o	o	o	o	o	o	o	o	o	o
FLEXOPOWER PLUS 990 W/O NOZZLE BLUE	o	o	o	o	o	o	o	o	o	o	o	o	o	o	o	o	o	o	o	o	o	o	o	o	o	o	o	o	o	o	o	o	o	o	o	o	o	o	o	o	o	o	o	o	o	o
FLEXOPOWER PLUS 1120 W/O NOZZLE BLUE	o	o	o	o	o	o	o	o	o	o	o	o	o	o	o	o	o	o	o	o	o	o	o	o	o	o	o	o	o	o	o	o	o	o	o	o	o	o	o	o	o	o	o	o	o	o

Universal Lance

UNIVERSAL PLUS 650 W/O NOZZLE STRAIGHT	o	o	o	o	o	o	o	o	o	o	o	o	o	o	o	o	o	o	o	o	o	o	o	o	o	o	o	o	o	o	o	o	o	o	o	o	o	o	o	o	o	o	o	o	o	o	o
UNIVERSAL PLUS 1080 W/O NOZZ STRAIGHT	o	o	o	o	o	o	o	o	o	o	o	o	o	o	o	o	o	o	o	o	o	o	o	o	o	o	o	o	o	o	o	o	o	o	o	o	o	o	o	o	o	o	o	o	o	o	o
UNIVERSAL PLUS 1560 W/O NOZZLE STRAIGHT	o	o	o	o	o	o	o	o	o	o	o	o	o	o	o	o	o	o	o	o	o	o	o	o	o	o	o	o	o	o	o	o	o	o	o	o	o	o	o	o	o	o	o	o	o	o	o
UNIVERSAL PLUS 2060 W/O NOZZLE STRAIGHT	o	o	o	o	o	o	o	o	o	o	o	o	o	o	o	o	o	o	o	o	o	o	o	o	o	o	o	o	o	o	o	o	o	o	o	o	o	o	o	o	o	o	o	o	o	o	o

● Standard equipment
 ○ Supplementary accessories
 □ Mountable equipment

Accessories for Industrial Pressure Washers

Accessories	Item no.
MH 4M-210/1000 PAX	
MH 5M-100/760 PA UK	
MH 5M-100/760 PAX UK	
MH 5M-210/1000 PAX	
MH 5M 180/800 PA E12	
MH 5M 180/800 PA E24	
MH 6P-175/1250 FA	
MH 6P-175/1250 FAX	
MH 6P-200/1300 FA	
MH 6P-200/1300 FAX	
MH 7P-180/1260 FA	
MH 8P-180/2000 FA	
MH 8P-180/2000 FAX	
MH 7P-180/1260 FAX	
MC 5M-195/1000 DE	
MH 5M-200/1000 DE	
MH 7P-220/1120 PE	
MH 7P-220/1300 DE	
SC UNO 4M-140/620 P5	
SC UNO 4M-160/720 P5	
SC UNO 5M-200/1050	
SC UNO 5M-200/1050 L	
SC UNO 6P-170/1610	
SC UNO 7P-180/1200	
SC DUO 6P-170/3220	
SC DUO 7P-180/2400	
SC DELTA 6P 160/4500-3 EU	
SC DELTA 6P 160/6000-4 EU	
SC DELTA 6P 160/9000-6 EU	
SC DELTA 8P 100/1000-4 EU	
SC DELTA 8P 100/15000-6 EU	
SC DELTA 8P 100/7500-3 EU	
SH SOLAR 7P-170/1200 D	
SH SOLAR 7P-170/1200 D55	
SH SOLAR 8P-180/2000 D	
SH SOLAR 7P-135/875 E18	
SH SOLAR 7P-170/1200 E18	
SH SOLAR 7P-170/1200 E36	
SH SOLAR 7P-170/1200 E54.400V	
SH SOLAR 7P-170/1200 E54.440V	
SH SOLAR 5M-150/1020 G	
SH SOLAR 7P-170/1200 G	
SH TRUCK 5M-180/970	
SH TRUCK 7P-175/1260	
SH AUTO 5M-100/500 D55	
SH AUTO 5M-100/500 E	
	106403091
	106403092
	106403093
	106403094
	106403095
	106403096
	106403110
	106403111
	106402282
	106402281
	106408219
	106408229
	106408228
	106408227
	106403032
	106403033
	106403031
	106403030

● Standard equipment
 ○ Supplementary accessories
 □ Mountable equipment

Accessories for Industrial Pressure Washers

Accessories	Item no.
MH 4M-210/1000 PAX	
MH 5M-100/760 PA UK	
MH 5M-100/760 PAX UK	
MH 5M-210/1000 PAX	
MH 5M 180/800 PA E12	
MH 5M 180/800 PA E24	
MH 6P-175/1250 FA	
MH 6P-175/1250 FAX	
MH 6P-200/1300 FA	
MH 6P-200/1300 FAX	
MH 7P-180/1260 FA	
MH 7P-180/1260 FAX	
MH 8P-180/2000 FA	
MH 8P-180/2000 FAX	
MC 5M-195/1000 DE	
MH 5M-200/1000 DE	
MH 7P-220/1120 PE	
MH 7P-220/1300 DE	
SC UNO 4M-140/620 P5	
SC UNO 4M-160/720 P5	
SC UNO 5M-200/1050	
SC UNO 5M-200/1050 L	
SC UNO 6P-170/1610	
SC UNO 7P-180/1200	
SC DUO 6P-170/3220	
SC DUO 7P-180/2400	
SC DELTA 6P 160/4500-3 EU	
SC DELTA 6P 160/6000-4 EU	
SC DELTA 6P 160/9000-6 EU	
SC DELTA 8P 100/1000-4 EU	
SC DELTA 8P 100/15000-6 EU	
SC DELTA 8P 100/7500-3 EU	
SH SOLAR 7P-170/1200 D	
SH SOLAR 7P-170/1200 D55	
SH SOLAR 8P-180/2000 D	
SH SOLAR 7P-135/875 E18	
SH SOLAR 7P-170/1200 E18	
SH SOLAR 7P-170/1200 E36	
SH SOLAR 7P-170/1200 E54.400V	
SH SOLAR 7P-170/1200 E54.440V	
SH SOLAR 5M-150/1020 G	
SH SOLAR 7P-170/1200 G	
SH TRUCK 5M-180/970	
SH TRUCK 5M-85/850	
SH TRUCK 7P-175/1260	
SH AUTO 5M-100/500 D55	
SH AUTO 5M-100/500 E	
	106403036
	106403035
	106403037
	106403034
	106403077
	106403002
	106402290
	106402291
	106402292
	106402293
	106402294
	106403078
	106403001
	106403003
	106408250
	106408251
	106408252
	106408253

Standard equipment
 Supplementary accessories
 Mountable equipment

Accessories for Industrial Pressure Washers



MC 2C-120/520 UK	MC 2C-140/610 UK	MC 3C-140/570 UK	MC 3C-150/570 XT UK	MC 4M-100/770 UK	MC 4M-140/620 UK	MC 4M-140/620 XT UK	MC 5M-100/770	MC 5M-100/770 XT	MC 5M-180/840	MC 5M-180/840 XT	MC 5M-200/1000	MC 5M-200/1000 XT	MC 5M-200/1050 400V	MC 5M-200/1050 400V FA	MC 5M-200/1050 XT	MC 5M-220/1130 400V	MC 5M-220/1130 220 - 440V	MC 5M-220/1130 FA	MC 5M-220/1130 XT	MC 6P-170/1600 FA	MC 6P-170/1600 FAXT	MC 6P-180/1300 FA	MC 6P-180/1300 FAXT	MC 6P-250/1100 FA	MC 6P-250/1100 FAXT	MC 6P-250/1100 XT	MC 7P-195/1280 FA 400V	MC 7P-195/1280 FA 230V	MC 7P-195/1280 FAXT	MC 7P-195/1280 FBFA	MC 7P-195/1280 FFA	MC 8P-160/2500	MC 8P-160/2500 ST	MC 8P-180/2100	MH 3C-90/670 PAX	MH 3M-100/600 PA UK	MH 4M-100/680 PA UK	MH 4M-100/680 PAX UK
------------------	------------------	------------------	---------------------	------------------	------------------	---------------------	---------------	------------------	---------------	------------------	----------------	-------------------	---------------------	------------------------	-------------------	---------------------	---------------------------	-------------------	-------------------	-------------------	---------------------	-------------------	---------------------	-------------------	---------------------	-------------------	------------------------	------------------------	---------------------	---------------------	--------------------	----------------	-------------------	----------------	------------------	---------------------	---------------------	----------------------

4-in-1 Lance

4-IN-1 LANCE INCL 0435 ALUMINUM HEAD



LANCE FOR 4-IN-1 880 BEND



Short Lance

DOUBLE LANCE L10CM 1505



DOUBLE LANCE SHORT 1506 100MM



DOUBLE LANCE W/O NOZZLE 90MM



SINGLE LANCE W/O NOZZLE 90MM



Special Lance

CURVED LANCE L1090 MM



LANCE SINGLE 1500MM W/O NOZZLE



UNDER CARRIAGE WASHER 40065



LANCE WITH BAYONET COUPLI



TurboHammer Nozzle

NOZZLE TURBOHAMMER HEAD .0450 W11



NOZZLE TURBOHAMMER HEAD .0550 W11



TURBOHAMMER NOZZLE W11 050



TURBOHAMMER NOZZLE W11 060



TURBOHAMMER NOZZLE W11 070



TURBOHAMMER NOZZLE W11 1000



TURBOHAMMER NOZZLE W12 035



TURBOHAMMER NOZZLEHEAD W12 0370



● Standard equipment
○ Supplementary accessories
□ Mountable equipment

Accessories for Industrial Pressure Washers

Accessories	Item no.
MH 4M-210/1000 PAX	
MH 5M-100/760 PA UK	
MH 5M-100/760 PAX UK	
MH 5M-210/1000 PAX	
MH 5M-180/800 PA E12	
MH 5M-180/800 PA E24	
MH 6P-175/1250 FA	
MH 6P-175/1250 FAX	
MH 6P-200/1300 FA	
MH 6P-200/1300 FAX	
MH 7P-180/1260 FA	
MH 7P-180/1260 FAX	
MH 8P-180/2000 FA	
MH 8P-180/2000 FAX	
MC 5M-195/1000 DE	
MH 5M-200/1000 DE	
MH 7P-220/1120 PE	
MH 7P-220/1300 DE	
SC UNO 4M-140/620 P5	
SC UNO 4M-160/720 P5	
SC UNO 5M-200/1050	
SC UNO 5M-200/1050 L	
SC UNO 6P-170/1610	
SC UNO 7P-180/1200	
SC DUO 6P-170/3220	
SC DUO 7P-180/2400	
SC DELTA 6P 160/4500-3 EU	
SC DELTA 6P 160/6000-4 EU	
SC DELTA 6P 160/9000-6 EU	
SC DELTA 8P 100/1000-4 EU	
SC DELTA 8P 100/15000-6 EU	
SC DELTA 8P 100/7500-3 EU	
SH SOLAR 7P-170/1200 D	
SH SOLAR 7P-170/1200 D55	
SH SOLAR 8P-180/2000 D	
SH SOLAR 7P-135/875 E18	
SH SOLAR 7P-170/1200 E18	
SH SOLAR 7P-170/1200 E36	
SH SOLAR 7P-170/1200 E54.400V	
SH SOLAR 7P-170/1200 E54.440V	
SH SOLAR 5M-150/1020 G	
SH SOLAR 7P-170/1200 G	
SH TRUCK 5M-180/970	
SH TRUCK 5M-85/850	
SH TRUCK 7P-175/1260	
SH AUTO 5M-100/500 D55	
SH AUTO 5M-100/500 E	
	106408254
	106408240
	6400113
	6400067
	106402150
	106402151
	6402016
	6401193
	6400036
	106401239
	48874
	48875
	48872
	48982
	48981
	102802856
	49283
	106408221

Accessories for Industrial Pressure Washers



MC 2C-120/520 UK
MC 2C-140/610 UK
MC 3C-140/570 UK
MC 3C-150/570 XT UK
MC 4M-100/770 UK
MC 4M-140/620 UK
MC 4M-140/620 XT UK
MC 5M-100/770
MC 5M-100/770 XT
MC 5M-180/840
MC 5M-180/840 XT
MC 5M-200/1000
MC 5M-200/1000 XT
MC 5M-200/1050 400V
MC 5M-200/1050 220-440V
MC 5M-200/1050 FA
MC 5M-200/1050 XT
MC 5M-220/1130 400V
MC 5M-220/1130 220-440V
MC 5M-220/1130 FA
MC 5M-220/1130 XT
MC 6P-170/1600 FA
MC 6P-170/1600 FAXT
MC 6P-180/1300 FA
MC 6P-180/1300 FAXT
MC 6P-250/1100 FA
MC 6P-250/1100 FAXT
MC 7P-195/1280 FA 400V
MC 7P-195/1280 FA 230V
MC 7P-195/1280 FAXT
MC 7P-195/1280 FBFA
MC 7P-195/1280 FFA
MC 8P-160/2500
MC 8P-160/2500 ST
MH 3C-90/670 PAX
MH 3M-100/600 PA UK
MH 4M-100/680 PA UK
MH 4M-100/680 PAX UK

TurboHammer Nozzle

TURBOHAMMER NOZZLE W12 040



TURBOHAMMER NOZZLE W12 045



TURBOHAMMER NOZZLE W12 050



NOZZLE TURBOHAMMER HEAD .0550 W12



Standard Nozzle 0° 1/8" NPT

HP NOZZLE 25065 1/8 INCH NPT



HP-NOZZLE 0040 1/8



HP-NOZZLE 0050 1/8



HP-NOZZLE 0060 1/8



HP-NOZZLE 0070 1/8



Standard Nozzle 15° 1/8" NPT

HP NOZZLE 15050 1/8



HP NOZZLE 15060 1/8



HP NOZZLE 15070 1/8



NOZZLE HIGH PRESSURE 15040 1/8 NPT



Standard Nozzle 25° 1/8" NPT

HP NOZZLE 25040 1/8 INCH NPT



HP NOZZLE 25045 1/8



HP NOZZLE 25050 1/8 INCH NPT



HP NOZZLE 25055 1/8 INCH NPT



HP NOZZLE 25060 1/8 INCH NPT



● Standard equipment
○ Supplementary accessories
□ Mountable equipment

Accessories for Industrial Pressure Washers

Model	Accessories	Item no.
MH 4M-210/1000 PAX		
MH 5M-100/760 PA UK		
MH 5M-100/760 PAX UK		
MH 5M-210/1000 PAX		
MH 5M-180/800 PA E12	○	65437
MH 5M-180/800 PA E24	○	49285
MH 6P-175/1250 FA	○	301001108
MH 6P-175/1250 FAX		
MH 6P-200/1300 FA		
MH 6P-200/1300 FAX		
MH 7P-180/1260 FA		
MH 7P-180/1260 FAX		
MH 8P-180/2000 FA		
MH 8P-180/2000 FAX		
MC 5M-195/1000 DE		
MH 5M-200/1000 DE		
MH 7P-220/1120 PE	○	17387
MH 7P-220/1300 DE		
SC UNO 4M-140/620 P5	○	7819
SC UNO 4M-160/720 P5	○	7820
SC UNO 5M-200/1050	○	41394
SC UNO 5M-200/1050 L	○	7811
SC UNO 6P-170/1610		
SC UNO 7P-180/1200	○	1507
SC DUO 6P-170/3220		
SC DUO 7P-180/2400	○	8097
SC DELTA 6P 160/4500-3 EU		
SC DELTA 6P 160/6000-4 EU		
SC DELTA 6P 160/9000-6 EU		
SC DELTA 8P 100/1000-4 EU		
SC DELTA 8P 100/15000-6 EU		
SC DELTA 8P 100/7500-3 EU		
SH SOLAR 7P-170/1200 D		
SH SOLAR 7P-170/1200 D55		
SH SOLAR 8P-180/2000 D		
SH SOLAR 7P-135/875 E18		
SH SOLAR 7P-170/1200 E18		
SH SOLAR 7P-170/1200 E36		
SH SOLAR 7P-170/1200 E54.400V		
SH SOLAR 7P-170/1200 E54.440V		
SH SOLAR 5M-150/1020 G		
SH SOLAR 7P-170/1200 G		
SH TRUCK 5M-180/970	○	2504
SH TRUCK 5M-85/650		
SH TRUCK 7P-175/1260		
SH AUTO 5M-100/500 D55		
SH AUTO 5M-100/500 E		

● Standard equipment
○ Supplementary accessories
□ Mountable equipment

Accessories for Industrial Pressure Washers

Model	Item no.
MH 4M-210/1000 PAX	
MH 5M-100/760 PA UK	
MH 5M-100/760 PAX UK	
MH 5M-210/1000 PAX	
MH 5M 180/800 PA E12	
MH 5M 180/800 PA E24	
MH 6P-175/1250 FA	
MH 6P-175/1250 FAX	
MH 6P-200/1300 FA	
MH 6P-200/1300 FAX	
MH 7P-180/1260 FA	
MH 7P-180/1260 FAX	
MH 8P-180/2000 FA	
MH 8P-180/2000 FAX	
MC 5M-195/1000 DE	
MH 5M-200/1000 DE	
MH 7P-220/1120 PE	
MH 7P-220/1300 DE	
SC UNO 4M-140/620 P5	
SC UNO 4M-160/720 P5	
SC UNO 5M-200/1050	
SC UNO 5M-200/1050 L	
SC UNO 6P-170/1610	
SC UNO 7P-180/1200	
SC DUO 6P-170/3220	
SC DUO 7P-180/2400	
SC DELTA 6P 160/4500-3 EU	
SC DELTA 6P 160/6000-4 EU	
SC DELTA 6P 160/9000-6 EU	
SC DELTA 8P 100/1000-4 EU	
SC DELTA 8P 100/15000-6 EU	
SC DELTA 8P 100/7500-3 EU	
SH SOLAR 7P-170/1200 D	
SH SOLAR 7P-170/1200 D55	
SH SOLAR 8P-180/2000 D	
SH SOLAR 7P-135/875 E18	
SH SOLAR 7P-170/1200 E18	
SH SOLAR 7P-170/1200 E36	
SH SOLAR 7P-170/1200 E54.400V	
SH SOLAR 7P-170/1200 E54.440V	
SH SOLAR 5M-150/1020 G	
SH SOLAR 7P-170/1200 G	
SH TRUCK 5M-180/970	
SH TRUCK 5M-85/850	
SH TRUCK 7P-175/1260	
SH AUTO 5M-100/500 D55	
SH AUTO 5M-100/500 E	
	2507
	5004
	5006
	5007
	5008
	101117692
	101117695
	101119735
	101119736
	101119737
	101119738
	101119739
	101119740
	301150005
	101119741
	101119742
	101119743
	101119745

● Standard equipment
○ Supplementary accessories
□ Mountable equipment

Accessories for Industrial Pressure Washers



MC 2C-120/620 UK
MC 2C-140/610 UK
MC 3C-140/570 UK
MC 3C-150/570 XT UK
MC 4M-100/770 UK
MC 4M-140/620 UK
MC 4M-140/620 XT UK
MC 5M-100/770
MC 5M-100/770 XT
MC 5M-180/840
MC 5M-180/840 XT
MC 5M-200/1000
MC 5M-200/1000 XT
MC 5M-200/1050 400V
MC 5M-200/1050 220-440V
MC 5M-200/1050 FA
MC 5M-200/1050 XT
MC 5M-220/130 400V
MC 5M-220/130 220-440V
MC 5M-220/130 FA
MC 5M-220/130 XT
MC 6P-170/1600 FA
MC 6P-170/1600 FAXT
MC 6P-180/1300 FA
MC 6P-180/1300 FAXT
MC 6P-250/1100 FA
MC 6P-250/1100 FAXT
MC 7P-195/1280 FA 400V
MC 7P-195/1280 FA 230V
MC 7P-195/1280 FAXT
MC 7P-195/1280 FBFA
MC 7P-195/1280 FFA
MC 8P-160/2500
MC 8P-160/2500 ST
MH 3C-90/670 PAX
MH 3M-100/600 PA UK
MH 4M-100/680 PA UK
MH 4M-100/680 PAX UK

Tornado Nozzle with Indication Ring



NOZZLE 0650 INDICATION RING LIGHT GREEN

NOZZLE 0680 INDICATION RING GREY

NOZZLE 0700 INDICATION RING ORANGE

NOZZLE 0850 INDICATION RING WHITE

TORNADO NOZZLE 0950 DARK ROSE

NOZZLE 1000 INDICATION RING GRAPHITE

NOZZLE 1200 INDICATION RING CARAMELE

NOZZLE + INDICATION RING 0600

NOZZLE TORNADO.1100 W.IND-RING ORANGE

TORNADO + NZLE 1590 1/8-27NPT

NOZZLE PROTECTION F. TORNADOL

NOZZLE 0900 INDICATION RING BROWN

NOZZLE 0750 INDICATION RING RED

4-in-1 Nozzle



NOZZLE 4-IN-1 ALU + INDICATION RING 0350

NOZZLE 4-IN-1 ALU + INDICATION RING 0370

NOZZLE 4-IN-1 ALU + INDICATION RING 0400

NOZZLE 4-IN-1 ALU + INDICATION RING 0435

Special Nozzle



CONTAINER CLEANING NOZZLE

● Standard equipment
○ Supplementary accessories
□ Mountable equipment

Accessories for Industrial Pressure Washers

Accessories	Item no.
MH 4M-210/1000 PAX	
MH 5M-100/760 PA UK	
MH 5M-100/760 PAX UK	
MH 5M-210/1000 PAX	
MH 5M-180/800 PA E12	
MH 5M-180/800 PA E24	
MH 6P-175/1250 FA	
MH 6P-175/1250 FAX	
MH 6P-200/1300 FA	
MH 6P-200/1300 FAX	
MH 7P-180/1260 FA	
MH 7P-180/1260 FAX	
MH 8P-180/2000 FA	
MH 8P-180/2000 FAX	
MC 5M-195/1000 DE	
MH 5M-200/1000 DE	
MH 7P-220/1120 PE	
MH 7P-220/1300 DE	
SC UNO 4M-140/620 P5	
SC UNO 4M-160/720 P5	
SC UNO 5M-200/1050	
SC UNO 5M-200/1050 L	
SC UNO 6P-170/1610	
SC UNO 7P-180/1200	
SC DUO 6P-170/3220	
SC DUO 7P-180/2400	
SC DELTA 6P 160/4500-3 EU	
SC DELTA 6P 160/6000-4 EU	
SC DELTA 6P 160/9000-6 EU	
SC DELTA 8P 100/1000-4 EU	
SC DELTA 8P 100/15000-6 EU	
SC DELTA 8P 100/7500-3 EU	
SH SOLAR 7P-170/1200 D	
SH SOLAR 7P-170/1200 D55	
SH SOLAR 8P-180/2000 D	
SH SOLAR 7P-135/875 E18	
SH SOLAR 7P-170/1200 E18	
SH SOLAR 7P-170/1200 E36	
SH SOLAR 7P-170/1200 E54.400V	
SH SOLAR 7P-170/1200 E54.440V	
SH SOLAR 5M-150/1020 G	
SH SOLAR 7P-170/1200 G	
SH TRUCK 5M-180/970	
SH TRUCK 5M-85/850	
SH TRUCK 7P-175/1260	
SH AUTO 5M-100/500 D55	
SH AUTO 5M-100/500 E	
	101119746
	101119747
	101119748
	101119751
	101117655
	101119754
	101119758
	101119744
	101119756
	301150004
	106402425
	101119752
	101119749
	101118129
	101118130
	101118131
	101118132
	15861

● Standard equipment
 ○ Supplementary accessories
 □ Mountable equipment

Accessories for Industrial Pressure Washers



MC 2C-120/520 UK
MC 2C-140/610 UK
MC 3C-140/570 UK
MC 3C-150/570 XT UK
MC 4M-100/770 UK
MC 4M-140/620 UK
MC 4M-140/620 XT UK
MC 5M-100/770
MC 5M-100/770 XT
MC 5M-180/840
MC 5M-180/840 XT
MC 5M-200/1000
MC 5M-200/1000 XT
MC 5M-200/1050 400V
MC 5M-200/1050 220-440V
MC 5M-200/1050 FA
MC 5M-200/1050 XT
MC 5M-220/1130 400V
MC 5M-220/1130 220-440V
MC 5M-220/1130 FA
MC 5M-220/1130 XT
MC 6P-170/1600 FA
MC 6P-170/1600 FAXT
MC 6P-180/1300 FA
MC 6P-180/1300 FAXT
MC 6P-250/1100 FA
MC 6P-250/1100 FAXT
MC 7P-195/1280 FA 400V
MC 7P-195/1280 FA 230V
MC 7P-195/1280 FAXT
MC 7P-195/1280 FBFA
MC 7P-195/1280 FFA
MC 8P-160/2500
MC 8P-160/2500 ST
MC 8P-180/2100
MH 3C-90/670 PAX
MH 3M-100/600 PA UK
MH 4M-100/680 PA UK
MH 4M-100/680 PAX UK

Special Nozzle

NOZZLE FOR LONG LANCEJET 6-7 M



NOZZLE PROTECTION CAP PA



VARIO NOZZLE HL-I 1/8-27N



VARIO-NOZZLE CASING 1/8

Nozzle

NOZZLE 0165

NOZZLE 0200

NOZZLE 0245

Filter Pressure Washer

CARTRIDGE FILTER REPLACEM. 50 µM

FILTER - WATER/SAND. SS



FILTER CARTRIDGE 1 1/2

SAND FILTER 50 MICRON GEKA MH



SAND FILTER 50MICRON UNIVERSAL



SAND FILTER CPL.



SANDFILTER FOR WBT KIT



SANDFILTER RACKED KIT P5 PA/FA P6-P7FA



SUCTION FILTER 3 M HOSE



SUCTION FILTER WITH FOOTVALVE



WATER BRAKE TANK KIT



● Standard equipment
○ Supplementary accessories
□ Mountable equipment

Accessories for Industrial Pressure Washers

Accessories	Item no.
MH 4M-210/1000 PAX	
MH 5M-100/760 PA UK	
MH 5M-100/760 PAX UK	
MH 5M-210/1000 PAX	
MH 5M 180/800 PA E12	
MH 5M 180/800 PA E24	
MH 6P-175/1250 FA	
MH 6P-175/1250 FAX	
MH 6P-200/1300 FA	
MH 6P-200/1300 FAX	
MH 7P-180/1260 FA	
MH 7P-180/1260 FAX	
MH 8P-180/2000 FA	
MH 8P-180/2000 FAX	
MC 5M-195/1000 DE	
MH 5M-200/1000 DE	
MH 7P-220/1120 PE	
MH 7P-220/1300 DE	
SC UNO 4M-140/620 P5	
SC UNO 4M-160/720 P5	
SC UNO 5M-200/1050	
SC UNO 5M-200/1050 L	
SC UNO 6P-170/1610	
SC UNO 7P-180/1200	
SC DUO 6P-170/3220	
SC DUO 7P-180/2400	
SC DELTA 6P 160/4500-3 EU	
SC DELTA 6P 160/6000-4 EU	
SC DELTA 6P 160/9000-6 EU	
SC DELTA 8P 100/1000-4 EU	
SC DELTA 8P 100/15000-6 EU	
SC DELTA 8P 100/7500-3 EU	
SH SOLAR 7P-170/1200 D	
SH SOLAR 7P-170/1200 D55	
SH SOLAR 8P-180/2000 D	
SH SOLAR 7P-135/875 E18	
SH SOLAR 7P-170/1200 E18	
SH SOLAR 7P-170/1200 E36	
SH SOLAR 7P-170/1200 E54.400V	
SH SOLAR 7P-170/1200 E54.440V	
SH SOLAR 5M-150/1020 G	
SH SOLAR 7P-170/1200 G	
SH TRUCK 5M-180/970	
SH TRUCK 5M-85/650	
SH TRUCK 7P-175/1260	
SH AUTO 5M-100/500 D55	
SH AUTO 5M-100/500 E	
	2802696
	18430
	56829
	5888
	102802851
	102802852
	102802853
	1104041
	4601431
	4602439
	106402200
	1604461
	107145337
	106403165
	106403142
	61256
	6400000
	106403144

● Standard equipment
 ○ Supplementary accessories
 □ Mountable equipment

Accessories for Industrial Pressure Washers



MC 2C-120/520 UK	MC 2C-140/610 UK	MC 3C-140/570 UK	MC 3C-150/570 XT UK	MC 4M-100/770 UK	MC 4M-140/620 UK	MC 4M-140/620 XT UK	MC 5M-100/770	MC 5M-100/770 XT	MC 5M-180/840	MC 5M-180/840 XT	MC 5M-20/1000	MC 5M-20/1050 XT	MC 5M-20/1050 400V	MC 5M-200/1050 220-440V	MC 5M-200/1050 FA	MC 5M-200/1050 XT	MC 5M-220/130 400V	MC 5M-220/130 220-440V	MC 5M-220/130 FA	MC 5M-220/130 XT	MC 6P-170/1600 FA	MC 6P-170/1600 FAXT	MC 6P-180/1300 FA	MC 6P-180/1300 FAXT	MC 6P-250/1100 FA	MC 6P-250/1100 FAXT	MC 6P-250/1100 XT	MC 6P-250/1100 XT	MC 7P-195/1280 FA 400V	MC 7P-195/1280 FA 230V	MC 7P-195/1280 FAXT	MC 7P-195/1280 FBFA	MC 7P-195/1280 FFA	MC 8P-160/2500	MC 8P-160/2500 ST	MC 8P-180/2100	MH 3C-90/670 PAX	MH 3M-100/600 PA UK	MH 4M-100/680 PA UK	MH 4M-100/680 PAX UK
------------------	------------------	------------------	---------------------	------------------	------------------	---------------------	---------------	------------------	---------------	------------------	---------------	------------------	--------------------	-------------------------	-------------------	-------------------	--------------------	------------------------	------------------	------------------	-------------------	---------------------	-------------------	---------------------	-------------------	---------------------	-------------------	-------------------	------------------------	------------------------	---------------------	---------------------	--------------------	----------------	-------------------	----------------	------------------	---------------------	---------------------	----------------------

Filter Pressure Washer

WATER FILTER 50µM 3/4INCH PN12 PA



WATER FILTER COMPLETE



FILTER CPL. MH 5000MM2 50µ ACCESSORY

FILTER FOR WATER BREAK TANK ACCESSORY

SAND FILTER ATTACHMENT ACCESSORY

Brush Washing

BRUSH INSERT



SELF-SERVICE BRUSH AUTO



WASH BRUSH - ERGO - UNIVERSAL LANCE



WASH BRUSH L1550 MM



WASH BRUSH L2350 MM



Brush Rotary

BRISTLE. LONG



NYLON. BRISTLE FOR ROTARY



ROTARY BRUSH 055 1700MM



ROTARY BRUSH 055 L800 MM



ROTARY BRUSH 065 L1700 MM



Surface Cleaning Rotary

HYDROSCRUB P300 P+H



HYDROSCRUB P400 W/O NOZZLES



HYDROSCRUB P500M Ø500 W/WHEELS W/O NOZZL



● Standard equipment
○ Supplementary accessories
□ Mountable equipment

Accessories for Industrial Pressure Washers

Model	Item no.
MH 4M-210/1000 PAX	
MH 5M-100/760 PA UK	
MH 5M-100/760 PAX UK	
MH 5M-210/1100 PAX	
MH 5M-180/800 PA E12	
MH 5M-180/800 PA E24	
MH 6P-175/1250 FA	
MH 6P-175/1250 FAX	
MH 6P-200/1300 FA	
MH 6P-200/1300 FAX	
MH 7P-180/1260 FA	
MH 7P-180/1260 FAX	
MH 8P-180/2000 FA	
MH 8P-180/2000 FAX	
MC 5M-195/1000 DE	
MH 5M-200/1000 DE	
MH 7P-220/1120 PE	
MH 7P-220/1300 DE	
SC UNO 4M-140/620 P5	
SC UNO 4M-160/720 P5	
SC UNO 5M-200/1050	
SC UNO 5M-200/1050 L	
SC UNO 6P-170/1610	
SC UNO 7P-180/1200	
SC DUO 6P-170/3220	
SC DUO 7P-180/2400	
SC DELTA 6P-160/4500-3 EU	
SC DELTA 6P-160/6000-4 EU	
SC DELTA 6P-160/9000-6 EU	
SC DELTA 8P-100/1000-4 EU	
SC DELTA 8P-100/15000-6 EU	
SC DELTA 8P-100/7500-3 EU	
SH SOLAR 7P-170/1200 D	
SH SOLAR 7P-170/1200 D55	
SH SOLAR 8P-180/2000 D	
SH SOLAR 7P-135/875 E18	
SH SOLAR 7P-170/1200 E18	
SH SOLAR 7P-170/1200 E36	
SH SOLAR 7P-170/1200 E54.400V	
SH SOLAR 7P-170/1200 E54.440V	
SH SOLAR 5M-150/1020 G	
SH SOLAR 7P-170/1200 G	
SH TRUCK 5M-180/970	
SH TRUCK 5M-85/850	
SH TRUCK 7P-175/1260	
SH AUTO 5M-100/500 D55	
SH AUTO 5M-100/500 E	
	301000173
	107145802
	107144272
	106403194
	106403181
	10356
	106402241
	14202
	6400088
	6400087
	6401431
	6401432
	6400019
	6400018
	6400016
	106403187
	106403157
	106403159

Standard equipment
 Supplementary accessories
 Mountable equipment

Accessories for Industrial Pressure Washers



MC 2C-120/520 UK	MC 2C-140/610 UK	MC 3C-140/570 UK	MC 3C-150/570 XT UK	MC 4M-100/770 UK	MC 4M-140/620 UK	MC 4M-140/620 XT UK	MC 5M-100/770	MC 5M-100/770 XT	MC 5M-180/840	MC 5M-180/840 XT	MC 5M-200/1000	MC 5M-200/1000 XT	MC 5M-200/1050 400V	MC 5M-200/1050 220-440V	MC 5M-200/1050 FA	MC 5M-200/1050 XT	MC 5M-220/1130 400V	MC 5M-220/1130 220-440V	MC 5M-220/1130 XT	MC 5M-220/1130 FA	MC 6P-170/1600 FA	MC 6P-170/1600 FAXT	MC 6P-180/1300 FA	MC 6P-180/1300 FAXT	MC 6P-250/1100 FA	MC 6P-250/1100 FAXT	MC 6P-250/1100 XT	MC 6P-250/1100 XT FAXT	MC 7P-195/1280 FA 400V	MC 7P-195/1280 FA 230V	MC 7P-195/1280 FAXT	MC 7P-195/1280 FBFA	MC 7P-195/1280 FFA	MC 8P-160/2500	MC 8P-160/2500 ST	MC 8P-180/2100	MH 3C-90/670 PAX	MH 3M-100/600 PA UK	MH 4M-100/680 PA UK	MH 4M-100/680 PAX UK
------------------	------------------	------------------	---------------------	------------------	------------------	---------------------	---------------	------------------	---------------	------------------	----------------	-------------------	---------------------	-------------------------	-------------------	-------------------	---------------------	-------------------------	-------------------	-------------------	-------------------	---------------------	-------------------	---------------------	-------------------	---------------------	-------------------	------------------------	------------------------	------------------------	---------------------	---------------------	--------------------	----------------	-------------------	----------------	------------------	---------------------	---------------------	----------------------

Surface Cleaning Rotary

HYDROSCRUB S500 Ø500 W/O NOZZLES

Injector and Foam Sprayer

02 INJECTOR COMPLETE

03 INJECTOR COMPLETE

BOTTLE FOR FOAM SPRAYER 2 L

DETERGENT BOTTLE 2.5 L

DETERGENT TANK W. SEALING CAP - 2.5 LTR.

EXTENSION HOSE 30 CM WITH ERGO COUPLINGS

FOAM INJECTOR AGGRESSIVE LQDS

FOAM INJECTOR W BYPASS

FOAM INJECTOR W BYPASS S. 5

FOAM INJECTOR STANDARD

FOAM INJECTOR STANDARD P8

FOAM LANCE COMPLETE L600 MM

FOAM LANCE COMPLETE L1200 MM

HOLDER F. FOAM GUN

NILFISK FOAMSPRAYER VARIO 1 LTR 037

NILFISK FOAMSPRAYER VARIO 1 LTR 055

1L BOTTLE

● Standard equipment
○ Supplementary accessories
□ Mountable equipment

Accessories for Industrial Pressure Washers

Accessories	Item no.
MH 4M-210/1000 PAX	
MH 5M-100/760 PA UK	
MH 5M-100/760 PAX UK	
MH 5M-210/1000 PAX	
MH 5M-180/800 PA E12	
MH 5M-180/800 PA E24	
MH 6P-175/1250 FA	
MH 6P-175/1250 FAX	
MH 6P-200/1300 FA	
MH 6P-200/1300 FAX	
MH 7P-180/1260 FA	
MH 7P-180/1260 FAX	
MH 8P-180/2000 FA	
MH 8P-180/2000 FAX	
MC 5M-195/1000 DE	
MH 5M-200/1000 DE	
MH 7P-220/1120 PE	
MH 7P-220/1300 DE	
SC UNO 4M-140/620 P5	
SC UNO 4M-160/720 P5	
SC UNO 5M-200/1050	
SC UNO 5M-200/1050 L	
SC UNO 6P-170/1610	
SC UNO 7P-180/1200	
SC DUO 6P-170/3220	
SC DUO 7P-180/2400	
SC DELTA 6P 160/4500-3 EU	
SC DELTA 6P 160/6000-4 EU	
SC DELTA 6P 160/9000-6 EU	
SC DELTA 8P 100/1000-4 EU	
SC DELTA 8P 100/15000-6 EU	
SC DELTA 8P 100/7500-3 EU	
SH SOLAR 7P-170/1200 D	
SH SOLAR 7P-170/1200 D55	
SH SOLAR 8P-180/2000 D	
SH SOLAR 7P-135/875 E18	
SH SOLAR 7P-170/1200 E18	
SH SOLAR 7P-170/1200 E36	
SH SOLAR 7P-170/1200 E54.400V	
SH SOLAR 7P-170/1200 E54.440V	
SH SOLAR 5M-150/1020 G	
SH SOLAR 7P-170/1200 G	
SH TRUCK 5M-180/970	
SH TRUCK 5M-85/850	
SH TRUCK 7P-175/1260	
SH AUTO 5M-100/500 D55	
SH AUTO 5M-100/500 E	
	106403158
	6401246
	6401247
	106408164
	107141635
	106403162
	301001311
	6401245
	6401242
	6401243
	6401244
	106402248
	6404368
	6404369
	107142504
	106408234
	106408235
	31000912

Accessories for Industrial Pressure Washers

Accessories	Item no.
MH 4M-210/1000 PAX	
MH 5M-100/760 PA UK	
MH 5M-100/760 PAX UK	
MH 5M-210/1000 PAX	
MH 5M-180/800 PA E12	
MH 5M 180/800 PA E24	
MH 6P-175/1250 FA	
MH 6P-175/1250 FAX	
MH 6P-200/1300 FA	
MH 6P-200/1300 FAX	
MH 7P-180/1260 FA	
MH 7P-180/1260 FAX	
MH 8P-180/2000 FA	
MH 8P-180/2000 FAX	
MC 5M-195/1000 DE	
MH 5M-200/1000 DE	
MH 7P-220/1120 PE	
MH 7P-220/1300 DE	
SC UNO 4M-140/620 P5	
SC UNO 4M-160/720 P5	
SC UNO 5M-200/1050	
SC UNO 5M-200/1050 L	
SC UNO 6P-170/1610	
SC UNO 7P-180/1200	
SC DUO 6P-170/3220	
SC DUO 7P-180/2400	
SC DELTA 6P 160/4500-3 EU	
SC DELTA 6P 160/6000-4 EU	
SC DELTA 6P 160/9000-6 EU	
SC DELTA 8P 100/1000-4 EU	
SC DELTA 8P 100/15000-6 EU	
SC DELTA 8P 100/7500-3 EU	
SH SOLAR 7P-170/1200 D	
SH SOLAR 7P-170/1200 D55	
SH SOLAR 8P-180/2000 D	
SH SOLAR 7P-135/875 E18	
SH SOLAR 7P-170/1200 E18	
SH SOLAR 7P-170/1200 E36	
SH SOLAR 7P-170/1200 E54	
SH SOLAR 7P-170/1200 E54.440V	
SH SOLAR 5M-150/1020 G	
SH SOLAR 7P-170/1200 G	
SH TRUCK 5M-180/970	
SH TRUCK 5M-85/850	
SH TRUCK 7P-175/1260	
SH AUTO 5M-100/500 D55	
SH AUTO 5M-100/500 E	
	106408236
	6401266
	6401268
	2800084
	2800894
	301002490
	301002491
	301002492
	46920
	46921
	46918
	5218617
	6400379
	6401233
	6401364
	6401365
	6402317
	6400375

Accessories for Industrial Pressure Washers

Item no.	Accessories
301112493	MH 4M-210/1000 PAX MH 5M-100/760 PA UK MH 5M-100/760 PAX UK MH 5M-210/1000 PAX MH 5M-180/800 PA E12 MH 5M-180/800 PA E24 MH 6P-175/1250 FA MH 6P-175/1250 FAX MH 6P-200/1300 FA MH 6P-200/1300 FAX MH 7P-180/1260 FA MH 7P-180/1260 FAX MH 8P-180/2000 FA MH 8P-180/2000 FAX
8379	MC 5M-195/1000 DE MH 5M-200/1000 DE MH 7P-220/1120 PE MH 7P-220/1300 DE
106403166	SC UNO 4M-140/620 P5 SC UNO 4M-160/720 P5 SC UNO 5M-200/1050 SC UNO 5M-200/1050 L SC UNO 6P-170/1610 SC UNO 7P-180/1200 SC DUO 6P-170/3220 SC DUO 7P-180/2400 SC DELTA 6P-160/4500-3 EU SC DELTA 6P-160/6000-4 EU SC DELTA 6P-160/9000-6 EU SC DELTA 8P-100/1000-4 EU SC DELTA 8P-100/15000-6 EU SC DELTA 8P-100/7500-3 EU SH SOLAR 7P-170/1200 D SH SOLAR 7P-170/1200 D55 SH SOLAR 8P-180/2000 D SH SOLAR 7P-135/875 E18 SH SOLAR 7P-170/1200 E18 SH SOLAR 7P-170/1200 E36 SH SOLAR 7P-170/1200 E54.400V SH SOLAR 7P-170/1200 E54.440V SH SOLAR 5M-150/1020 G SH SOLAR 7P-170/1200 G SH TRUCK 5M-180/970 SH TRUCK 5M-85/850 SH TRUCK 7P-175/1260 SH AUTO 5M-100/500 D55 SH AUTO 5M-100/500 E
42628	
301001355	
106403196	
301001356	
107370955	
107370954	
54328	
54332	
54329	
54333	
54330	
54334	
107318048	
29277	
107370952	

Accessories for Industrial Pressure Washers



MC 2C-120/620 UK
MC 2C-140/610 UK
MC 3C-140/570 UK
MC 3C-150/570 XT UK
MC 4M-100/770 UK
MC 4M-140/620 UK
MC 4M-140/620 XT UK
MC 5M-100/770
MC 5M-100/770 XT
MC 5M-180/840
MC 5M-180/840 XT
MC 5M-200/1000
MC 5M-200/1000 XT
MC 5M-200/1050 400V
MC 5M-200/1050 220-440V
MC 5M-200/1050 FA
MC 5M-200/1050 XT
MC 5M-220/1130 400V
MC 5M-220/1130 220-440V
MC 5M-220/1130 FA
MC 5M-220/1130 XT
MC 6P-170/1600 FA
MC 6P-170/1600 FAXT
MC 6P-180/1300 FA
MC 6P-180/1300 FAXT
MC 6P-250/1100 FA
MC 6P-250/1100 FAXT
MC 6P-250/1100 XT
MC 7P-195/1280 FA 400V
MC 7P-195/1280 FA 230V
MC 7P-195/1280 FAXT
MC 7P-195/1280 FBFA
MC 7P-195/1280 FFA
MC 8P-160/2500
MC 8P-160/2500 ST
MH 3C-90/670 PAX
MH 3M-100/600 PAX UK
MH 4M-100/680 PAX UK
MH 4M-100/680 PAX UK

Stationary Equipment

OPTION 1XMANUEL DETERGENT

OPTION 2XDETERGENT SOLAR

OPTION AUTOMATIC PRESSURE RELIEF SOLAR

OPTION CLOSED AIR INTAKE SOLAR G

OPTION CLOSED CIRCUIT FROST PROTECTION K

OPTION COLD/WARM SWITCH SOLAR EH

OPTION INSULATION CABINET

OPTION LOW WATER SECURITY

OPTION MULTI MACHINE CONNec. BOX SOLAR

OPTION NO SCALE

OPTION NO-SCALE SOLAR

OPTION REMOTE CONTROL 4 BUTTONS

OPTION REMOTE CONTROL 5 BUTTONS

OPTION STAINLESS STEEL PARTS SOLAR D/EH

OPTION WATER INLET SECURITY

OPTION WATER SOFTENER UNIT

REMOTE CONTROL BOXES 2 BUTTONS

REMOTE CONTROL BOXES 3 BUTTONS

TOKENS Ø22.0X2.3 SET-50



Accessories for Industrial Pressure Washers

Accessories	Item no.
MH 4M-210/1000 PAX	
MH 5M-100/760 PA UK	
MH 5M-100/760 PAX UK	
MH 5M-210/1000 PAX	
MH 5M 180/800 PA E12	
MH 5M 180/800 PA E24	
MH 6P-175/1250 FA	
MH 6P-175/1250 FAX	
MH 6P-200/1300 FA	
MH 6P-200/1300 FAX	
MH 7P-180/1260 FA	
MH 7P-180/1260 FAX	
MH 8P-180/2000 FA	
MH 8P-180/2000 FAX	
MC 5M-195/1000 DE	
MH 5M-200/1000 DE	
MH 7P-220/1120 PE	
MH 7P-220/1300 DE	
SC UNO 4M-140/620 P5	
SC UNO 4M-160/720 P5	
SC UNO 5M-200/1050	
SC UNO 5M-200/1050 L	
SC UNO 6P-170/1610	
SC UNO 7P-180/1200	
SC DUO 6P-170/3220	
SC DUO 7P-180/2400	
SC DELTA 6P 160/4500-3 EU	
SC DELTA 6P 160/6000-4 EU	
SC DELTA 6P 160/9000-6 EU	
SC DELTA 8P 100/1000-4 EU	
SC DELTA 8P 100/15000-6 EU	
SC DELTA 8P 100/7500-3 EU	
SH SOLAR 7P-170/1200 D	<input type="checkbox"/>
SH SOLAR 7P-170/1200 D55	<input type="checkbox"/>
SH SOLAR 8P-180/2000 D	<input type="checkbox"/>
SH SOLAR 7P-135/875 E18	<input type="checkbox"/>
SH SOLAR 7P-170/1200 E18	<input type="checkbox"/>
SH SOLAR 7P-170/1200 E36	<input type="checkbox"/>
SH SOLAR 7P-170/1200 E54.400V	<input type="checkbox"/>
SH SOLAR 7P-170/1200 E54.440V	<input type="checkbox"/>
SH SOLAR 5M-150/1020 G	<input type="checkbox"/>
SH SOLAR 7P-170/1200 G	<input type="checkbox"/>
SH TRUCK 5M-180/970	<input type="checkbox"/>
SH TRUCK 5M-85/850	<input type="checkbox"/>
SH TRUCK 7P-175/1260	<input type="checkbox"/>
SH AUTO 5M-100/500 D55	<input type="checkbox"/>
SH AUTO 5M-100/500 E	<input type="checkbox"/>
	107340903
	107370953
	107370966
	107370965
	107370971
	107370959
	107370975
	107340905
	107370964
	107370974
	107370958
	107340913
	107340914
	107370962
	107340910
	107370970
	107340911
	107340912
	12253

Accessories for Industrial Pressure Washers

Model	Accessories	Item no.
MH 4M-210/1000 PAX		
MH 5M-100/760 PA UK		
MH 5M-100/760 PAX UK		
MH 5M-210/1000 PAX		
MH 5M-180/800 PA E12		
MH 5M-180/800 PA E24		
MH 6P-175/1250 FA		
MH 6P-175/1250 FAX		
MH 6P-200/1300 FA		
MH 6P-200/1300 FAX		
MH 7P-180/1260 FA		
MH 7P-180/1260 FAX		
MH 8P-180/2000 FA		
MH 8P-180/2000 FAX		
MC 5M-195/1000 DE		
MH 5M-200/1000 DE		
MH 7P-220/1120 PE		
MH 7P-220/1300 DE		
SC UNO 4M-140/620 P5		
SC UNO 4M-160/720 P5		
SC UNO 5M-200/1050		
SC UNO 5M-200/1050 L		
SC UNO 6P-170/1610		
SC UNO 7P-180/1200		
SC DUO 6P-170/3220		
SC DUO 7P-180/2400		
SC DELTA 6P 160/4500-3 EU		
SC DELTA 6P 160/6000-4 EU		
SC DELTA 6P 160/9000-6 EU		
SC DELTA 8P 100/1000-4 EU		
SC DELTA 8P 100/15000-6 EU		
SC DELTA 8P 100/7500-3 EU		
SH SOLAR 7P-170/1200 D		
SH SOLAR 7P-170/1200 D55		
SH SOLAR 8P-180/2000 D		
SH SOLAR 7P-135/875 E18		
SH SOLAR 7P-170/1200 E18		
SH SOLAR 7P-170/1200 E36		
SH SOLAR 7P-170/1200 E54.400V		
SH SOLAR 7P-170/1200 E54.440V		
SH SOLAR 5M-150/1020 G		
SH SOLAR 7P-170/1200 G		
SH TRUCK 5M-180/970		
SH TRUCK 5M-85/850		
SH TRUCK 7P-175/1260		
SH AUTO 5M-100/500 D55		
SH AUTO 5M-100/500 E		
		107370968
		107371052
		107145123
		107142505
		107145328
		301001090
		106403160
		301001089
		106403145
		107142570
		107142571
		6402018
		106403197
		106403183
		106403199
		106268075
		107371020

● Standard equipment
 ○ Supplementary accessories
 □ Mountable equipment

Accessories for Industrial Pressure Washers



MC 2C-120/520 UK
MC 2C-140/610 UK
MC 3C-140/570 UK
MC 3C-150/570 XT UK
MC 4M-100/770 UK
MC 4M-140/620 UK
MC 4M-140/620 XT UK
MC 5M-100/770
MC 5M-100/770 XT
MC 5M-180/840
MC 5M-180/840 XT
MC 5M-200/1000
MC 5M-200/1000 XT
MC 5M-200/1050 400V
MC 5M-200/1050 220-440V
MC 5M-200/1050 FA
MC 5M-200/1050 XT
MC 5M-220/130 400V
MC 5M-220/130 220-440V
MC 5M-220/130 FA
MC 5M-220/130 XT
MC 6P-170/1600 FA
MC 6P-170/1600 FAXT
MC 6P-180/1300 FA
MC 6P-180/1300 FAXT
MC 6P-250/1100 FA
MC 6P-250/1100 FAXT
MC 7P-195/1280 FA 400V
MC 7P-195/1280 FA 230V
MC 7P-195/1280 FAXT
MC 7P-195/1280 FBFA
MC 7P-195/1280 FFA
MC 8P-160/2500
MC 8P-160/2500 ST
MC 8P-180/2100
MH 3C-90/670 PAX
MH 3M-100/600 PAX UK
MH 4M-100/680 PAX UK
MH 4M-100/680 PAX UK

Option

ACCESSORY WATER INLET SECURITY

ACCESSORY LOW WATER SECURITY

ACCESSORY PRESSURE RELIEF

ACCESSORY 2 X HP DETERGENT

ACCESSORY REMOTE CONTROL 6 FUNCTIONS

ACCESSORY STORAGE KIT

ACC. COIN BOX ON/OFF + DETERGENT A, B

ACCESS. WATER BREAK TANK 40 L/MIN DUO 7P

ACCESSORY JUNCTIONBOX REMOTE/SLAVE

Delta Booster Lance

SINGLE LANCE W/1511 BROWN L 160BAR

SINGLE LANCE W/1513 RED L 160BAR

SINGLE LANCE W/1520 GREEN L 160BAR

SINGLE LANCE W/15075 ORANGE L 160BAR

SINGLE LANCE BLACK .1530 27 BAR-2100L/H

SINGLE LANCE BLUE .1508 80BAR-1020L/H

SINGLE LANCE W/1506 SILVER 160BAR

SINGLE LANCE WHITE .1515 27BAR- 1020L/H

SINGLE LANCE YELLOW.1511 107BAR-1560L/H



Accessories for Industrial Pressure Washers

Model	Item no.
MH 4M-210/1000 PAX	
MH 5M-100/760 PA UK	
MH 5M-100/760 PAX UK	
MH 5M-210/1000 PAX	
MH 5M-180/800 PA E12	
MH 5M-180/800 PA E24	
MH 6P-175/1250 FA	
MH 6P-175/1250 FAX	
MH 6P-200/1300 FA	
MH 6P-200/1300 FAX	
MH 7P-180/1260 FA	
MH 7P-180/1260 FAX	
MH 8P-180/2000 FA	
MH 8P-180/2000 FAX	
MC 5M-195/1000 DE	
MH 5M-200/1000 DE	
MH 7P-220/1120 PE	
MH 7P-220/1300 DE	
SC UNO 4M-140/620 P5	
SC UNO 4M-160/720 P5	
SC UNO 5M-200/1050	
SC UNO 5M-200/1050 L	
SC UNO 6P-170/1610	
SC UNO 7P-180/1200	
SC DUO 6P-170/3220	
SC DUO 7P-180/2400	
SC DELTA 6P-160/4500-3 EU	
SC DELTA 6P-160/6000-4 EU	
SC DELTA 6P-160/9000-6 EU	
SC DELTA 8P-100/1000-4 EU	
SC DELTA 8P-100/15000-6 EU	
SC DELTA 8P-100/7500-3 EU	
SH SOLAR 7P-170/1200 D	
SH SOLAR 7P-170/1200 D55	
SH SOLAR 8P-180/2000 D	
SH SOLAR 7P-135/875 E18	
SH SOLAR 7P-170/1200 E18	
SH SOLAR 7P-170/1200 E36	
SH SOLAR 7P-170/1200 E54.400V	
SH SOLAR 7P-170/1200 E54.440V	
SH SOLAR 5M-150/1020 G	
SH SOLAR 7P-170/1200 G	
SH TRUCK 5M-180/970	
SH TRUCK 5M-85/650	
SH TRUCK 7P-175/1260	
SH AUTO 5M-100/500 D55	
SH AUTO 5M-100/500 E	
	107371023
	107371024
	107371028
	107371025
	107371026
	107371029
	107371027
	107371022
	107371013
	6300848
	6300851
	6300849
	6300852
	6300847
	6300850
	6300870
	6300846
	6300853

Increased flexibility with Nilfisk accessories & options

The SC UNO, SC DUO and SH SOLAR can be equipped with an electronic control board. This gives the possibility to use a wide range of factory-mounted options and equipment such as remote control, coin boxes, pressure relief... The use of options means that a standard machine is quickly and easily configured to become a customer-specific solution.

Item no.:	Accessory or Factory Mounted Option	Description	SC UNO 4M PS	SC UNO 5M L	SC UNO 5M, 6P, 7P	SC DUO 6P, 7P
107371020	Accessory	Water Break Tank (WBT) max 40 l/min	X	X	X	X (SC DUO 6P requires 2 WBT)
107371023	Accessory	Water Inlet Security			X	X
107371024	Accessory	Low Water Security Pressure switch on water inlet of stationary units. Set to 1 bar. If inlet water pressure is lower than 1 bar - the motor pump stops avoiding the unit running in "dry" mode. Needs a service technician to activate the accessory.			X	X
107371025	Accessory	2 x High pressure Detergent (Also needs Remote Control 107371026) Injection of 2 x detergent at high pressure. Volume can be adjusted on the detergent pumps. (0-13 l/hour). Needs a service technician to activate the accessory.			X Requires remote control and WBT	X Requires remote control and WBT
107371026	Accessory	Remote Control 6 functions Needs a service technician to activate the accessory.			X	X
107371027	Accessory	Coin Box ON-OFF + Detergent A-B (EUR, CHF, GBP) Coiner can be taught all coins Needs a service technician to activate the accessory.			X	X
107371028	Accessory	Pressure Relief If the system is not in use for a period of time (can be adjusted) the machine will close down and relieve the pressure in the high pressure line. Needs a service technician to activate the accessory.			X (Requires WBT)	X (Requires WBT)
107371029	Accessory	Accessory Storage and high pressure hose Can storage 3 lances, one foam sprayer and high pressure hose.	X	X	X	X
107371013	Accessory	Junctionbox Remote/slave. Connection box for remote control extension cable. Needs a service technician to activate the accessory.			X	X
107371000	Factory Mounted Option	Water Break Tank (WBT) max 40 l/min	X	X	X	X (SC DUO 6P requires 2 WBT)
107371014	Factory Mounted Option	Water Inlet Security Opens and closes a solenoid valve on the water inlet line, at the same time as the machine starts and stops. Needs a service technician to activate the accessory.			X	X
107371003	Factory Mounted Option	Stainless Steel cabinet parts UNO		X	X	
107371004	Factory Mounted Option	Stainless Steel cabinet parts DUO				X
107371005	Factory Mounted Option	Low Water Security Pressure switch on water inlet of stationary units. Set to 1 bar. If inlet water lower than 1 bar - the motor pump stops avoiding the unit running in "dry" mode.			X	X
107371006	Factory Mounted Option	2 x High Pressure Detergent (Also needs Remote Control 107371007) Injection of 2 x detergent at high pressure. Volume can be adjusted on the detergent pumps. (0-13 l/hour).			X Requires remote control and WBT	X Requires remote control and WBT
107371007	Factory Mounted Option	Remote Control 6 functions			X	X
107371008	Factory Mounted Option	Coin Box ON-OFF + Detergent A-B (Coiner is for EUR, CHF, GBP coins) Coiner can be taught coins from all other kind of currencies.			X	X
107371009	Factory Mounted Option	Pressure Relief If the system is not in use for a period of time (can be adjusted) the machine will close down and pressure relief the high pressure line.			X (Requires WBT)	X (Requires WBT)
107371010	Factory Mounted Option	230/3/50 Conversion Kit 5M-L		X		
107371011	Factory Mounted Option	230/3/50 Conversion Kit 5M			X	
107371012	Factory Mounted Option	230/3/50 Conversion Kit 6P - 7P			X	

Option	Description	SH SOLAR D/G	SH SOLAR E
		Item No.	Item No.
High Pressure detergent manual use	Injection of detergent under high pressure, manually controlled at the machine.	107340903	na
Cold/Warm switchover EH	Allows double water inlet (either hot or cold) and switchover between sources.	na	107370959
1 x detergent, EL. SOLAR OPTION	Injection of 1 x detergent under high pressure controlled by solenoid valve and dosing unit. Detergent can be activated at a remote control unit or box.	107370952 Also need: Remote control box with 4 buttons	107370952 Also need: Remote control box with 4 buttons
2 x detergent, EL. SOLAR OPTION	Injection of 2 x detergent under high pressure controlled by solenoid valve and dosing unit. Detergent can be activated at a remote control unit or coin box.	107370953 Also need: Remote control box with 5 buttons	107370953 Also need: Remote control box with 5 buttons
Option Automatic Pressure relief	If the system is not in use for 10 minutes (or 20 seconds after the system closes down), a valve opens and relieves the pressure in the high pressure piping line. The entire system is free of pressure and must afterwards be started again.	107370966	107370966
No-Scale Unti SOLAR Option	Prevents scale in the boiler or internal water tank.	107370958	107370958
Low water security - 1 bar	Pressure switch on water inlet of the stationary unit. Set to 1 bar. Inlet water lower than 1 bar - the motor pump stops avoiding the unit running in "dry" mode.	107340905	Standard
Water inlet security option	Opens and closes a solenoid valve on the water inlet line, at the same time as the machine starts and stops.	107340910	na
Remote control boxes	On-Off = 2 buttons On-Off+1 function (burner or option) = 3 buttons On-Off+2 functions (burner or option) = 4 buttons On-Off+3 functions (burner or option) = 5 buttons Mains cut off button	107340911 107340912 107340913 107340914 29277	107340911 107340912 107340913 107340914 29277
Coin boxes €½	Mechanical, simple on-off, €½	54328	54328
Coin boxes €1	Mechanical, simple on-off, €1	54329	54329
Coin boxes Token	Mechanical, simple on-off, Tokens	54330	54330
Coin boxes €½, incl. Detergent	Mechanical, on-off + 1 detergent, €½	54332	54332
Coin boxes €1, incl. Detergent	Mechanical, on-off + 1 detergent, €1	54333	54333
Coin boxes Token, incl. Detergent	Mechanical, on-off + 1 detergent, Token	54334	54334
FROST PROTECTION - Standard	Water wasted/no recirculation. Requires a built-in pressure relief. Change gun to "weeping gun".	107370954	107370954
FROST PROTECTION - Deluxe	incl. heating unit	107370955	107370955
M.M.O.	Allows connection of up to 3 SOLAR units together	107370964	107370964
Closed air intake for gas models	Closed air intake for gas models	107370965	107370965
Stainless steel parts G/GH	Stainless steel cabinet	107370963 (G+GH)	
Stainless steel parts D/EH	Stainless steel cabinet	107370962 (D)	107370962 (EH)
2 x chemical magnet valve	Requires control kit	107360901	
Winter gun - 12 bar	For frost protection - water wasted	106402243	106402243

Liquid Sprayers



Liquid Sprayers are hand-held low pressure manual sprayers. Specific models can be used with aggressive detergents and acids.

PRODUCTS	1,5P	5S	10SP	20S
Alcohol	○	●	●	●
Chlorine			○	
Alcaline	○	○	○	○
Solvents	●	●	●	●
Mineral Oil	○	●	○	●
Acids automotive			○	
Acides Hygiene			○	

- Very Suitable
- Limited Suitable



1.5



5S



20S

TECHNICAL DATA	1.5	5S	20S
Pump pressure (bar)	2	6	6
Tank capacity (l)	1.25	5	20
Working pressure (bar/psi)	2/29	6/87	6/87
Max. water temperature (°C)	30	50	50
Length of hose (m)	-	1.4	4
Seal	Viton	Viton	Viton
Compressed air connection	No	Yes	Yes
With hand pump	Yes	Yes	No
Metal nozzle with regulation	Yes	Yes	Yes
Diameter (mm)	130	180	210
Height (mm)	300	460	890
Weight (kg)	0.4	3.5	7.5
ITEM NO.	80853	7110005	7110020

ACCESSORIES	1.5	5S	20S
Pistol valve (excl. hose and lance)		● / 7110420	
Pistol valve (excl. hose and lance)			● / 7110403
Manual pump, complete		● / 7110241	
Hose		● / 7110428	● / 7110401
Spray gun, Pro acces		○ / 4810328	
Foam nozzle G 1/4		○ / 30800057	○ / 30800057

1) The 10SP is a stainless steel tank for durability, with a polyethylene internal liner for use with detergents containing chlorine or those with a pH below 3.

○ Supplementary accessories adapters not required
 ● Standard equipment or recommended equipment

HydroScrub – A Range of Floor Cleaners

The product increases cleaning width and reduces cleaning time compared to standard lances and nozzles in a very cost effective way. The HydroScrub's are robust and efficient surface cleaners for floor, wall or table cleaning tasks.

Application and customer groups:

The HydroScrub's are perfect tools for cleaning of surfaces in the automotive/transport segment, in food industries and for craftsmen. The different models can be used on machines in the low, middle and high range of High Pressure Washers.



The HydroScrub is an effective tool for cleaning various large flat surfaces, and must be connected to Nilfisk high pressure washers fitted with the original size of nozzle.

How to choose the correct nozzles

Nilfisk machine Standard nozzle	You need:	Item no: 1 st nozzle	Item no: 2 nd nozzle	P300	P400	S500	P500 M
.0275	2 x .0165	102802851	102802851	*			
.0300	2 x .0165	102802851	102802851	*			
.0340	1 x .0200 + 1 x .0165	102802852	102802851	*	*		
.0350	1 x .0200 + 1 x .0165	102802852	102802851	*	*		
.0370	1 x .0200 + 1 x .0165	102802852	102802851	*	*		
.0400	2 x .0200	102802852	102802852		*		
.0400	1 x .0165 + 1 x .0285	102802851	102802854	*			
.0435	1 x .0200 + 1 x .0245	102802852	102802853	*	*		
.0450	1 x .0200 + 1 x .0245	102802852	102802853	*	*		
.0475	1 x .0200 + 1 x .0275	102802852	101117692		*		
.0475	1 x .0200 + 1 x .0285	102802852	102802854	*			*
.0500	2 x .0275	101117692	101117692		*		*
.0500	1 x .0245 + 1 x .0285	102802853	102802854	*			*
.0530	2 x .0275	101117692	101117692		*		*
.0530	1 x .0245 + 1 x .0285	102802853	102802854	*			*
.0550	2 x .0275	101117692	101117692		*		*
.0550	2 x .0285	102802854	102802854	*			*
.0600	2 x .0300	101117695	101117695		*	*	*
.0640	1 x .0300 + 1 x .0340	101117695	101119735		*	*	*
.0650	1 x .0300 + 1 x .0340	101117695	101119735		*	*	*
.0680	2 x .0340	101119735	101119735		*	*	*
.0700	2 x .0350	101119736	101119736		*	*	*
.0750	1 x .0350 + 1 x .0400	101119736	101119738		*	*	*
.0800	2 x .0400	101119738	101119738		*	*	*
.0850	2 x .0435	101119739	101119739		*	*	*
.0900	2 x .0450	101119740	101119740		*	*	*
.0950	2 x .0500	101119741	101119741		*	*	*
.1000	2 x .0500	101119741	101119741		*	*	*
.1100	2 x .0550	101119743	101119743			*	*
.1200	2 x .0600	101119744	101119744			*	*
.1300	2 x .0650	101119746	101119746			*	*
.1500	2 x .0750	101119749	101119749			*	*
.1590	2 x .0800	101119750	101119750			*	*

TECHNICAL DATA	P300	P400
Diameter, cabinet (mm)	300	400
Side bar mountable on cabinet	Yes	No
Cabinet material	Injection moulded ABS	Injection moulded ABS
Bearing for rotating arm:	Long life bearing	Long life bearing
Min/max. water flow (l/h)	420 / 750	600 / 1200
Max pressure (bar)	200	250
Max temperature inlet water °C	60	60
Nozzles included	Yes	No
Machine use on - nozzle size	.0275 - .0550	.0340 - .1000
ITEM NO.	106403187	106403157





Explore our detergents



Product	Application	Capacity	Item no.
STONE & WOOD CLEANER pH: 8.0 - 9.0 (1% solution)	Walls, roofs, wooden decking and furniture	2.5 l	125300385
ACTIVE STONE CLEANER pH: 11.0 - 11.4 (1% solution)	Stone walls and paths	2.5 l	125300425
STONE SEALER pH: 7.5 - 8.5 (1% solution)	Stone paving	2.5 l	125300388
RATTAN & PLASTIC CLEANER pH: 10.5 - 11.5 (1% solution)	Garden furniture, walls and other materials made of rattan or plastic	2.5 l	125300386
CAR COMBI CLEANER pH: 7.5 - 8.5 (1% solution)	Vehicles, bicycles, motorbikes, cars and vans	2.5 l	125300390
BIKE & MOTORCYCLE CLEANER pH: 10.0 - 11.0 (1% solution)	Special detergent for bicycles and motorbikes	2.5 l	125300392
BOAT CLEANER pH: 10.0 - 11.0 (1% solution)	Fibreglass surfaces including boats, caravans and motorhomes	2.5 l	125300391
GRILL & METAL CLEANER pH: 10.5 - 11.5 (1% solution)	Barbecue grills, garden tools and other metal materials	2.5 l	125300393



High pressure washer detergents help you to clean more efficiently, saving you time and money.

High pressure washers for home and garden

The bar pressure and frequency of use are essential aspects which need to be considered when buying a pressure washer. We offer high pressure washers in three different categories to cover a diverse range of needs requirements and applications.

Compact/Core models

The Nilfisk Compact/Core range is the perfect choice when you need a handy pressure washer for everyday cleaning tasks. The series ranges from the basic model with a max. pressure of 110 bar to the more robust model with a maximum pressure of 150 bar. Perfectly suited for cleaning smaller outdoor spaces, cars, motorbikes and bicycles. The upright design and integrated trolley, make them very easy to manoeuvre.



Excellent models

The Excellent range represents Nilfisk's middle segment. Flexibility and ergonomic design, combined with excellent performance and a multitude of practical functions make these powerful high-pressure cleaners. They easily master all cleaning tasks around the house as well as vehicles. Excellent models are equipped with an integrated aluminium telescopic handle and are therefore extremely comfortable to use.

Premium models

The Premium range is the top of the range of Nilfisk pressure washers for home & garden. It offers you ergonomics and comfort in a powerful design with outstanding performance. Suitable for tough and regular applications around the house. For added strength and safety, the Premium models are equipped with new, powerful nozzles as well as a high quality, durable high pressure hose.



Compact & Core High Pressure Washers



Compact units for occasional cleaning

The smallest models of our pressure washers are compact and lightweight, making them easy to transport and store. The series ranges from the basic model to the more powerful models with a maximum pressure of 150 bar. All units of the Compact/Core class are equipped with a quick-connect coupling between hose and gun, as well as the Click&Clean nozzle concept - for a quick change between different accessories.



Core 140* - Multiple award-winning!



TECHNICAL DATA	C110.7-5 X-TRA	Core 125-5	Core 130-6 Powercontrol	Core 140-6 In-hand Powercontrol	Core 140-8 In-hand Powercontrol	Core 150-10 Powercontrol
Pump pressure (bar/MPa)	Max 110 / max 11	Max 125 / max 12.5	Max 130 / max 13	Max 140 / max 14	Max 140 / max 14	Max 150 / max 15
Water flow Qmax/Qiec (l/h)	440/ 310	438 / 312	462 / 324	474 / 348	474 / 348	468 / 378
Max. inlet temperature (°C)	40	40	40	40	40	40
Cable length	5	5	5	5	5	5
Rated power (kW)	1.4	1.4	1.5	1.8	1.8	2.0
Weight (kg)	6	6.4	6.6	8.7	9.2	8.7
Hose length (m)	5	5	6	6	8	10
Voltage (V)	220 - 240	220 - 240	220 - 240	220 - 240	220 - 240	230 - 240
Length x width x height (cm)	26 x 29.5 x 66	71.7 x 29 x 30	71.7 x 29 x 30	88.2 x 37.1 x 30	88.2 x 37.1 x 30	88.2 x 37.1 x 30
FEATURES						
Wheeled Trolley	•	•	•	•	•	•
Aluminium pump	•	•	•	•	•	•
Hose storage pocket		•	•			
Internal Hose reel				•	•	•
Lance and spray gun storage	•	•	•	•	•	•
Storage of accessories		•	•	•	•	•
Click&Clean (C&C) nozzle concept	•	•	•	•	•	•
Cable storage		•	•	•	•	•
Quick&Swivel gun connection	•	•	•	•	•	•
Automatic start/stop	•	•	•	•	•	•
Hose and cable holder		•	•	•	•	•
Pressure regulation in gun					•	
Pressure regulation dial			•	•	•	•
STANDARD EQUIPMENT						
Hose Length	5m	6m	6m	6m	6m	10m
C&C Foamsprayer with bottle	•	•	•	•	•	•
Rough Nozzle		•	•	•	•	•
Gentle Nozzle	PR	PR	•	•	•	PR
Cleaning Tool Black		•	•	•	•	•
Variable Control	•	•				•
Part number	128470922	128471283	128471286	128471254	128471255	128471331

Excellent High Pressure Washers



Reliable machines for frequent cleaning

A robust model range, ideal for all cleaning tasks around the house. The high power level provides sufficient force to remove even stubborn dirt. The upright design and integrated trolley make these machines easy to transport. Both the Click&Clean nozzle system and the quick-connect coupling between the high-pressure hose and the gun are standard features.



TECHNICAL DATA	E145.4-9 X-TRA UK	E 160.1-10 H X-TRA
Pump pressure (bar/MPa)	Max 145 / max 14.5	Max 160 / max 16.0
Water flow Qmax/Qiec (l/h)	500 / 420	500 / 400
Max. inlet temperature (°C)	40	40
Power consumption (A)	9.5	10.5
Rated power (kW)	2.1	2.3
Dimensions (L x W x H) (cm)	34.5 x 39.5 x 90.0	34.5 x 39.5 x 90
Weight (kg)	18.6	20.6
Hose length (m)	9	10
Voltage (V)	220-240	220-240
Cable length	5	5
Equipment		
Transport trolley	•	•
Aluminium pump	•	•
Click&Clean nozzle concept	•	•
Automatic start/stop	•	•
Flexible cable hook	•	•
Aluminium telescopic handle	•	•
Hose reel	•	•
STANDARD EQUIPMENT		
Hose Length	9m	10m
C&C Foamsprayer with bottle	•	•
Rough Nozzle	•	•
Gentle PR Nozzle	•	•
Cleaning Tool Black	•	•
Part number	128471186	128471196

Premium High Pressure Washers



The top-of the range high pressure washers for powerful outdoor cleaning

Breeze through larger, tougher cleans with the Premium range. The largest in the range and most powerful has an incredible 200 bar maximum pressure and 15m steel-armoured hose, you're guaranteed optimal results every time.



Technical Data	Premium 180-10	Premium 200-15 UK
Pump Pressure (bar/MPa)	Max 180 / max 18	Max 200 / max 20
Water flow Qmax/Qiec (l/h)	610 / 540	650 / 570
Max. inlet temperature (°C)	60	60
Voltage (V)	230	230
Rated power (kW)	2.9	2.9
Weight (kg)	26.8	30.2
Length x width x height (cm)	39 x 38 x 97.5	39 x 38 x 95.5
Hose length (m)	10	15
Cable length(m)	5	5
Features		
Trolley	•	•
Aluminium pump	•	•
Automatic start/stop	•	•
Cable storage	•	•
Telescopic handle	•	•
Detegent tank (l)	2	
Hose reel	•	•
Standard Equipment		
Hose Length	10m	15m
Bayonet Foamsprayer with bottle		•
Premium Rough Nozzle	•	•
Premium Gentle Nozzle	•	•
Cleaning Tool Black	•	•
Part number	128471148	128471363

Accessories for High Pressure Washers

Tackle even more cleaning tasks with your high pressure washer



Patio Cleaners



Multi-Brush Kit



Roof Cleaner



Water Suction Kit



Auto Brush



Car Nozzle



Super Foam Sprayer



Under Chassis Lance












Suction hose


Accessories for High Pressure Washers

	C 110.7-5 X-tra	Core 125-5	Core 130-6 PowerControl	Core 140-6 In-hand PowerControl	Core 140-8 In-hand PowerControl	Core 150-10 PowerControl PW	E 145.4-9 PAD X-tra	E 160.1-10 X-tra	Premium 180-10	Premium 200-15	Part Number
	<input type="checkbox"/>	<input type="checkbox"/>	<input type="checkbox"/>	<input type="checkbox"/>	<input type="checkbox"/>	<input type="checkbox"/>	<input type="checkbox"/>	<input type="checkbox"/>	<input type="checkbox"/>	<input type="checkbox"/>	128470040
Roof Cleaner											
Telescopic pipe reaching 4.2 m, detergent suction and dosing, 2 low-pressure nozzles, Click&Clean coupling											
	<input type="checkbox"/>	<input type="checkbox"/>	<input type="checkbox"/>	<input type="checkbox"/>	<input type="checkbox"/>	<input type="checkbox"/>	<input type="checkbox"/>	<input type="checkbox"/>	<input type="checkbox"/>	<input type="checkbox"/>	128470456
Multi-brush											
with detergent tank and Car Brush Head											
	<input type="checkbox"/>	<input type="checkbox"/>	<input type="checkbox"/>	<input type="checkbox"/>	<input type="checkbox"/>	<input type="checkbox"/>	<input type="checkbox"/>	<input type="checkbox"/>	<input type="checkbox"/>	<input type="checkbox"/>	128470457
Garden brush head											
	<input type="checkbox"/>	<input type="checkbox"/>	<input type="checkbox"/>	<input type="checkbox"/>	<input type="checkbox"/>	<input type="checkbox"/>	<input type="checkbox"/>	<input type="checkbox"/>	<input type="checkbox"/>	<input type="checkbox"/>	128500463
Car brush head											
	<input type="checkbox"/>	<input type="checkbox"/>	<input type="checkbox"/>	<input type="checkbox"/>	<input type="checkbox"/>	<input type="checkbox"/>	<input type="checkbox"/>	<input type="checkbox"/>	<input type="checkbox"/>	<input type="checkbox"/>	128470458
Wheel brush head											
	<input type="checkbox"/>	<input type="checkbox"/>	<input type="checkbox"/>	<input type="checkbox"/>	<input type="checkbox"/>	<input type="checkbox"/>	<input type="checkbox"/>	<input type="checkbox"/>	<input type="checkbox"/>	<input type="checkbox"/>	128470459
Multi-brush kit											
With detergent tank, Garden Brush Head, Car Brush Head and Wheel Brush Head											
	<input type="checkbox"/>	<input type="checkbox"/>	<input type="checkbox"/>	<input type="checkbox"/>	<input type="checkbox"/>	<input type="checkbox"/>	<input type="checkbox"/>	<input type="checkbox"/>	<input type="checkbox"/>	<input type="checkbox"/>	128500938
Click&Clean Super Foam Sprayer											
Bayonet Super Foam Sprayer									<input type="checkbox"/>	<input type="checkbox"/>	128501465
With bottle											
	<input type="checkbox"/>	<input type="checkbox"/>	<input type="checkbox"/>	<input type="checkbox"/>	<input type="checkbox"/>	<input type="checkbox"/>	<input type="checkbox"/>	<input type="checkbox"/>	<input type="checkbox"/>	<input type="checkbox"/>	6411138
Click&Clean wide angle adapter											
	<input type="checkbox"/>	<input type="checkbox"/>	<input type="checkbox"/>	<input type="checkbox"/>	<input type="checkbox"/>	<input type="checkbox"/>	<input type="checkbox"/>	<input type="checkbox"/>	<input type="checkbox"/>	<input type="checkbox"/>	6411136
Click&Clean car nozzle											
Bayonet car nozzle									<input type="checkbox"/>	<input type="checkbox"/>	128501468
40° angle for gentle surface cleaning.											
	<input type="checkbox"/>	<input type="checkbox"/>	<input type="checkbox"/>	<input type="checkbox"/>	<input type="checkbox"/>	<input type="checkbox"/>	<input type="checkbox"/>	<input type="checkbox"/>	<input type="checkbox"/>	<input type="checkbox"/>	6411131
Click&Clean auto brush											
Bayonet auto brush									<input type="checkbox"/>	<input type="checkbox"/>	128501466
Extra soft bristles and rubber squeegee											
	<input type="checkbox"/>	<input type="checkbox"/>	<input type="checkbox"/>	<input type="checkbox"/>	<input type="checkbox"/>	<input type="checkbox"/>	<input type="checkbox"/>	<input type="checkbox"/>	<input type="checkbox"/>	<input type="checkbox"/>	6411135
Click&Clean Under Chassis Nozzle											
Bayonet Under Chassis Nozzle									<input type="checkbox"/>	<input type="checkbox"/>	128501467
Low pressure nozzle with fixed 90° bend and 65° spray pattern											
	<input type="checkbox"/>	<input type="checkbox"/>	<input type="checkbox"/>	<input type="checkbox"/>	<input type="checkbox"/>	<input type="checkbox"/>	<input type="checkbox"/>	<input type="checkbox"/>	<input type="checkbox"/>	<input type="checkbox"/>	128500956
Click&Clean car wash kit											
Car Nozzle, Auto Brush, Under Chassis Nozzle, Super Foam Sprayer											

Accessories for High Pressure Washers

	C 110.7-5 X-tra	Core 125-5	Core 130-6 PowerControl	Core 140-6 In-hand PowerControl	Core 140-8 In-hand PowerControl	Core 150-10 PowerControl PW	E 145.4-9 PAD X-tra	E 160.1-10 X-tra	Premium 180-10	Premium 200-15	Part Number
											
Power Patio									○	○	128500955
Mid Patio				○	○	○	○	○			128500702
Compact Patio	○	○	○	○	○						128500700
Clean tiles, walls and other large surfaces up to 6x faster											
	○	○	○	○	○	○	○	○			6410891
Efficiently removes paint, grit and rust from metal and other hard surfaces									○	○	6410758
	○	○	○	○	○	○	○	○	○	○	106411177
Complies with DIN EN 1717											
Extension hose											
with Click&Clean coupling											
Standard 7m	○	○	○	○	○	○	○	○	○	○	106411346
Steel armed 7m	○	○	○	○	○	○	○	○	○	○	6411048
	○	○	○	○	○	○	○	○	○	○	6410766
Drain & Tube 8m	○	○	○	○	○	○	○	○	○	○	128500461
Unblock drains, pipes and gutters											
Rotary brush											
With bendable tube	○	○	○	○	○	○	○	○	○	○	126411395
Without bendable tube	○		○	○	○	○	○	○	○	○	6410762
	○	○	○	○	○	○	○	○	○	○	6410763
Water filter	○	○	○	○	○	○	○	○	○	○	128500674
	○	○	○	○	○	○	○	○	○	○	128500673
Water suction kit	○	○	○	○	○	○	○	○	○	○	126411387
To empty water from ponds, swimming pools etc.											
	○	○	○	○	○	○	○	○	○	○	128500075
Jet pipe extension 40 cm											
	○	○	○	○	○	○	○	○	○	○	128500074*
works as an adapter for Click&Clean accessories											
	○	○	○	○	○	○	○	○	○	○	126411396
To use Kärcher accessories on Nilfisk high pressure washers											
	○	○	○	○	○	○	○	○	○	○	106411296
To use Nilfisk accessories on Kärcher high pressure washers											

Wet & Dry Vacuum Cleaners



Vacuum cleaners for wet and dry use

Wet or dry cleaning tasks, whether they involve water, soil, mud or wood chips, are a pain. But no problem for the Nilfisk Buddy II wet/dry vacuum cleaners. With their robust design and powerful performance, they are ideal for cleaning workshops, car interiors, garages and wet areas.
















Wet/dry vacuum cleaners are always used when not only dry but also wet dirt or liquids need to be removed. The powerful Multi II is an indispensable helper, whether in the home, in the workshop or for cleaning the car. Thanks to the standard blowing function, dirt doesn't stand a chance even behind corners and in hard-to-reach places. Other features include the practical filter indicator and the innovative Push-to-Clean filter cleaning system to ensure the highest possible suction power at all times.

- Washable PET filter element: Allows damp dirt to be vacuumed up without having to use a wetfilter
- Integrated float: protects the machine; the suction process is interrupted as soon as the container is filled with liquid
- Blow up function: Easy inflation of any object such as an airbed.
- Storage for accessories and tools
- Click nozzle: With a "click" from dry to wet use
- Parking function: Allows the suction tube to be attached directly to the machine
- Hose holder: Practical and safe storage of the hose
- Power outlet (only T-models)



Technical Data	Buddy II 12	Buddy II 18	Buddy II 18 T	Multi II 22 T	Multi II 30 T
Negative pressure (mbar/kPa)	200/20	200/20	200/20	200/20	210/21
Weight (kg)	4.4	4.9	5,5	9.20	9.6
System	36	36	36	36	36
Hose length (m)	1.9	1.9	4	2.2	4
Dimensions L x W x H (mm)	360 x 330 x 440	360 x 330 x 530	360 x 330 x 530	426 x 374 x 599	426 x 374 x 684
Power Pmax (W)	1200	1200	1200	1200	1400
Voltage (V)	220 - 240	220 - 240	220 - 240	220-240	220-240
Max. Suction power (W)	250	250	250	270	292
Air volume (l/min.)	3600	3600	3600	-	-
Cable length (m)	4	4	6	5	5
Power outlet for power tools			• (1100)	• (1150)	• (1150)
Capacity (l)	12	18	18	22	30
Features					
Compact design	•	•	•	•	•
Wet & Dry	•	•	•	•	•
Multifit accesory system	•	•	•	•	•
Suction control on hand tube	•	•	•	•	•
Blow function	•	•	•	•	•
Standard Equipment					
Suction hose	•	•	•	•	•
Suction tube plastic	•	•	•	•	•
Curved hand tube with suction power regulation	•	•	•	•	•
Floor nozzle incl. interchangeable wet-dry insert	•	•	•	•	•
Joint nozzle	•	•	•	•	•
Dust bag (1 pc.)	•	•	•		
Item No.	18451120	18451125	18451135	18451585	18451559

Accessories for Wet & Dry Vacuum Cleaners

		Buddy II 12	Buddy II 18	Buddy II 18 T	Multi II 22 T	Multi II 30 T	Part Number
System D36 nozzles							
	Crevice nozzle D36 x 200	●	●	●	●	●	29541
	Black suction brush	○	○	○	○	○	302002509
	Universal nozzle D36 x 115	○	○	○	○	○	14295
	Wet & Dry nozzle kit	●	●	●	○	○	81943049
	Floor nozzle	○	○	○	●	●	107417197
	Switchable soil nozzle	○	○	○	○	○	302002365
Suction hoses							
	D32 x 1900	●	●	○			107405600
	D32 x 4000	○	○	●			31001002
	D36 x 2500				●	○	107417192
	D36 x 4000				○	●	107417193
Extension tubes							
	Extension tube plastic D36 x 500	○	○	○	○	○	40696
	Extension tube aluminium D36 x 500	○	○	○	○	○	107400032
Accessories							
	Blow nozzle kit	○	○	○	○	○	107402483
	Wall drill kit	○	○	○	○	○	107402478
	Convenience kit	○	○	○	○	○	107417191
	Premium car kit	○	○	○	○	○	107417190

Accessories for Wet & Dry Vacuum Cleaners



	Buddy II 12	Buddy II 18	Buddy II 18 T	Multi II 22 T	Multi II 30 T	Part Number
Dust bags and filters						
Dust Bag (4 PCS) (Buddy II)	○	○	○			81943048
Dust Bag (Fleece) (4 PCS) (Multi 22, 30)				○	○	107417195
Filter element Buddy II	●	●	●			81943047
Filter element Multi II				●	●	107417194



Nilfisk

CORE 150 MAX
HIGH PRESSURE
WASHER

10 M
HOSE





Benefits with real value

Equipment is an investment, and Nilfisk Service protects that investment by maintaining the durability and performance of your Nilfisk machine.

With Nilfisk Service, you can:

- Maximise uptime with proactive maintenance and timely repairs and restoration
- Protect equipment value with documented service and Nilfisk-certified spare parts
- Keep maintenance costs low and predictable

With the goal of sustaining efficient performance and productivity over an entire equipment lifecycle, Nilfisk Service helps ensure the viability of your cleaning operation.

Global reach, local presence

Nilfisk is a global industry leader, but we take pride in solving local challenges – including yours. We know how important it is to maximise uptime, and we're committed to helping you achieve your business targets, no matter the scale of your operation.

Nilfisk offers four Service Solutions, each with a unique offering.

		PRO	PLUS	PREMIUM	PREMIUM POWER
MAINTENANCE	Annual maintenance visits	1-6	1-6	2-6	2-6
	Travel	•	•	•	•
	Labour – planned maintenance	•	•	•	•
REPAIRS	Response time	48H	48H	24H	24H
	Travel		•	•	•
	Labour – inspection & repair		•	•	•
PARTS	Spare parts		•	•	•
	Consumables			•	•
	Batteries & chargers				•
ADDITIONAL BENEFITS	Extended warranty	+1Y	+1Y	+1Y	+1Y
	Service reports	•	•	•	•
	Dedicated technician	•	•	•	•

The conditions and specifics of each element included in Nilfisk Service Solutions may be subject to local availability.

Reliability in partnership – flexibility in purchase

Financial planning is essential to all businesses. At Nilfisk we recognise the need to offer flexible financing options that make the latest and best cleaning products available while maintaining budgetary control. Finding solutions to effective financing is as much a part of our business as the cleaning solutions themselves. So let's talk.

Stay up-to-date with the right financing

We offer sensible financial packages that enable you to upgrade your products to meet changes in the market and application environments, allowing you to be up-to-date at all times. Below you will find an overview of our financial packages and their key advantages. They are adapted to local laws and conditions, so they may vary from country to country. Please contact your local Nilfisk representative for detailed information on the financial offerings available.

FINANCIAL SOLUTION	DEFINITION	KEY ADVANTAGES
Leasing	The machines are sold through a leasing company which in return will lease the machines to you for a fixed number of years.	<ul style="list-style-type: none"> • No tie up of capital • Fixed monthly instalment • Leasing expenses are tax deductible • Improved balance sheet performance
Short-term rental	For the occasional need you can rent a Nilfisk machine for a shorter term period (limited range of machines available).	<ul style="list-style-type: none"> • Coverage of ad hoc needs • Short term commitment • Flexible renting periods • Covers seasonal changes in demand
Long-term rental	<p>The machines are sold through a leasing company which in return will lease the machines to you.</p> <p>The monthly instalment includes a full service contract.</p> <p>Flexibility regarding upgrade / exchange or return of machines can be built into the contract.</p>	<ul style="list-style-type: none"> • 100% cost transparency and increased flexibility • No tie up of capital • Full service contract • Fixed monthly instalment • Leasing expenses are tax deductible • Improved balance sheet performance • Machines according to need • Easy calculation of cleaning cost • Replacement machines
Individual solutions	Let us tailor-make a solution meeting your specific requirements based on a mix of the various purchase and service options.	<ul style="list-style-type: none"> • Customer specific solutions • Solution to logistical problems • Dedicated service resources • Special service requirements • Mix of purchase and finance options





www.nilfisk.co.uk
www.nilfisk.ie
01768 868995 (UK)
01 294 3838 (IE)

NILFISK